



ONE  
ALBUQUE  
RQUE

Albuquerque Police Department

# Crime Trends

# In Albuquerque

# Analysis of NIBRS

## Group A

## Crimes from 2018-2019

Prepared By:

Deputy Chief J.J. Griego

Record Division

Albuquerque Police Department

Albuquerque, New Mexico June 22, 2020

# Transparency is no use without accuracy

- **Manually accounted for over 280,000 reports submitted in 2018 & 2019**
- **Found 5,000 missing reports going back to 2009**

# Introduction & Data Disclaimers

**In 2018, the Albuquerque Police Department (APD) began reporting its annual crime statistics using the Federal Bureau Of Investigation's National Incident-Based Reporting System (NIBRS). NIBRS is the most current national framework for reporting crime and replaces the FBI's Uniform Crimes Reports (UCR). This change is important because, compared to UCR, NIBRS provides more comprehensive and detailed information about crimes against person, crimes against property and crimes against society occurring in law enforcement jurisdictions across the county.**

**The data in this report is based on the official data that APD sends to the FBI. But it is important to note that the numbers in this report differ slightly from the numbers published in the FBI reports. This is because APD sends NIBRS data to the FBI on a semiannual basis and this data is based on the reports available at that point in time. The APD's crime data system is dynamic and additional information may be added or refined after the data are sent to the FBI. Although the FBI updates its data bases regularly, it does not update published reports.**

**The data in this report were obtained from APD's Tiburon RMS computer system on May 19, 2020. Crime statistics in future reports will differ somewhat from these statistics because this report is also based on a fixed point in time.**

**Finally, the numbers in this report can't convey the damage that crime causes to its victims and to the community. Nor can the numbers convey the courage and dedication of the men and women of the Albuquerque Police Department who do their best to keep our city safe.**

# How The FBI NIBRS and UCR Reporting Requirements Differ

FBI National Incident-Based Reporting System Group A Crimes (Current Reporting Framework)
Crimes Against Persons
Assault Offenses
Homicide Offenses
Human Trafficking Offenses
Kidnapping/Abduction
Sex Offenses
Crimes Against Property
Arson
Bribery
Burglary/Breaking & Entering
Counterfeiting/Forgery
Destruction/Damage/Vandalism of Property
Embezzlement
Extortion/Blackmail
Fraud Offenses
Larceny/Theft Offenses
Motor Vehicle Theft
Robbery
Stolen Property Offenses
Crimes Against Society
Animal Cruelty
Drug/Narcotic Offenses
Drug/Narcotic Violations
Drug Equipment Violations
Gambling Offenses
Betting/Wagering
Operating/Promoting/Assisting Gambling
Gambling Equipment Violations
Sports Tampering
Pornography/Obscene Material
Prostitution Offenses
Prostitution
Assisting or Promoting Prostitution
Purchasing Prostitution
Weapon Law Violations

FBI Uniform Crime Reports Part 1 Crimes (Old Reporting Framework)
Part 1: Violent Crimes
Murder and nonnegligent manslaughter
Rape
Robbery
Aggravated assault
Part 1: Property Crimes
Burglary
Larceny-theft
Motor vehicle theft
Arson

Please note that many of the NIBRS crime category labels say "offenses."

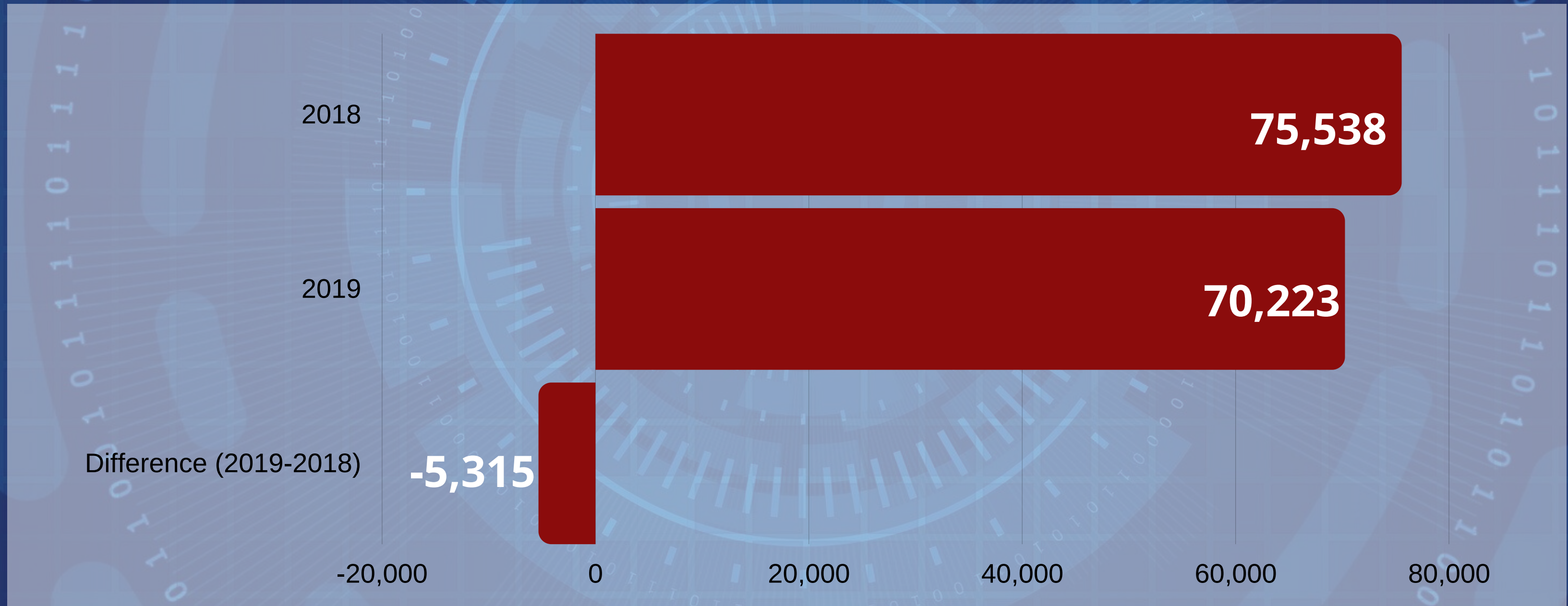
These categories include subcategories which are detailed in the following slides.



Albuquerque Police Department

# 2018 & 2019

# NIBRS Group A Crimes By Year



**% Difference: -7.0%**

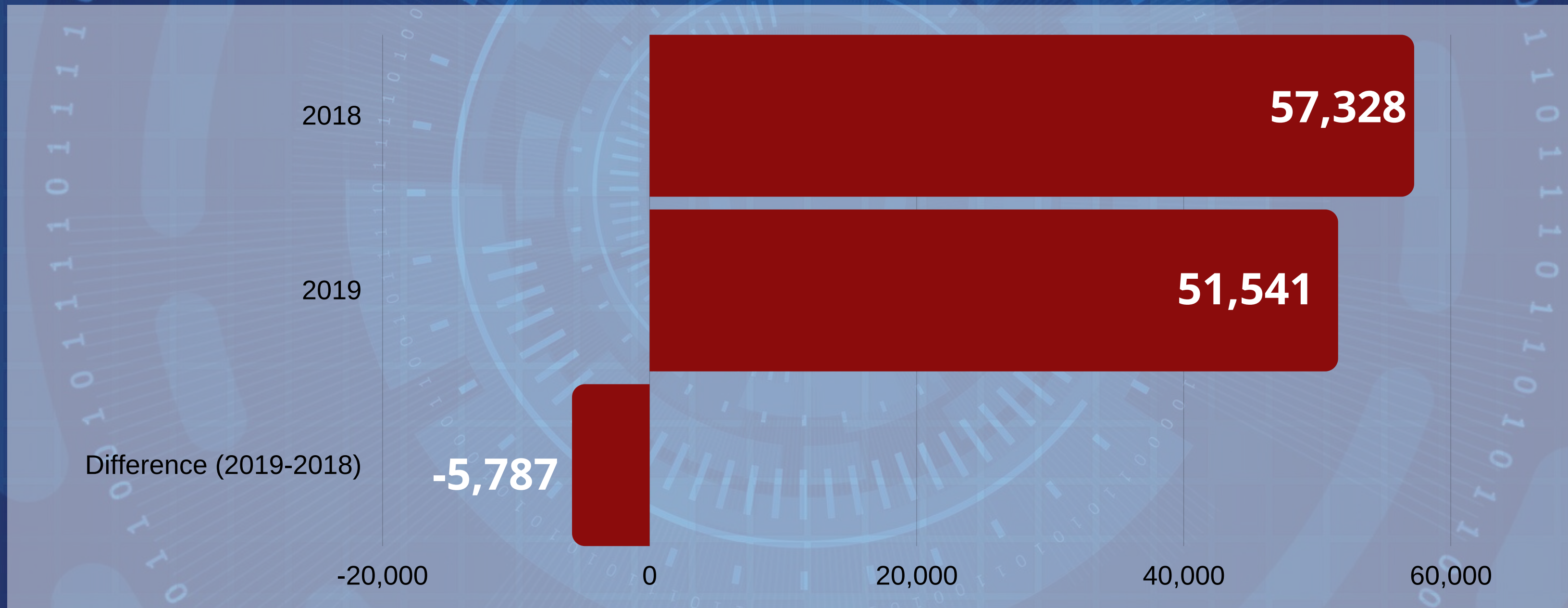


Albuquerque Police Department

# 2018 & 2019

# Crimes Against Property

ONE ALBUQUE RQUE



**% Difference: -10%**

FBI NIBRS Crime Types, Categories & Subcategories	2018 Total	2019 Total
<b>Crimes Against Property</b>	<b>57328</b>	<b>51541</b>
Arson	108	105
Bribery	39	23
Burglary/Breaking & Entering	6472	5843
Counterfeiting, forgery	970	848
Destruction/Damage/Vandalism of Property	11292	10131
Embezzlement	213	213
Extortion/Blackmail	42	65
<b>Fraud Offenses</b>	<b>4816</b>	<b>4429</b>
Credit card, ATM fraud	1397	1312
False pretenses, swindle	3377	2649
Identity Theft	7	437
Impersonation	11	5
Welfare fraud	3	3
Wire fraud	21	23
Hacking/Computer Invasion		
<b>Larceny/Theft Offenses</b>	<b>23581</b>	<b>21793</b>
All other larceny	2682	2210
From coin-operated machine or device	61	54
Pocket-picking	17	22
Purse-snatching	21	14
Shoplifting	5683	6150
Theft from building	2120	2019
Theft from motor vehicle	10635	9141
Theft of motor vehicle parts or accessory	2362	2183
<b>Motor Vehicle Theft</b>	<b>6896</b>	<b>5690</b>
Robbery	1997	1752
Stolen Property Offenses	902	649

# 2018 & 2019 NIBRS Group A Crimes Against Property Summary

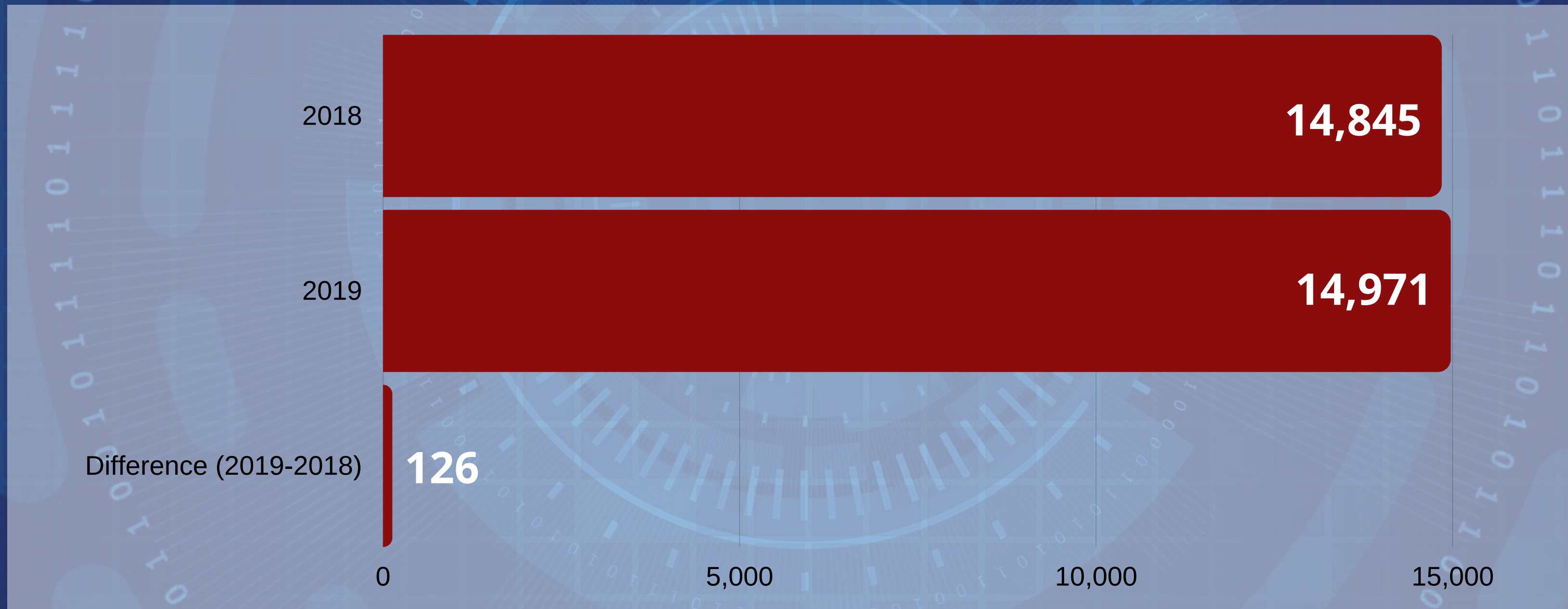


Albuquerque Police Department

# 2018 & 2019

# Crimes Against A Person

ONE ALBUQUE RQUE



**% Difference: 1%**



# 2018 & 2019 NIBRS Group A Crimes Against Person Summary

FBI NIBRS Crime Types, Categories & Subcategories	2018 Total	2019 Total
<b>Crimes Against Person</b>	<b>14845</b>	<b>14971</b>
<b>Aggravated Offenses</b>	<b>13151</b>	<b>13344</b>
<b>Aggravated Assault</b>	<b>5179</b>	<b>5397</b>
<b>Intimidation</b>	<b>373</b>	<b>425</b>
<b>Simple assault</b>	<b>7599</b>	<b>7522</b>
<b>Homicide Offenses</b>	<b>89</b>	<b>93</b>
<b>Justifiable homicide</b>	<b>16</b>	<b>6</b>
<b>Murder, non-negligent</b>	<b>69</b>	<b>80*</b>
<b>Negligent manslaughter</b>	<b>3</b>	<b>8</b>
<b>Human Trafficking Offenses</b>	<b>4</b>	<b>6</b>
<b>Human Trafficking, Commercial Sex Acts</b>	<b>4</b>	<b>3</b>
<b>Human Trafficking, Involuntary Servitude</b>	<b>0</b>	<b>3</b>
<b>Kidnapping/Abduction</b>	<b>575</b>	<b>577</b>
<b>Sex Offenses</b>	<b>1026</b>	<b>951</b>
<b>Forcible fondling</b>	<b>442</b>	<b>382</b>
<b>Forcible rape</b>	<b>335</b>	<b>348</b>
<b>Forcible sodomy</b>	<b>136</b>	<b>130</b>
<b>Incest</b>	<b>1</b>	<b>1</b>
<b>Sexual assault with an object</b>	<b>111</b>	<b>80</b>
<b>Statutory rape</b>	<b>1</b>	<b>10</b>

\* Updated murder figures for 2019 have been provided to the FBI.

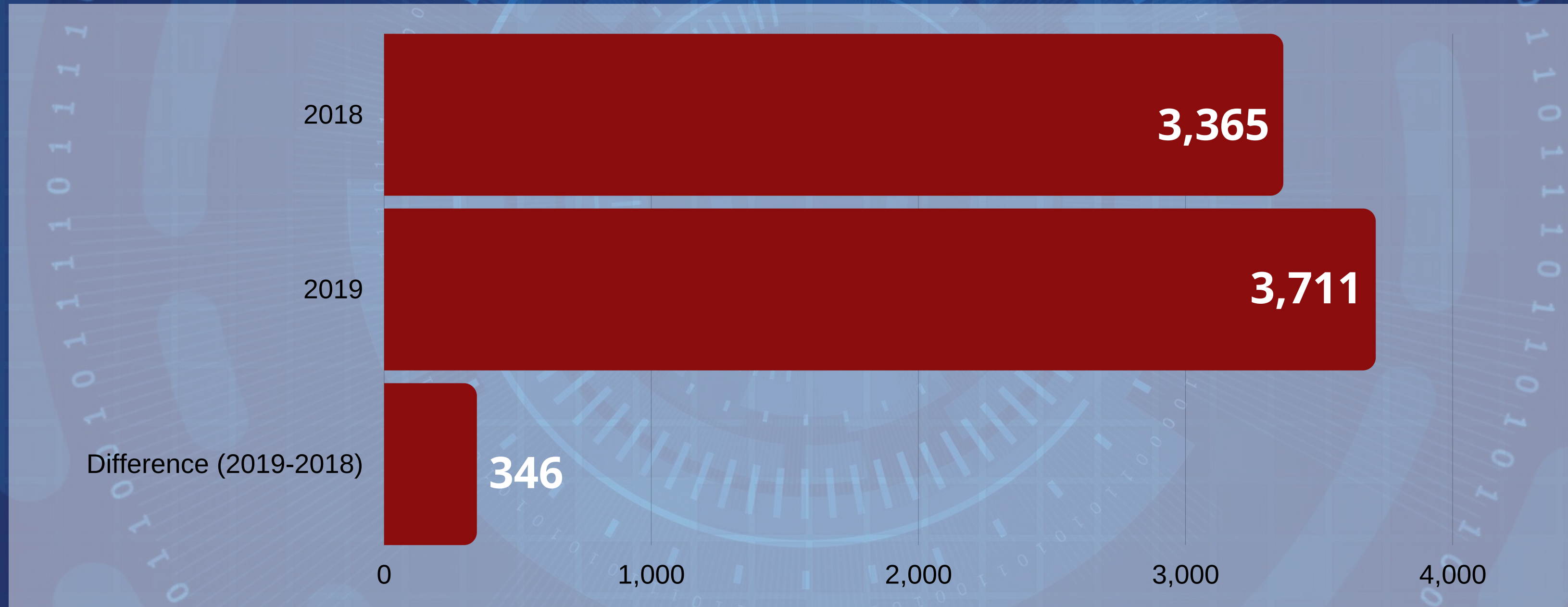


Albuquerque Police Department

# 2018 & 2019

# Crimes Against Society

ONE ALBUQUE RQUE



**% Difference: 9%**

# 2018 & 2019 NIBRS Group A Crimes Against Society Summary

FBI NIBRS Crime Types, Categories & Subcategories	2018 Total	2019 Total
<b>Crimes Against Society</b>	<b>3365</b>	<b>3711</b>
<b>Animal Cruelty</b>	<b>11</b>	<b>32</b>
<b>Drug/Narcotic Offenses</b>	<b>2515</b>	<b>2796</b>
<b>Drug equipment violations</b>	<b>1007</b>	<b>1216</b>
<b>Drug, narcotic violations</b>	<b>1508</b>	<b>1580</b>
<b>Gambling Offenses</b>	<b>0</b>	
<b>Betting/Wagering</b>	<b>0</b>	
<b>Operating/Promoting/Assisting Gambling</b>	<b>0</b>	
<b>Gambling Equipment Violations</b>	<b>0</b>	
<b>Sports Tampering</b>	<b>0</b>	
<b>Pornography/Obscene Material</b>	<b>71</b>	<b>63</b>
<b>Prostitution Offenses</b>	<b>172</b>	<b>111</b>
<b>Assisting or promoting prostitution</b>	<b>42</b>	<b>40</b>
<b>Prostitution</b>	<b>130</b>	<b>70</b>
<b>Purchasing Prostitution</b>	<b>0</b>	<b>1</b>
<b>Weapon Law Violations</b>	<b>596</b>	<b>709</b>