



ONE
ALBUQUE
RQUE

Albuquerque Police Department

Crime Trends

In Albuquerque

Analysis of NIBRS

Group A

Crimes from 2018-2020

Prepared By:

Deputy Chief J.J. Griego

Record Division

Albuquerque Police Department

Albuquerque, New Mexico Sept. 1, 2020

Introduction & Data Disclaimers

In 2018, the Albuquerque Police Department (APD) began reporting its annual crime statistics using the Federal Bureau Of Investigation's National Incident-Based Reporting System (NIBRS). NIBRS is the most current national framework for reporting crime and replaces the FBI's Uniform Crimes Reports (UCR). This change is important because, compared to UCR, NIBRS provides more comprehensive and detailed information about crimes against person, crimes against property and crimes against society occurring in law enforcement jurisdictions across the county.

The data in this report is based on the official data that APD sends to the FBI. But it is important to note that the numbers in this report differ slightly from the numbers published in the FBI reports. This is because APD sends NIBRS data to the FBI on a semiannual basis and this data is based on the reports available at that point in time. The APD's crime data system is dynamic and additional information may be added or refined after the data are sent to the FBI. Although the FBI updates its data bases regularly, it does not update published reports.

The data in this report were obtained from APD's Tiburon RMS computer system on Sept. 1, 2020. Crime statistics in future reports will differ somewhat from these statistics because this report is also based on a fixed point in time.

Finally, the numbers in this report can't convey the damage that crime causes to its victims and to the community. Nor can the numbers convey the courage and dedication of the men and women of the Albuquerque Police Department who do their best to keep our city safe.

How The FBI NIBRS and UCR Reporting Requirements Differ

FBI National Incident-Based Reporting System Group A Crimes (Current Reporting Framework)
Crimes Against Persons
Assault Offenses
Homicide Offenses
Human Trafficking Offenses
Kidnapping/Abduction
Sex Offenses
Crimes Against Property
Arson
Bribery
Burglary/Breaking & Entering
Counterfeiting/Forgery
Destruction/Damage/Vandalism of Property
Embezzlement
Extortion/Blackmail
Fraud Offenses
Larceny/Theft Offenses
Motor Vehicle Theft
Robbery
Stolen Property Offenses
Crimes Against Society
Animal Cruelty
Drug/Narcotic Offenses
Drug/Narcotic Violations
Drug Equipment Violations
Gambling Offenses
Betting/Wagering
Operating/Promoting/Assisting Gambling
Gambling Equipment Violations
Sports Tampering
Pornography/Obscene Material
Prostitution Offenses
Prostitution
Assisting or Promoting Prostitution
Purchasing Prostitution
Weapon Law Violations

FBI Uniform Crime Reports Part 1 Crimes (Old Reporting Framework)
Part 1: Violent Crimes
Murder and nonnegligent manslaughter
Rape
Robbery
Aggravated assault
Part 1: Property Crimes
Burglary
Larceny-theft
Motor vehicle theft
Arson

Please note that many of the NIBRS crime category labels say "offenses."

These categories include subcategories which are detailed in the following slides.

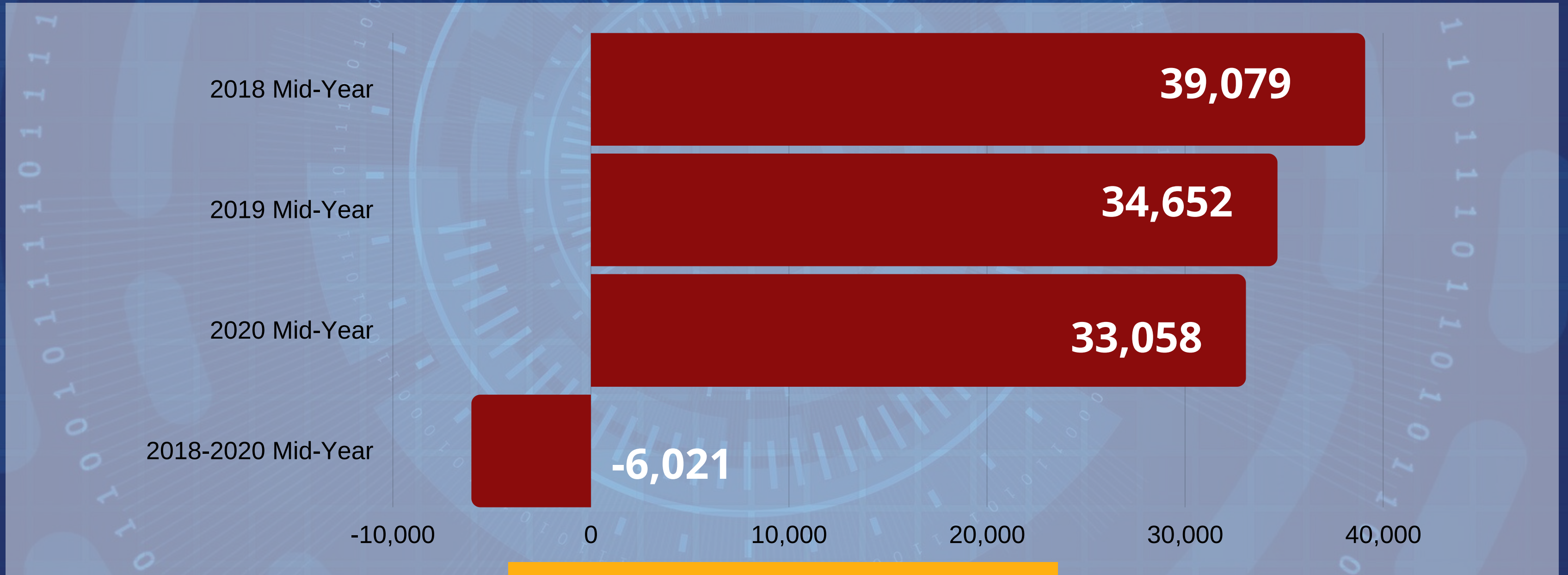


Albuquerque Police Department

2018-2020

NIBRS Group A Crimes By Year

ONE
ALBUQUE
RQUE



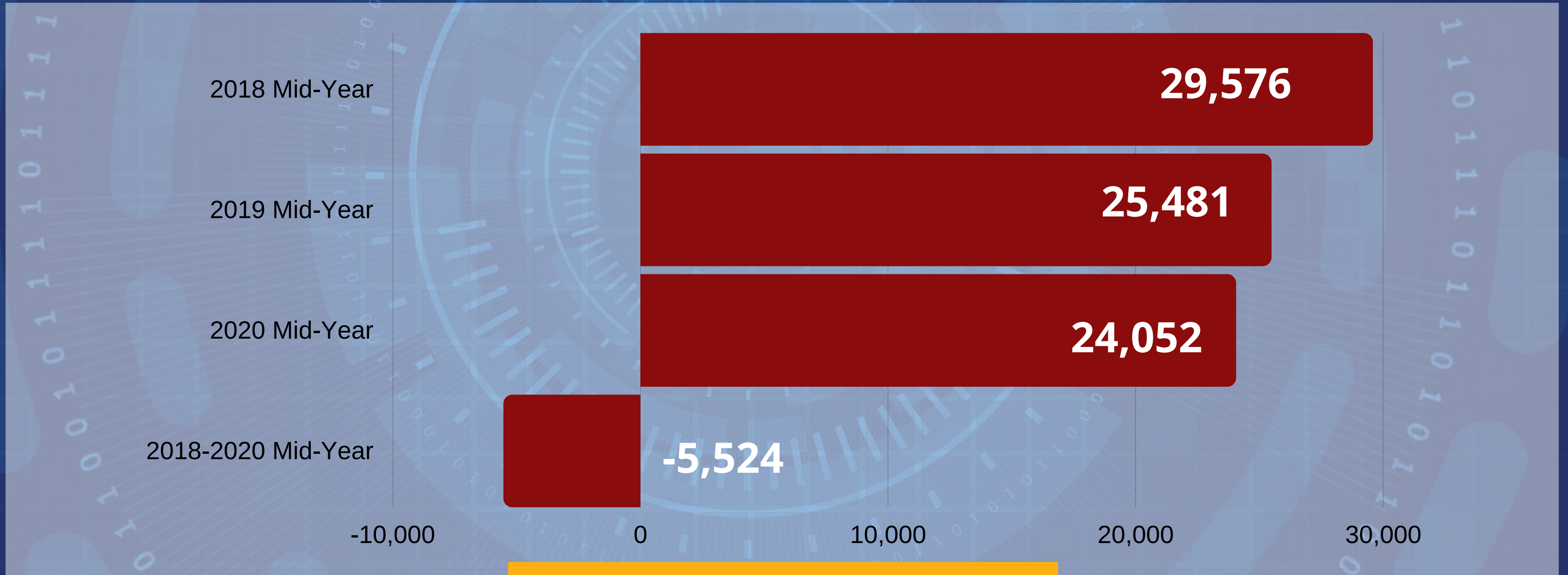
Difference -15%



Albuquerque Police Department

2018-2020

NIBRS Group A Crimes By Property



Difference -19%

FBI NIBRS Crime Types, Categories & Subcategories	2018 Mid-Year	2019 Mid-Year	2020 Mid-Year
Crimes Against Property	29,576	25,481	24,052
Arson	57	46	78
Bribery	20	13	18
Burglary/Breaking & Entering	3321	2868	2,658
Counterfeiting, forgery	499	530	278
Destruction/Damage/Vandalism of Property	5671	4869	5,189
Embezzlement	109	94	107
Extortion/Blackmail	21	27	27
Fraud Offenses	2457	2432	1,854
Credit card, ATM fraud	720	738	498
False pretenses, swindle	1688	1539	953
Identity Theft	27	144	372
Impersonation	7	3	6
Welfare Fraud	2	1	
Wire Fraud	13	7	22
Hacking/Computer Invasion			3
Larceny/Theft Offenses	12072	10559	10,271
All other larceny	19	29	1,100
From coin-operated machine or device	7	10	22
Pocket-picking	14	9	9
Purse-snatching	3156	2596	7
Shoplifting	1105	1044	3,156
Theft from building	5261	4630	722
Theft from motor vehicle	1233	1169	4,183
Theft of motor vehicle parts or accessory	3783	2907	1,072
Motor Vehicle Theft	1053	777	2,615
Robbery	513	359	682
Stolen Property Offenses	0	0	275

2018-2020
NIBRS Group A
Crimes
Against
Property
Summary

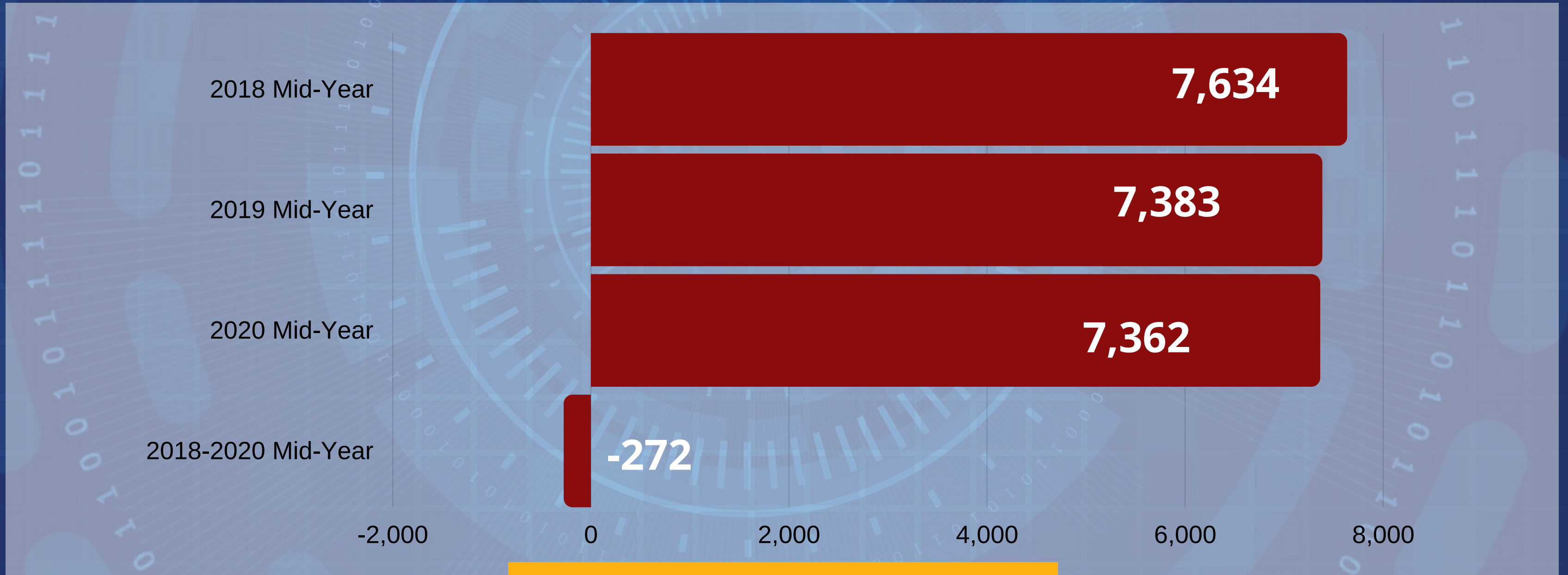


Albuquerque Police Department

2018-2020

NIBRS Group A Crimes By Person

ONE
ALBUQUE
RQUE



Difference -4%

FBI NIBRS Crime Types, Categories & Subcategories	2018 Mid-Year	2019 Mid-Year	2020 Mid-Year
Crimes Against Person	7634	7383	7362
Aggravated Offenses	6721	6555	6666
Aggravated Assault	2625	2506	2678
Intimidation	194	220	186
Simple assault	3902	3829	3802
Homicide Offenses	50	48	39
Justifiable homicide	7	3	3
Murder, non-negligent	41	37	33
Negligent manslaughter	2	8	3
Human Trafficking Offenses	4	4	2
Human Trafficking, Commercial Sex Acts	4	2	1
Human Trafficking, Involuntary Servitude	0	2	1
Kidnapping/Abduction	299	291	269
Sex Offenses	560	485	386
Forcible fondling	250	197	151
Forcible rape	172	166	160
Forcible sodomy	70	75	44
Incest	0	0	0
Sexual assault with an object	67	40	30
Statutory rape	1	7	1

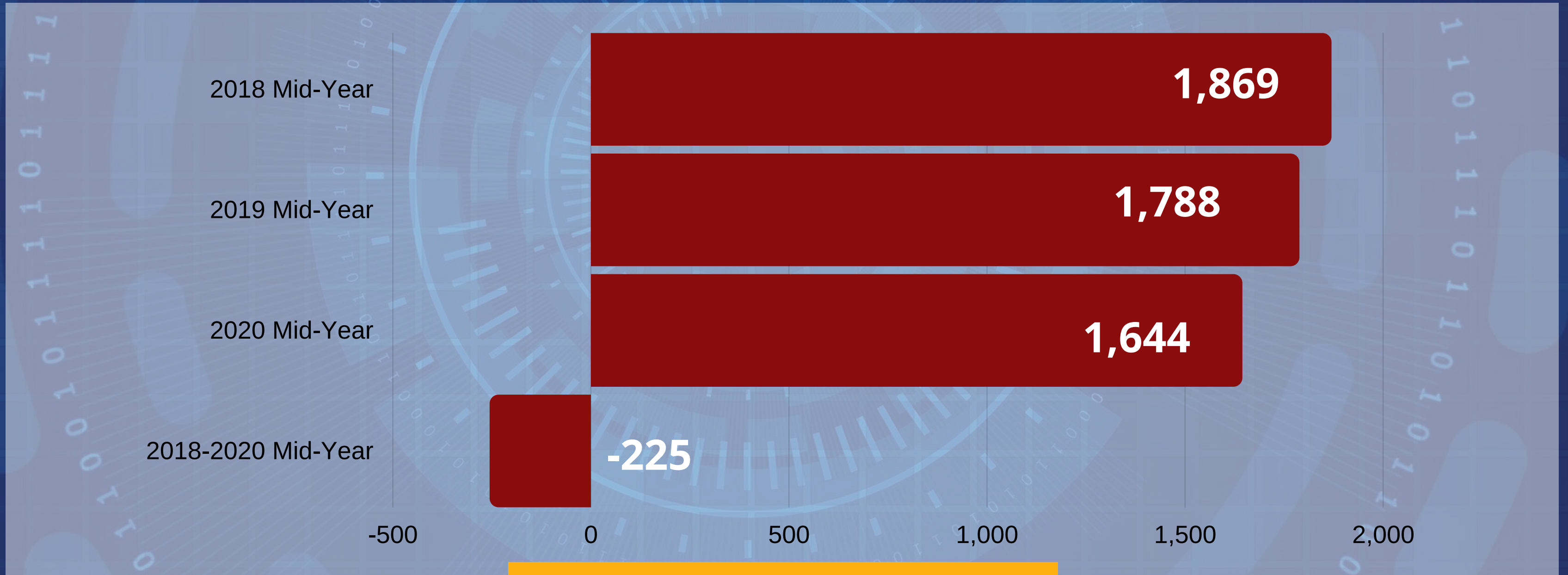
2018-2020 NIBRS Group A Crimes Against Person Summary



Albuquerque Police Department

2018-2020

NIBRS Group A Crimes By Society



Difference -12%

2018-2020 NIBRS Group A Crimes Against **Society** Summary

FBI NIBRS Crime Types, Categories & Subcategories	2018 Mid- Year	2019 Mid- Year	2020 Mid- Year
Society	1869	1788	1644
Animal Cruelty	2	20	14
Drug/Narcotic Offenses	1427	1363	1165
Drug equipment violations	591	589	475
Drug, narcotic violations	836	774	690
Gambling Offenses	0	0	1
Betting/Wagering	0	0	1
Operating/Promoting/Assisting Gambling	0	0	0
Gambling Equipment Violations	0	0	0
Sports Tampering	0	0	0
Pronography/Obscene Material	39	35	48
Prostitution Offenses	102	51	22
Assisting or promoting prostitution	30	8	14
Prostitution	72	42	8
Purchasing Prostitution	0	1	0
Weapon Law Violations	299	319	394