

Albuquerque Police Department Monthly Use of Force Report August 2025



Prepared by:

**Data Analytics Unit
September 5, 2025**

Note: This report presents preliminary information from departmental data. All figures in this report are subject to change as additional information becomes available.



Total Use of Force Events - August 2025

This report provides a monthly overview of use of force events involving Albuquerque Police Department (APD) personnel. APD is committed to using force to achieve lawful objectives in instances where use of force is objectively reasonable, necessary, minimal, and proportional given the totality of circumstances (see SOP 2-52: Use of Force – General). When force is not consistent with these standards of conduct (SOP 2-52: Use of Force-General), APD takes corrective actions which may include discipline.

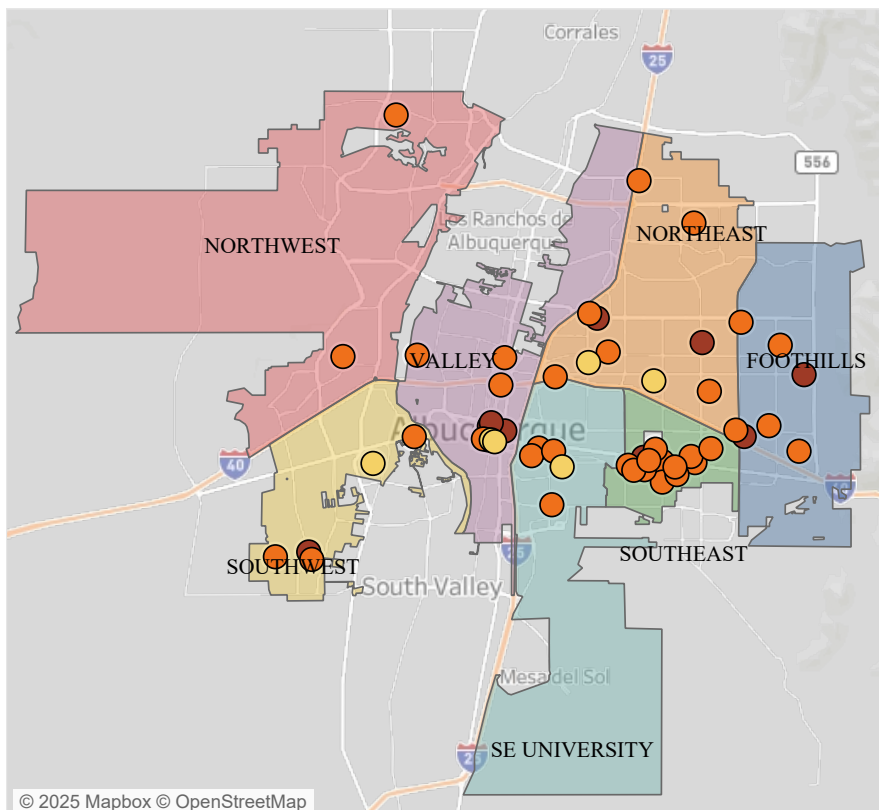
APD's jurisdiction includes the City of Albuquerque which is divided into six Area Commands. In the map below, Southeast Area Command is split into "SE University" and "Southeast". University Area Command is combined with Southeast Area Command in this report until updates to department databases are complete.

Force is categorized into three levels based on APD policy. For more information on APD's Standard Operating Procedures, see: <https://public.powerdms.com/COA>

Total Use of Force Cases by Area Command and Level of Force


	Force Level			Grand Total
	Level 1	Level 2	Level 3	
Foothills	0	4	2	6
Northeast	2	7	2	11
Northwest	0	2	0	2
Southeast	1	17	1	19
Southwest	1	3	1	5
Valley	2	5	3	10
Out of Area	0	1	0	1
Grand Total	6	39	9	54

Locations of Use of Force Cases



Force Level
Level 1
Level 2
Level 3

Note: Most force investigations in this report are open investigations since it reflects the previous month of data. As such, figures in this report are preliminary and subject to change as use of force investigations progress.



Use of Force Totals by Month - Past 12 Months

APD tracks use of force data over time to examine trends in use of force. For annual trends, see APD's Annual Use of Force Reports. This page reports monthly totals of all use of force for APD.

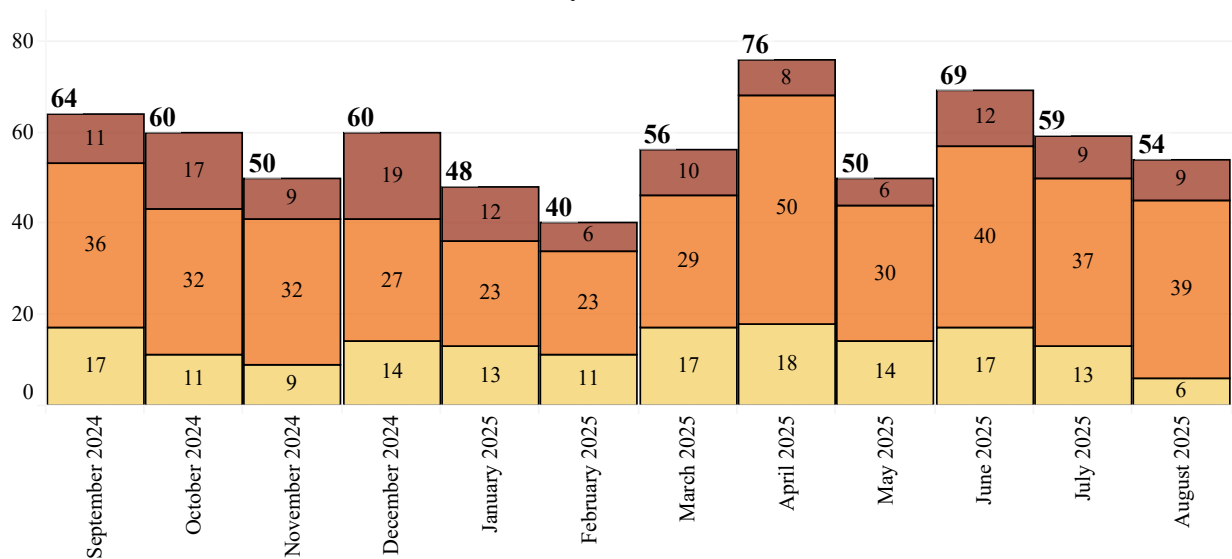
Force Level

Level 3

Level 2

Level 1

Total Uses of Force by Month and Level of Force



Total Uses of Force by Month and Area Command

		September 2024	October 2024	November 2024	December 2024	January 2025	February 2025	March 2025	April 2025	May 2025	June 2025	July 2025	August 2025	Grand Total
Foothills	Level 1	4	0	0	0	3	1	4	2	3	0	4	0	21
	Level 2	1	1	3	1	0	5	4	3	2	6	5	4	35
	Level 3	0	1	2	3	1	2	1	1	0	1	0	2	14
Northeast	Level 1	0	0	0	4	4	3	2	2	3	1	1	2	22
	Level 2	8	4	6	2	4	6	8	10	6	4	11	7	76
	Level 3	3	4	1	7	1	3	1	2	0	2	1	2	27
Northwest	Level 1	1	0	2	2	0	0	1	1	0	2	0	0	9
	Level 2	1	6	2	3	0	4	3	1	2	0	1	2	25
	Level 3	1	0	0	1	0	0	1	1	0	1	1	0	6
Southeast	Level 1	1	1	3	3	1	2	7	6	4	8	5	1	42
	Level 2	16	10	8	11	12	3	7	20	8	20	12	17	144
	Level 3	2	10	0	4	3	0	3	2	3	3	2	1	33
Southwest	Level 1	2	2	2	1	1	2	0	1	2	2	2	1	18
	Level 2	2	3	6	4	3	2	3	5	4	4	5	3	44
	Level 3	2	0	2	3	1	1	2	0	0	1	4	1	17
Valley	Level 1	9	7	2	4	4	2	2	6	2	4	1	2	45
	Level 2	7	7	7	6	4	3	4	9	7	6	3	5	68
	Level 3	3	2	4	1	5	0	2	2	3	4	1	3	30
Out of Area	Level 1	0	1	0	0	0	1	1	0	0	0	0	0	3
	Level 2	1	1	0	0	0	0	0	2	1	0	0	1	6
	Level 3	0	0	0	0	1	0	0	0	0	0	0	0	1
Grand Total		64	60	50	60	48	40	56	76	50	69	59	54	686



Use of Force Benchmarked Against Calls For Service and Arrests - August 2025

Officers are required to only use force when necessary to achieve a lawful objective. When officers have more contacts with individuals, it is likely that there will be more uses of force. To control for factors that may contribute to higher or lower uses of force in a given month, this page shows the number of uses of force relative to the number of calls for service and the number of arrests made. For a detailed discussion of the method used on this page, see APD's 2023 Annual Use of Force Report. **Total force counts on this page may be higher than the previous page if a case involves more than one use of force in different Area Commands.**

Calls for Service

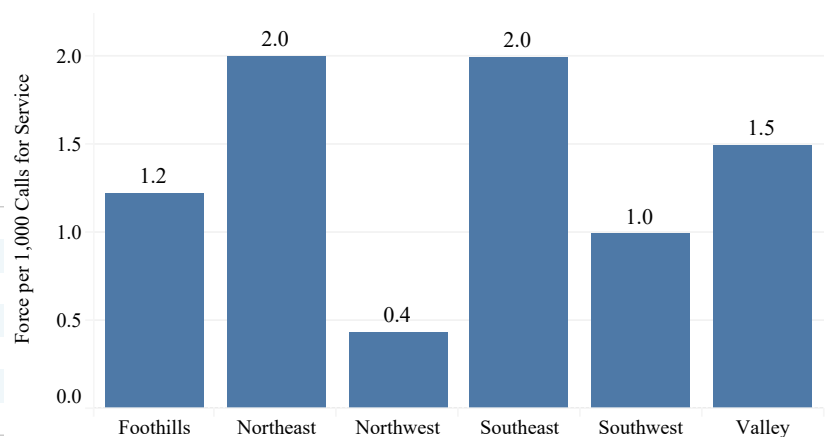
Total Calls for Service for Area Commands

Excludes calls for service where contact with an individual was unlikely, see Annual Use of Force report for full methodology.

CAD Calls by Area Command, August 2025

Area Command	Total Force Cases	Total CAD Calls	Force per 1,000 Calls
Foothills	6	4,887	1.2
Northeast	11	5,501	2.0
Northwest	2	4,648	0.4
Southeast	19	9,536	2.0
Southwest	5	5,030	1.0
Valley	10	6,705	1.5
Out of Area	1		

Force Rate per 1,000 Calls For Service



Arrests

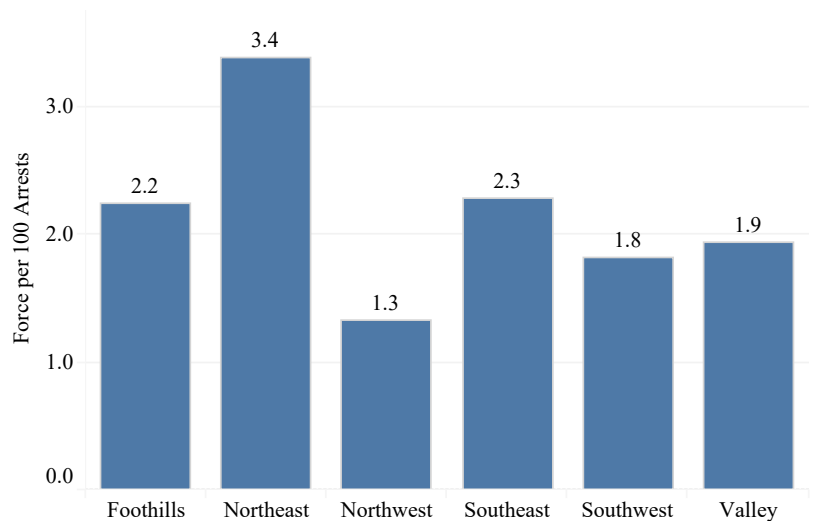
Total Arrests for Area Commands

Arrests include custodial arrests and summonses.

Force per Arrest by Area Command, August 2025

Area Command	Total Force Cases	Total Arrests	Force Per 100 Arrests
Foothills	6	267	2.2
Northeast	11	325	3.4
Northwest	2	151	1.3
Southeast	19	834	2.3
Southwest	5	276	1.8
Valley	10	518	1.9
Unknown	0	58	0.0
Out of Area	1	38	2.6

Force Rate per 100 Arrests

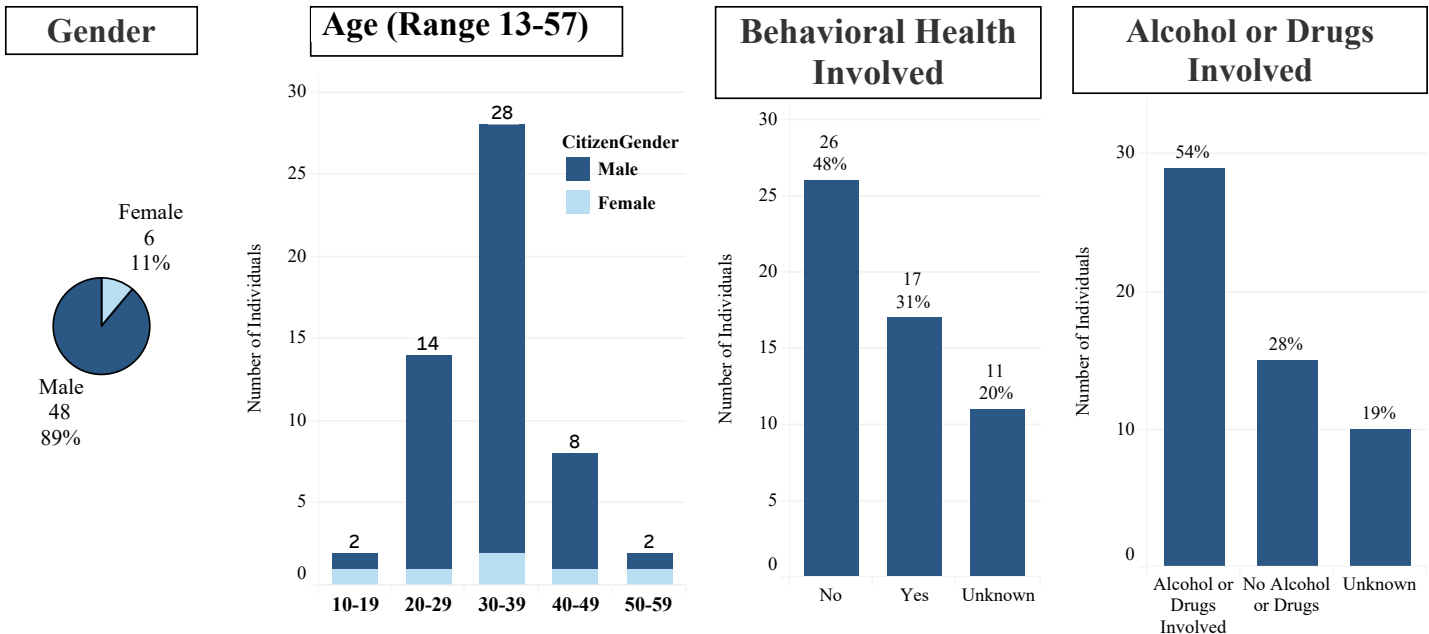




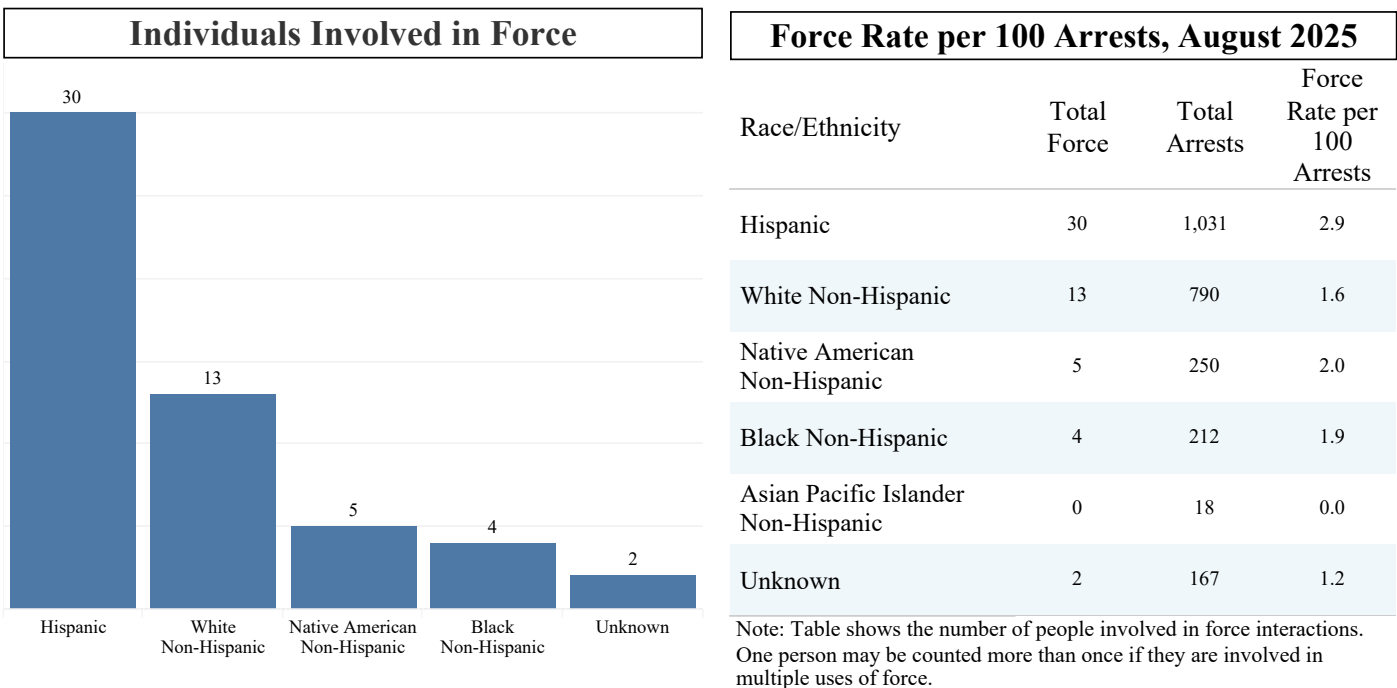
Demographics of Individuals Involved in Force - August 2025

APD records information about individuals involved in use of force incidents. Citizen information is based on what the individual reported or, if not reported by the individual, on the investigators observations on scene and through review of body-worn camera video. Information may change as investigations progress.

Note: Totals on different characteristics may differ due to missing values being excluded.



Race and Ethnicity





Final Call Types and Types of Force Used - August 2025



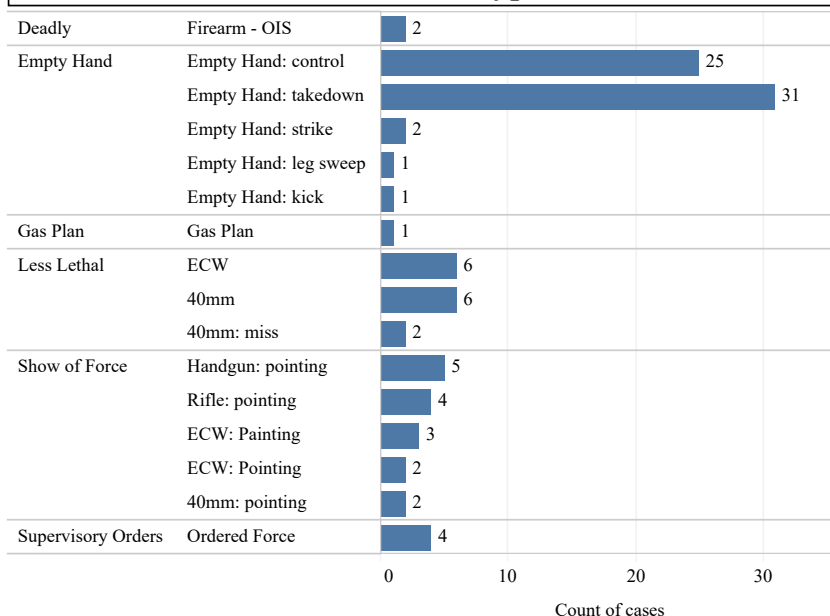
Officers are dispatched to calls for service and the original and final type of call for service are tracked. The table on the right shows the final call types for all calls involving force during the month.

Below, the total number of cases is shown that included the type of force. In any single force case, multiple officers are usually involved and multiple types of force can be used. The bars on the graph will sum to a number greater than the total force cases due to multiple types of force being used in one case and the case being represented in multiple bars.

Final Call Types Associated with Force Events

Aggravated Assault/Battery	2
Armed Robbery Individual	1
Behavioral Health	2
Child Neglect	1
Disturbance	13
Drunk Driver	2
DV Escort/Violation	1
Family Dispute	6
Prisoner Pick Up/In Custody	1
Sex Offense	1
Suspicious Person(s)/Vehicle(s)	18
SWAT	2
Traffic Accident Injuries	1
Unknown	1
Wanted Person	1
Welfare Check	1
Grand Total	54

Total Force Cases Where Each Type of Force Was Used





Completed Force Investigations - August 2025

APD has two processes for force investigations based on the level of force. Level 1 force is investigated by the Level 1 force investigation unit. The Level 1 unit is required to complete investigations within 24 days (if all extensions are requested and approved).

Level 2 and Level 3 force are investigated by the Internal Affairs Force Division (IAFD). IAFD also investigates any Level 1 force where a Lieutenant or above was involved or Level 1 force if another person at the same event had a higher level of force used. These investigations must be completed within 90-days. All force investigations are investigated to determine whether the actions of the officer(s) involved were consistent with department policy. **IAFD had three Level 2 and two Level 3 investigations with approved 120-day extensions that were completed in more than 90-days.**

Level 1 Unit		IAFD (Level 2 and Level 3)	
Total Completed Investigations		Total Completed Investigations	
8		32	
Average Days to Completion		Average Days to Completion	
13.3		79.9	
Minimum Days to Completion	Maximum Days to Completion	Minimum Days to Completion	Maximum Days to Completion
10	17	18	108

All Force Cases

APD strives to only use force that is objectively reasonable, necessary to achieve lawful objectives, and proportional to the resistance from the individual involved, and minimal based on the totality of the circumstances. APD uses a preponderance of evidence standard to determine whether the force met policy requirements. After investigation, force is deemed in policy when every force technique is used correctly and was found to be reasonable, necessary, proportional, and minimal as defined in SOP 2-52: Use of Force - General. If any officer's force techniques used were determined to be out of policy, the entire force case or interaction is considered to be out of policy.

Dispositions of Force Investigations Completed in August 2025

	Total Force Cases
In Policy	38
Out of Policy	2
Grand Total	40

Out of Policy Force Cases by Area Command

Valley	2
Grand Total	2

Policy Outcomes Prior 12 Months

