

MURAL LOVE

This document describes how to:

1. Access the Café Application for the MuraLove Call
2. Upload Your Resume, Letter of Intent, & Annotated Image Key
3. Select Images for Your Café Application
4. How to Upload Images to Your Café Portfolio
5. Submit Your Application

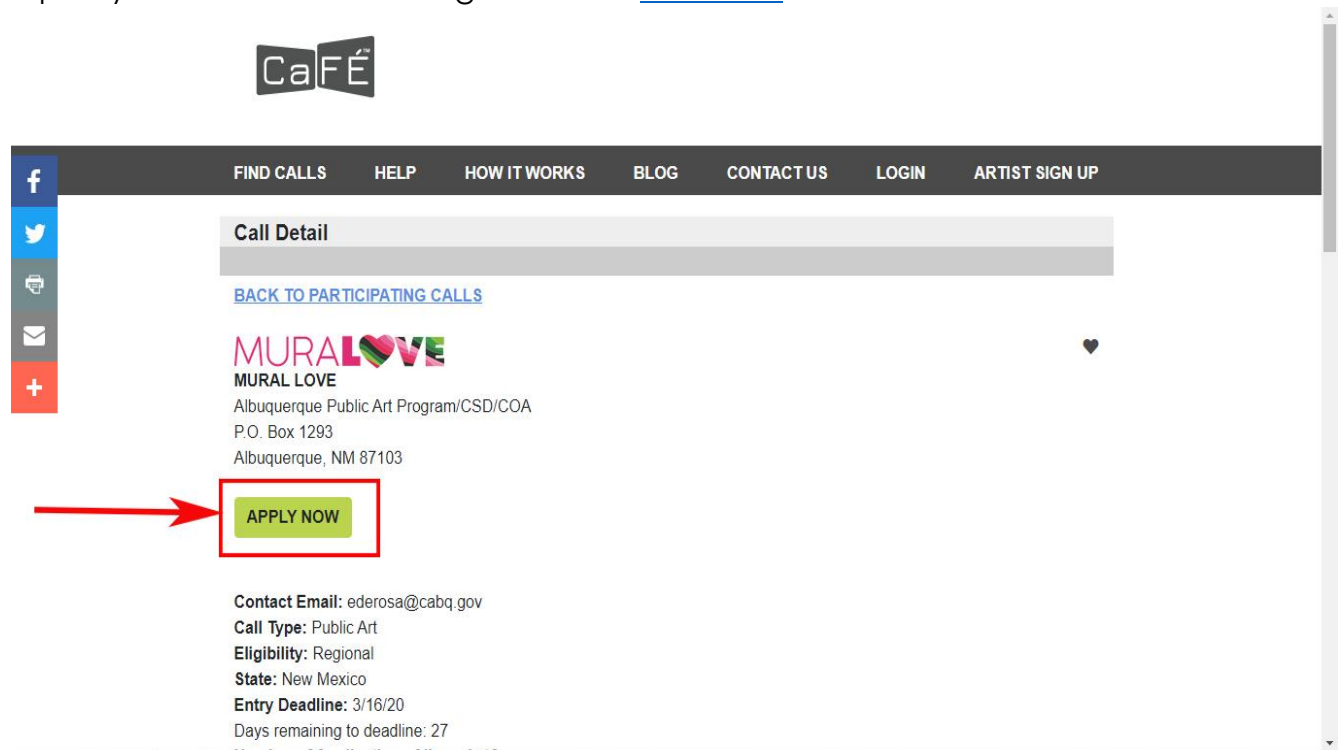
All applicants must complete **BOTH** parts of the process:

1. [The MurosABQ.com application](#) (create an account and upload images and artist bio)
- AND**
2. [The Café application](#) (resume, letter of intent, annotated image key, and images)

If you have questions about this, please contact ederosa@cabq.gov

1. Access the Café Application for the MuraLove Call

- Open your browser and navigate to the [Café call](#) link. It will look like this:



The screenshot shows the Café application interface. At the top, there is a navigation bar with links: FIND CALLS, HELP, HOW IT WORKS, BLOG, CONTACT US, LOGIN, and ARTIST SIGN UP. Below the navigation bar, there is a sidebar with social media icons (Facebook, Twitter, Print, Email, and a plus sign). The main content area is titled "Call Detail" and includes a link "BACK TO PARTICIPATING CALLS". The "MURAL LOVE" logo is prominently displayed, followed by the text "MURAL LOVE", "Albuquerque Public Art Program/CSD/COA", "P.O. Box 1293", and "Albuquerque, NM 87103". A red arrow points to a green "APPLY NOW" button. Below the button, there is a list of details: "Contact Email: ederosa@cabq.gov", "Call Type: Public Art", "Eligibility: Regional", "State: New Mexico", "Entry Deadline: 3/16/20", and "Days remaining to deadline: 27".

- Click on 'Apply Now'
- Answer prerequisite questions to advance to the full application



Welcome back,

[LOG OUT](#)

[MY CAFÉ ENTRIES](#) [MY PROFILE](#) [MY PORTFOLIO](#) [APPLY TO CALLS](#) [CHECKOUT](#) [CAFÉ HELP](#) [LOG OUT](#)

Agreement

MURAL LOVE

Please review the rules and terms to apply.

Artist living or working in the state of New Mexico
Must be 18 yrs of age to apply

By clicking "Agree": I acknowledge that I have read and accept the above terms.

[Agree](#)

[Decline](#)

[Print](#)

Copyright 2020 Western States Art Federation.
All rights reserved. Powered by WESTAF

[Terms of Service](#) | [Privacy Policy](#)

2. Select the Mural Location You Are Applying For

- From the dropdown menu, choose the location you want to complete an application for.
- You may apply for multiple locations and murals. You will need to submit a separate application for each one.

Contact Email: ederosa@cabq.gov

Entry Deadline: 3/16/2020

Fields in bold are required.

FORM QUESTIONS

Select a Category

- MuraLOVE Location 1 – Alamosa/Ted M. Gallegos Community Center
- MuraLOVE Location 1 – Alamosa/Ted M. Gallegos Community Center**
- MuraLOVE Location 10 – Taylor Ranch Community Center
- MuraLOVE Location 2 – Albuquerque Civic Plaza
- MuraLOVE Location 3 – Bel Aire Park
- MuraLove Location 4 - Duke City BMX
- MuraLOVE Location 5 – Herman Sanchez Community Center
- MuraLOVE Location 6 – John Marshall Service Center
- MuraLOVE Location 7 – Plaza Del Sol
- MuraLOVE Location 8 – South Broadway Cultural Center
- MuraLOVE Location 9 – Sunport Pool

[Save](#)

3. Upload Your Resume, Letter of Interest, & Annotated Image Key

- On the next page, upload your documents as shown below



Welcome back,
LOG OUT

[MY CAFÉ ENTRIES](#) [MY PROFILE](#) [MY PORTFOLIO](#) [APPLY TO CALLS](#) [CHECKOUT](#) [CAFÉ HELP](#) [LOG OUT](#)

MURAL LOVE

Contact Email: ederosa@cabq.gov
Entry Deadline: 3/16/2020

Fields in bold are required.

FORM QUESTIONS

Select a Category

MuraLOVE Location 1 – Alamosa/Ted M. Gallegos Community Center

Plases submit your resume



Choose File

Upload your resume or CV

Submit your Letter of Interest



Choose File

Upload your Letter of Interest

Submit your Annotated image key here

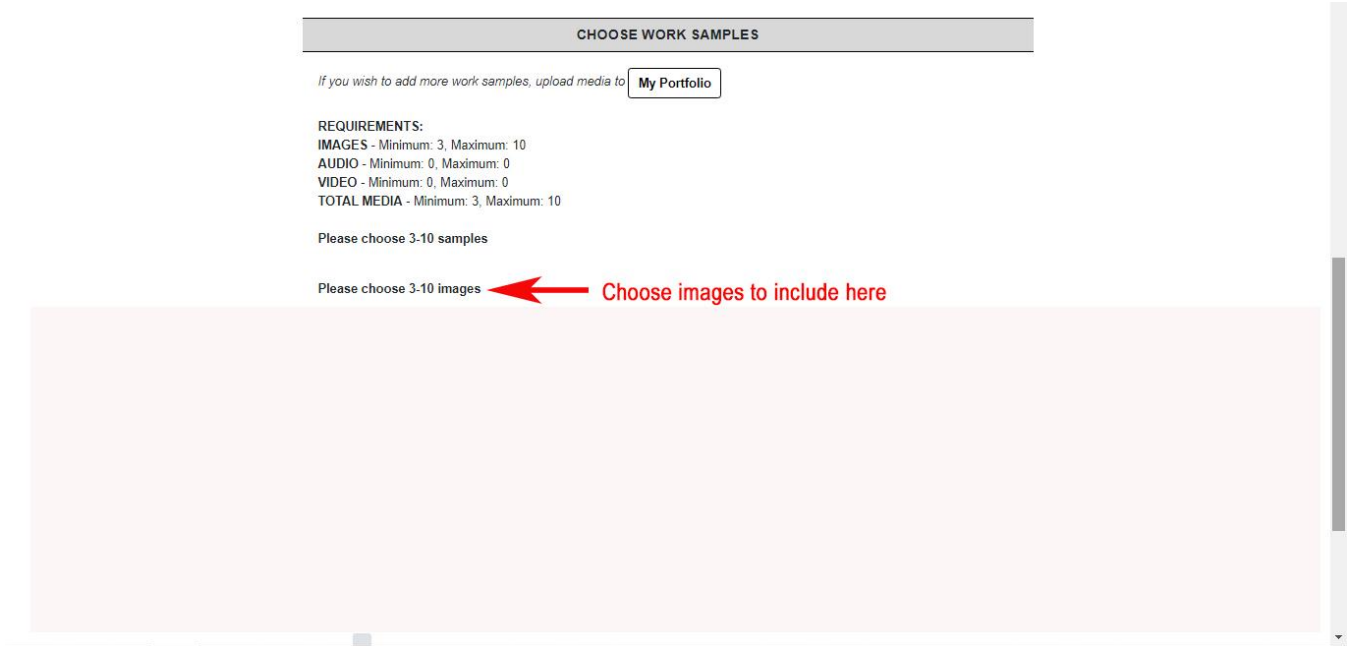


Choose File

Upload a document with information about the images you're submitting

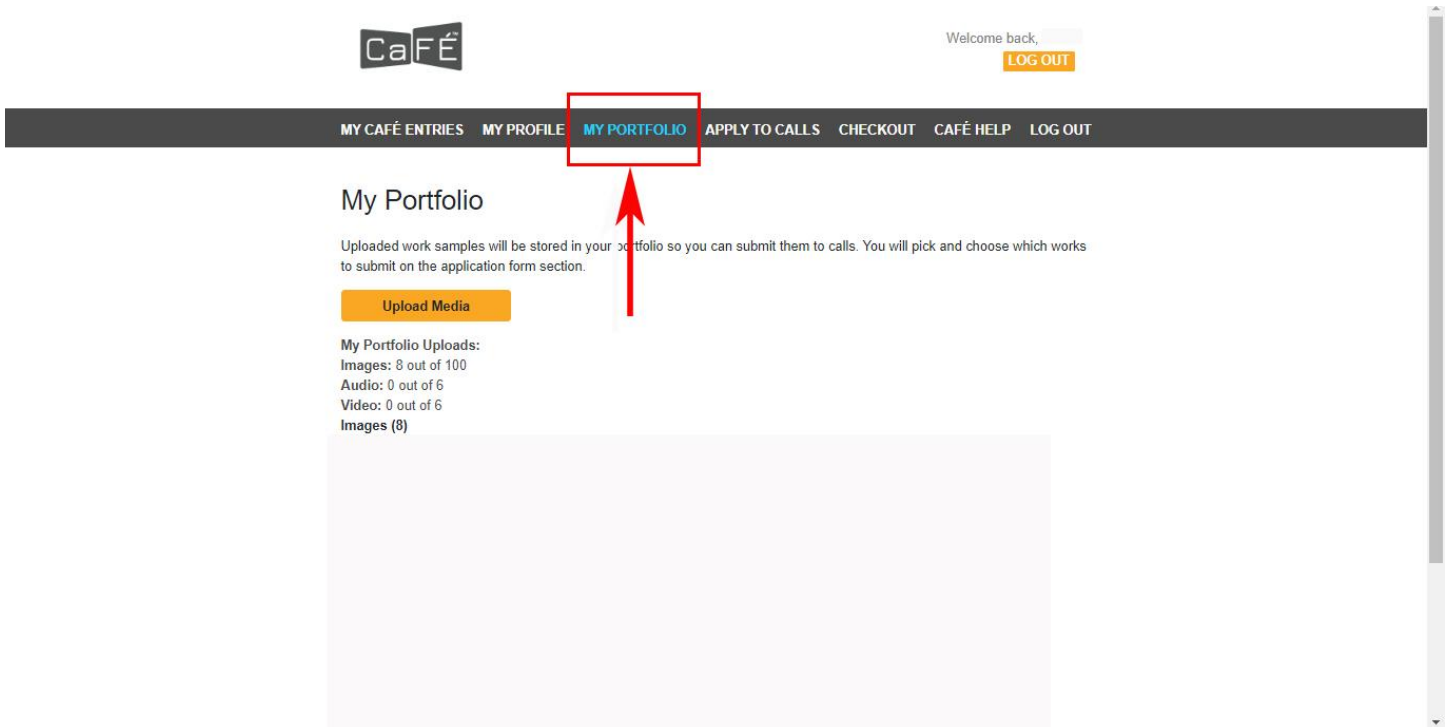
3. Upload Images of Your Work

- Select images to include with your application



4. How To Upload Images to Your Portfolio

- Navigate to the 'My Portfolio' link at the top of your Café account.
- Here, you can upload additional images that you can then select to include with your application



5. Submit Your Application

- Once you've uploaded your documents and attached your images, click the 'Save Application' at the bottom right-hand of your screen.
- Follow the prompts to submit your application.

***** PLEASE NOTE *****

All applicants must complete **BOTH** parts of the process:

1. [The MurosABQ.com application](#) (create an account and upload images and artist bio)
- AND**
2. [The Café application](#) (resume, letter of intent, annotated image key, and images)

If you have questions about this or the application process, please contact ederosa@cabq.gov



STUDIO HILL DESIGN

MuraLove is an opportunity sponsored by the [City of Albuquerque's Public Art Program](#). [Studio Hill Design](#) designed and built the MurosABQ.com website and MuraLove logo.