

ALBUQUERQUE COMMUNITY SAFETY



MONTHLY INFORMATIONAL REPORT

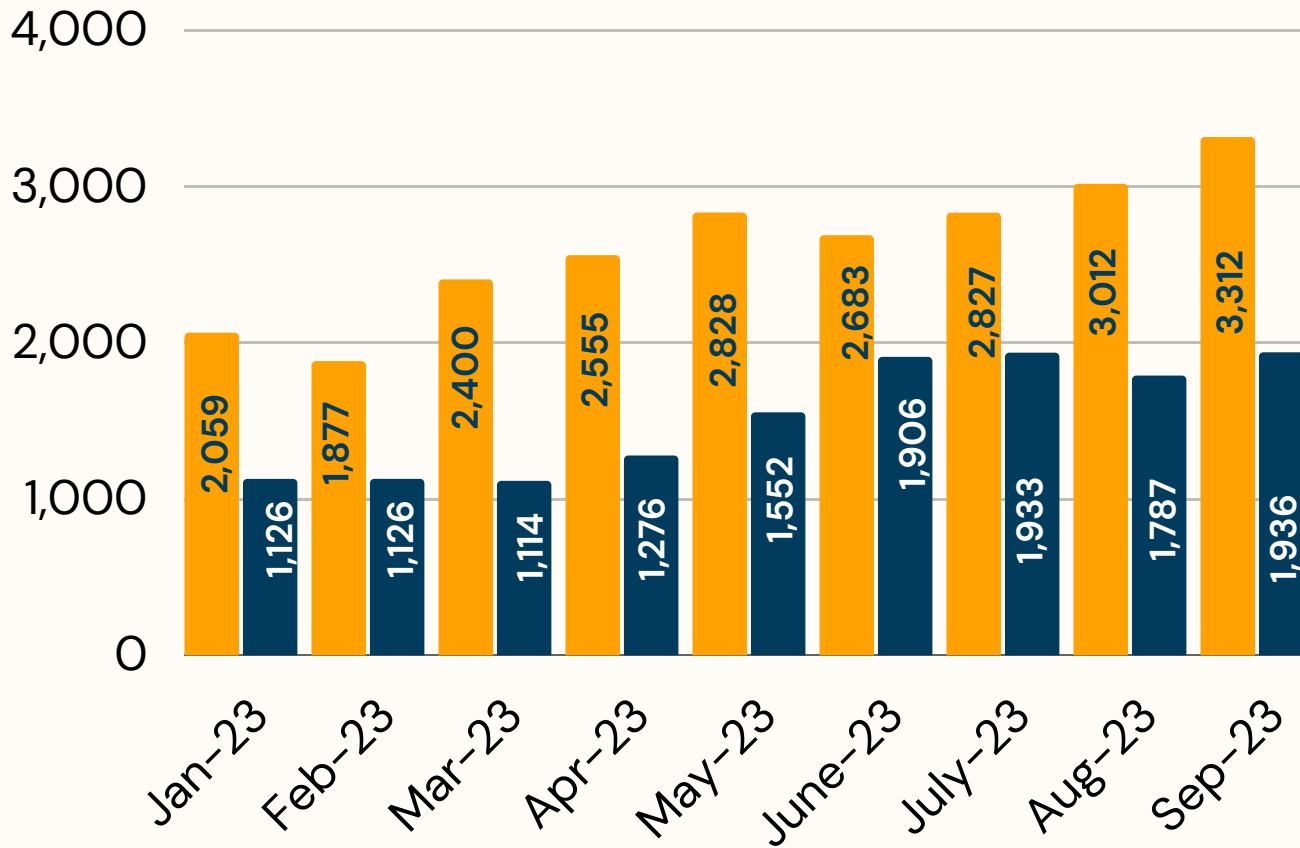
SEPTEMBER 2023

ACS IMPACT REPORT

TOTAL ACS IMPACT SINCE JANUARY 2023

TOTAL ACS IMPACT SINCE INCEPTION

■ Total CFS ■ Calls diverted from APD



The above graph showcases all ACS calls for service since January 1, 2023

46,498


CUMULATIVE CALLS FOR SERVICE SINCE SEPTEMBER 2021

28,830

CUMULATIVE CALLS DIVERTED FROM APD SINCE SEPTEMBER 2021

73%

OF CUMULATIVE CALLS DIVERTED FROM APD TO ACS SINCE JANUARY 2023



ALBUQUERQUE COMMUNITY SAFETY

ONE ALBUQUERQUE

MONTHLY INFORMATIONAL REPORT

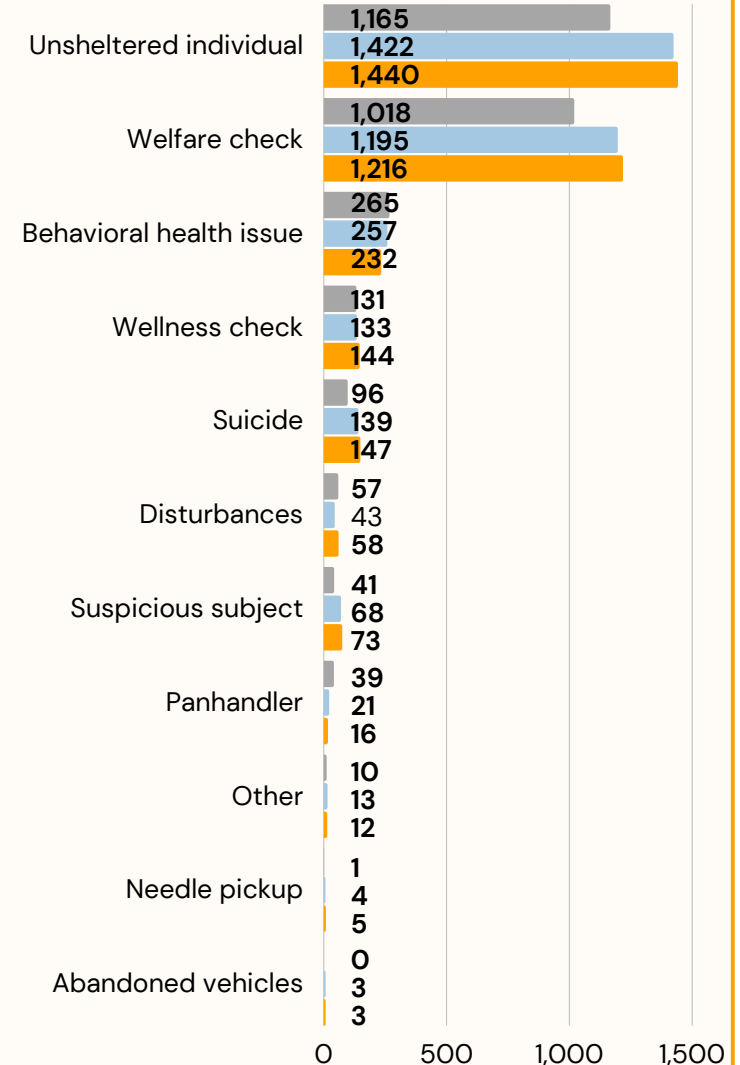
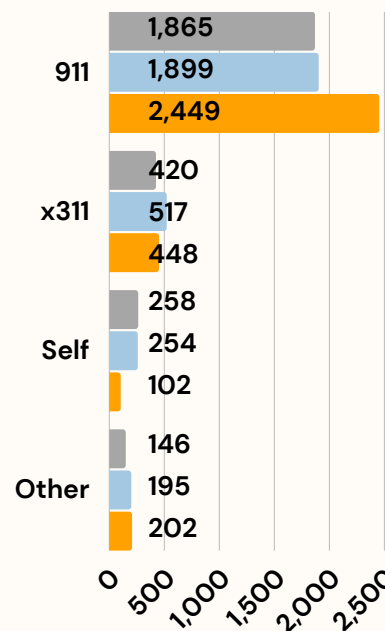
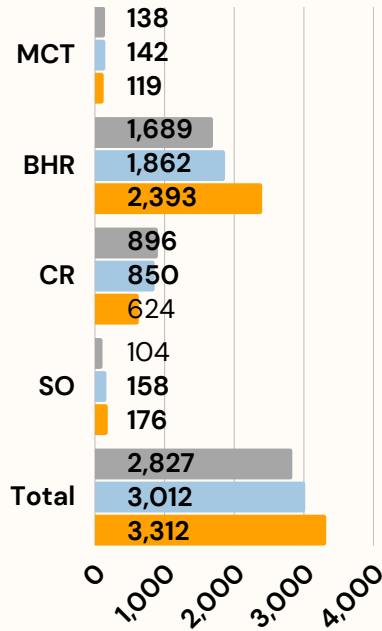
SEPTEMBER 2023

CFS BY PROGRAM

CFS BY REFERRAL SOURCE*

CFS BY CALL TYPE*

JULY
AUGUST
SEPTEMBER



FISCAL YEAR TO DATE CALLS FOR SERVICE

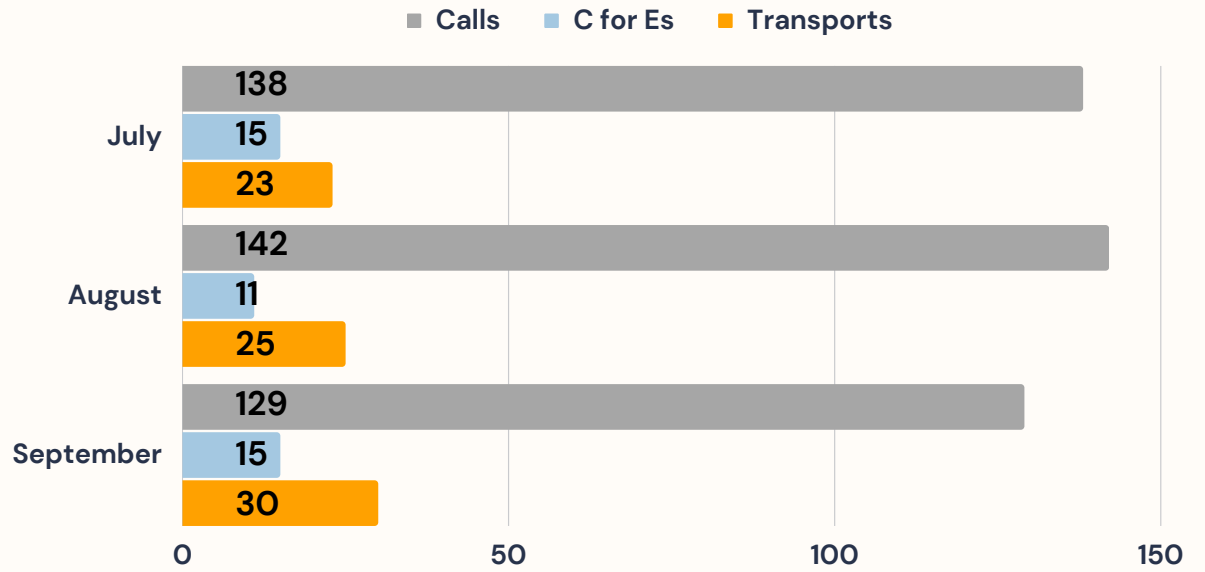
Mobile Crisis Team	399
Behavioral Health Responders	5,944
Community Responders	2,370
Street Outreach Responders	438
TOTAL CFS	9,151

*Does not include MCT data, which is currently tracked by APD

BHR RESPONSE TIMES	JUL	AUG	SEP	YTD
Entry to Dispatch (in the queue)	0:29:46	0:48:21	2:14:41	1:10:56
Dispatch to On-scene (travel time)	0:14:35	0:18:21	0:40:37	0:24:31
On-scene to Clear (time on the call)	0:27:01	0:39:39	1:01:43	0:42:48
Create to Clear (total time to address call)	1:13:37	1:28:38	2:52:53	1:51:43



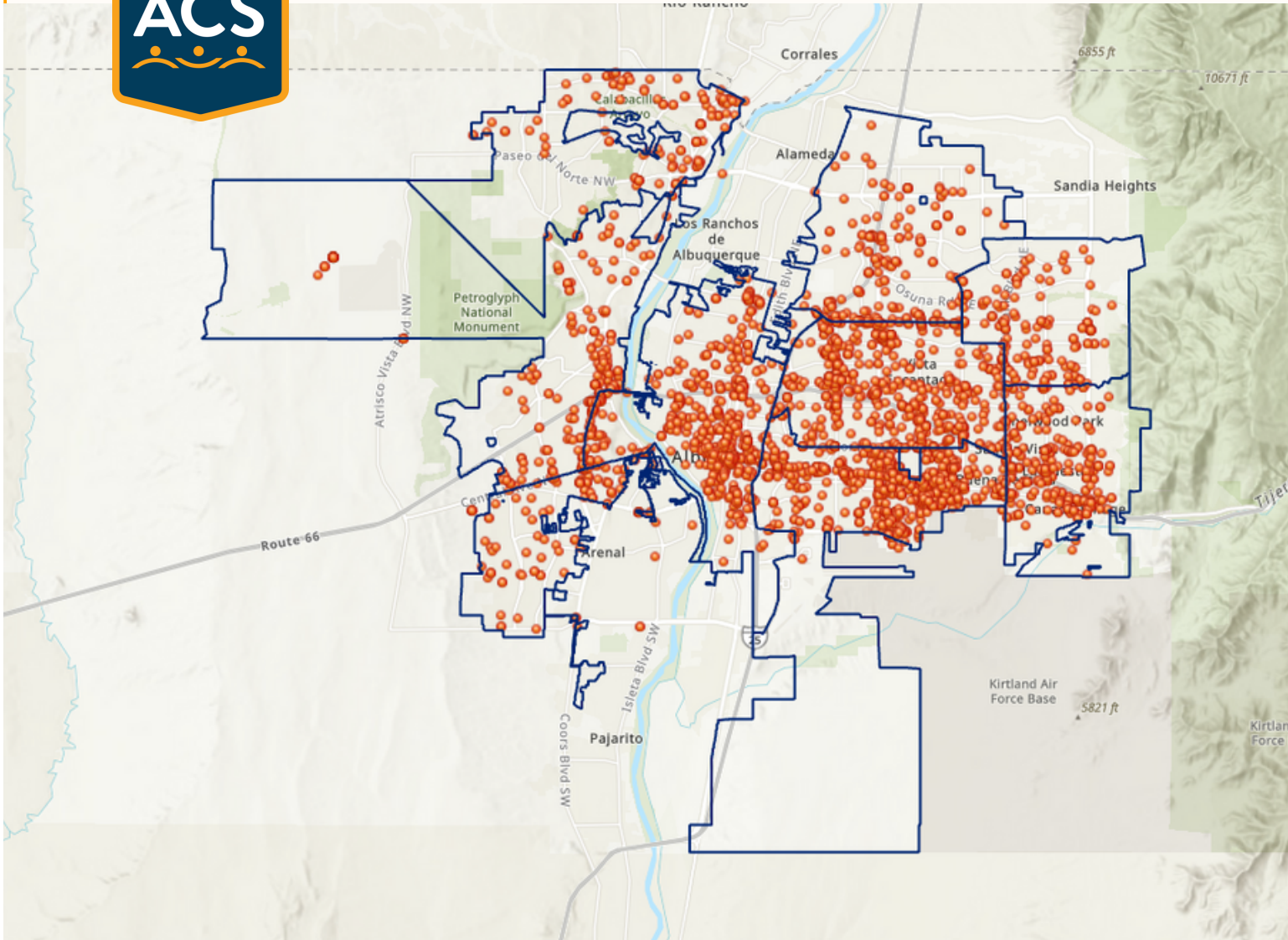
MCT CALLS, CERTIFICATES FOR EVALUATION, AND TRANSPORTS*





ACS CALLS FOR SERVICE BY COUNCIL DISTRICT | SEPT

AUGUST



Council District	CFS
Council District	CFS
6 - Davis	988
7 - Fiebelkorn	675
2 - Benton	631
9 - Grout	318
1 - Sanchez	232
4 - Bassan	193
8 - Jones	163
5 - Lewis	163
3 - Peña	108