

ALBUQUERQUE COMMUNITY SAFETY



MONTHLY INFORMATIONAL REPORT

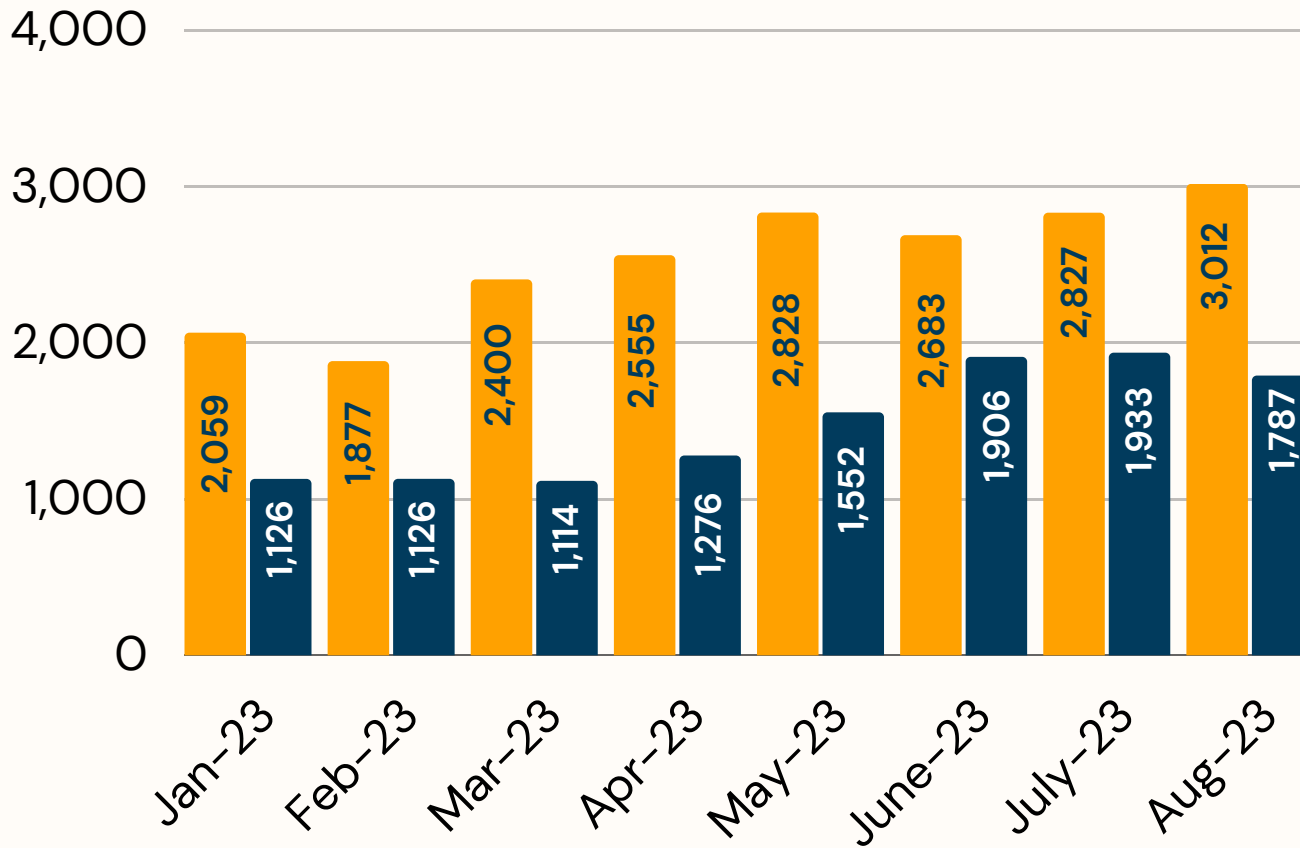
AUGUST 2023

ACS IMPACT REPORT

TOTAL ACS IMPACT SINCE JANUARY 2023

TOTAL ACS IMPACT SINCE INCEPTION

■ Total CFS ■ Calls diverted from APD



The above graph showcases all ACS calls for service since January 1, 2023

43,186


CUMULATIVE CALLS FOR SERVICE SINCE SEPTEMBER 2021

26,148

CUMULATIVE CALLS DIVERTED FROM APD SINCE SEPTEMBER 2021

59%

OF CUMULATIVE CALLS DIVERTED FROM APD TO ACS SINCE JANUARY 2023



ALBUQUERQUE COMMUNITY SAFETY

ONE ALBUQUERQUE

MONTHLY INFORMATIONAL REPORT

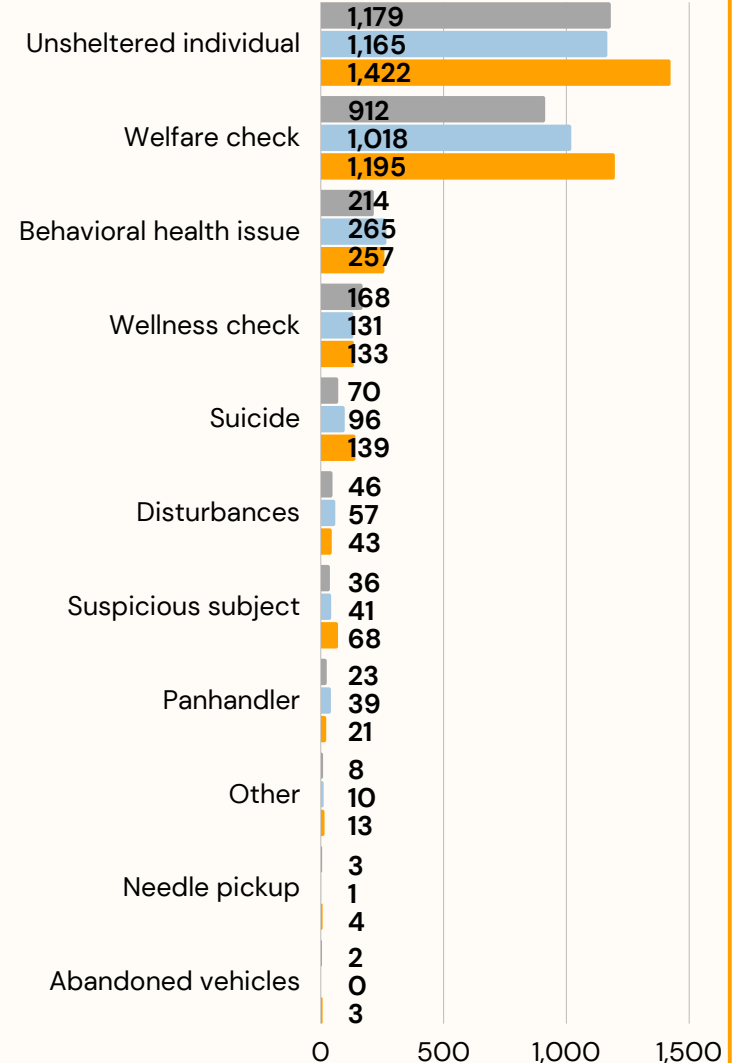
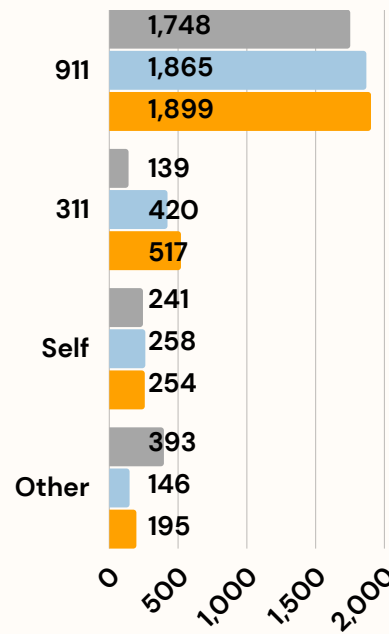
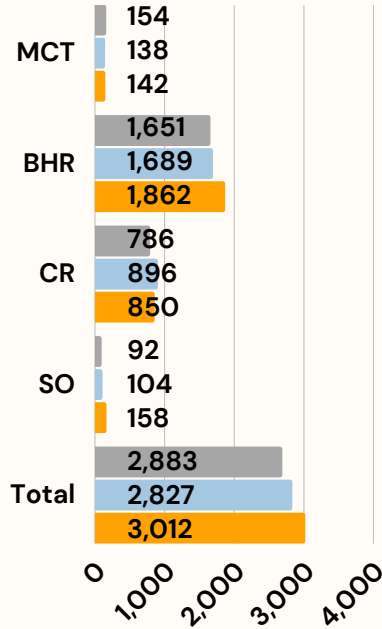
AUGUST 2023

CFS BY PROGRAM

CFS BY REFERRAL SOURCE*

CFS BY CALL TYPE*

JUNE
JULY
AUGUST



FISCAL YEAR TO DATE CALLS FOR SERVICE

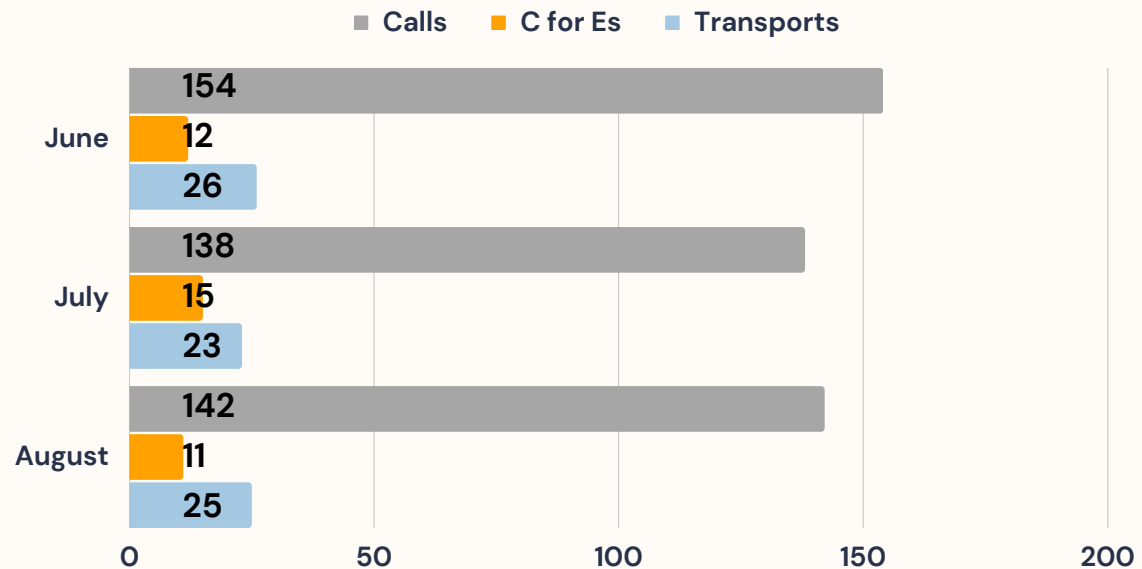
Mobile Crisis Team	280
Behavioral Health Responders	3,551
Community Responders	1,746
Street Outreach Responders	262
TOTAL CFS	5,839

*Does not include MCT data, which is currently tracked by APD

BHR RESPONSE TIMES	JUN	JUL	AUG	YTD
Entry to Dispatch (in the queue)	0:31:20	0:29:46	0:29:46	0:30:10
Dispatch to On-scene (travel time)	0:14:42	0:14:35	0:14:35	0:10:35
On-scene to Clear (time on the call)	0:24:06	0:27:01	0:27:01	0:26:43
Create to Clear (total time to address call)	1:12:28	1:13:37	1:13:37	1:09:36

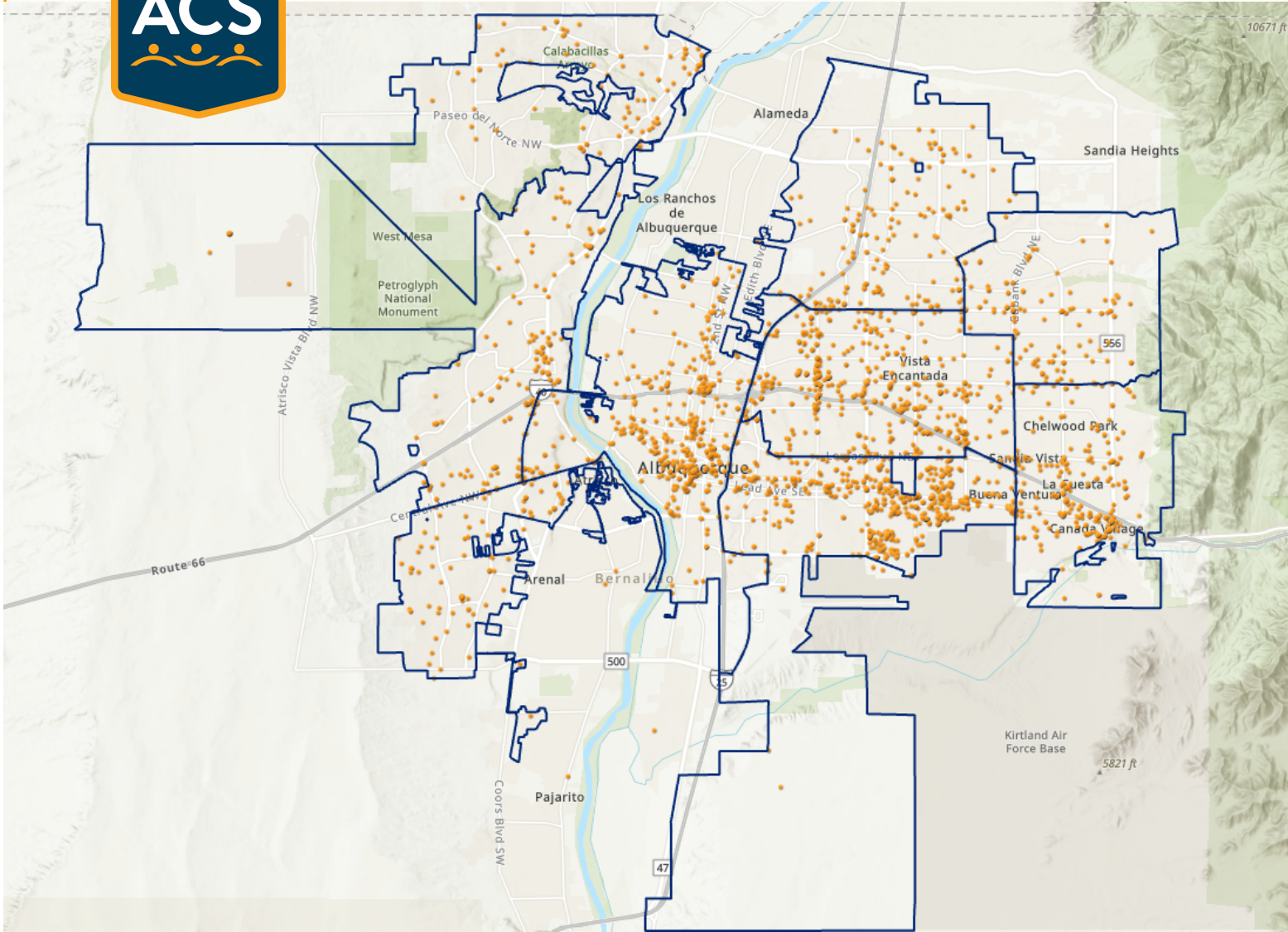


MCT CALLS, CERTIFICATES FOR EVALUATION, AND TRANSPORTS*





ACS CALLS FOR SERVICE BY COUNCIL DISTRICT | AUGUST



Council District	CFS
6 - Davis	674
7 - Fiebelkorn	591
2 - Benton	585
9 - Grout	276
1 - Sanchez	207
4 - Bassan	189
8 - Jones	130
3 - Peña	103
5 - Lewis	90