

ONE
ALBUQUE environmental
RQUE health



NEW MEXICO FIRST

People. Ideas. Progress.



CABQ CLIMATE SURVEY 2020; SUMMARY REPORT

PRESENTED BY LILLY IRVIN-VITELA, MCRP,
PRESIDENT AND EXECUTIVE DIRECTOR, NEW MEXICO FIRST



QUICK FACTS- WHO PARTICIPATED BY RACE/ETHNICITY



City of Albuquerque Climate Change Survey

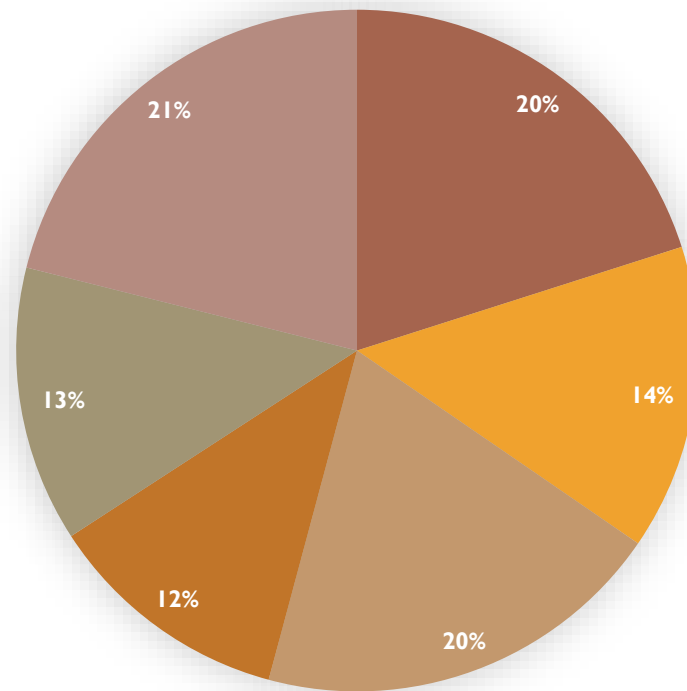
2020 Summary Report by New Mexico First

- 3,112 people responded to the survey.
- 63% White/Caucasian
- 17% declined to answer
- 13% identified as Hispanic, Latinx, Chicana/o, or Mexicana/o
- 3% of people identified as multi-racial.
- 2% of people identified as Native American/Indigenous.
- 1% of survey respondents identified as Black/African American.
- 1% of respondents identified as Asian.

QUICK FACTS- WHO PARTICIPATED BY LOCATION

PARTICIPANTS BY QUADRANT

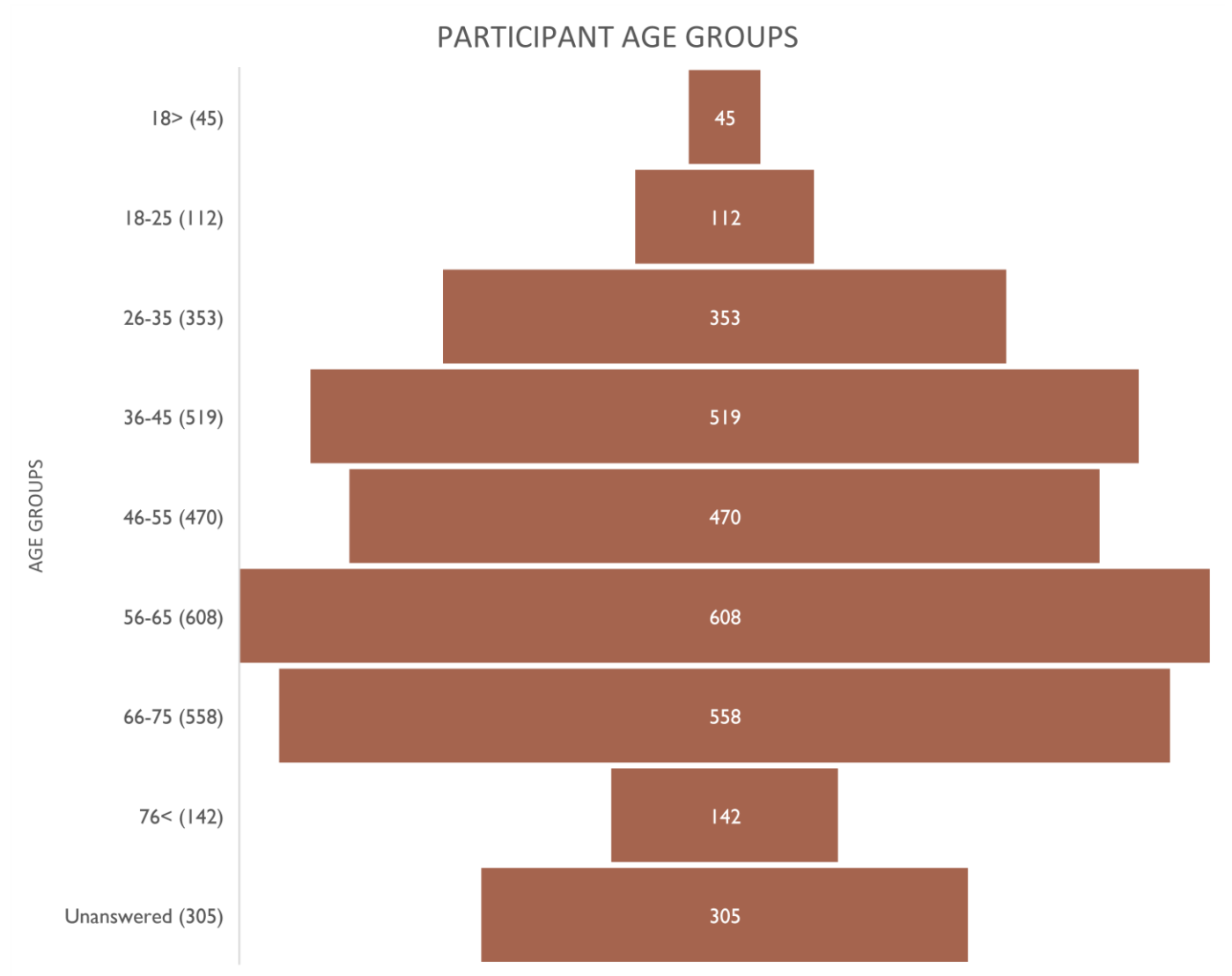
NOTE: QUADRANTS WERE CREATED USING INTERSTATES 40 & 25



■ NORTHEAST (625) ■ NORTHWEST (451) ■ SOUTHEAST (610) ■ SOUTHWEST (363) ■ OTHER (407) ■ UNANSWERED (656)

QUICK FACTS- WHO PARTICIPATED BY AGE

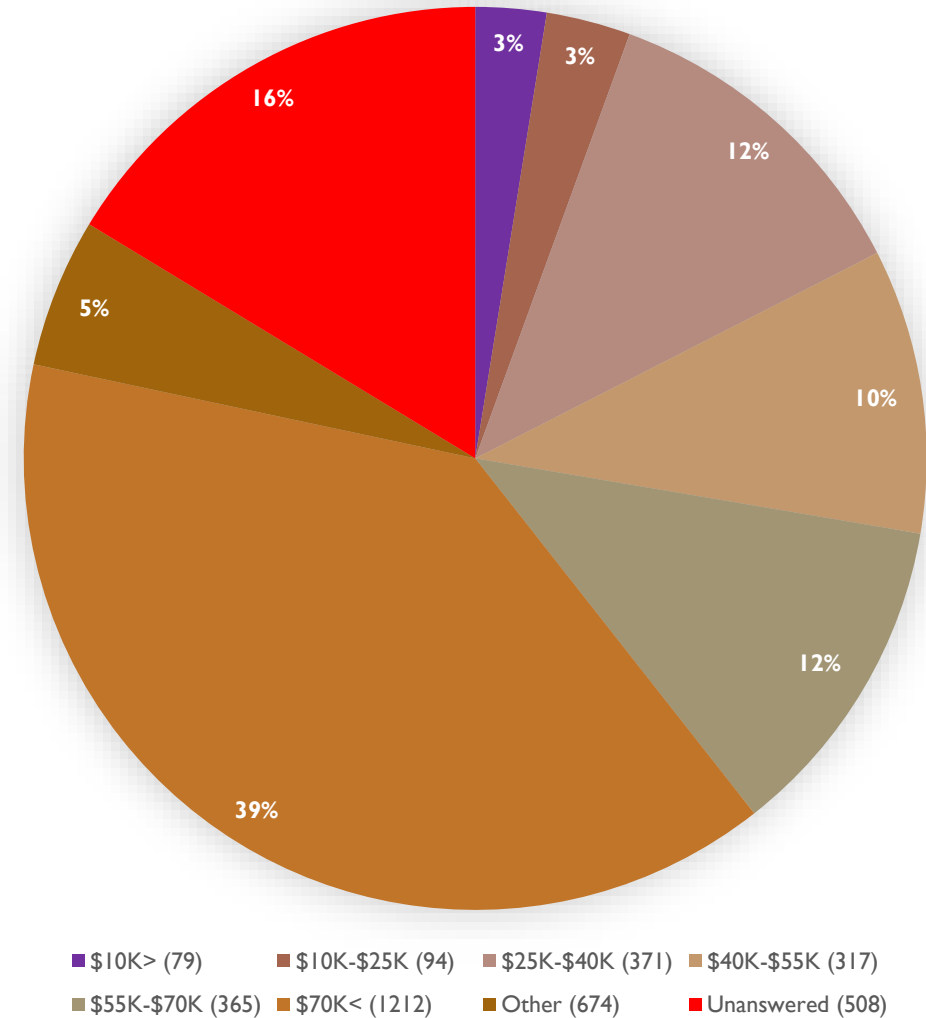
- Less than 1% of the participants were under 18 years of age.
- 15% of participants were age 18-35.
- 32% of participants were ages 36-55.
- 37% of participants were ages 56-75.
- 5% of participants were over age 75.



QUICK FACTS- WHO PARTICIPATED BY INCOME

- 3% of respondents reported an annual household income of less than \$10,000.
- 3% of respondents reported an annual household income between \$10,000 and \$25,000.
- 12% of respondents reported an annual household income between \$25,000 and \$40,000.
- 10% of respondents reported an annual household income between \$40,000 and \$55,000.
- 12% of respondents reported an annual household income between \$50,000 and \$70,000.
- 39% of respondents reported an annual household income of greater than \$70,000.

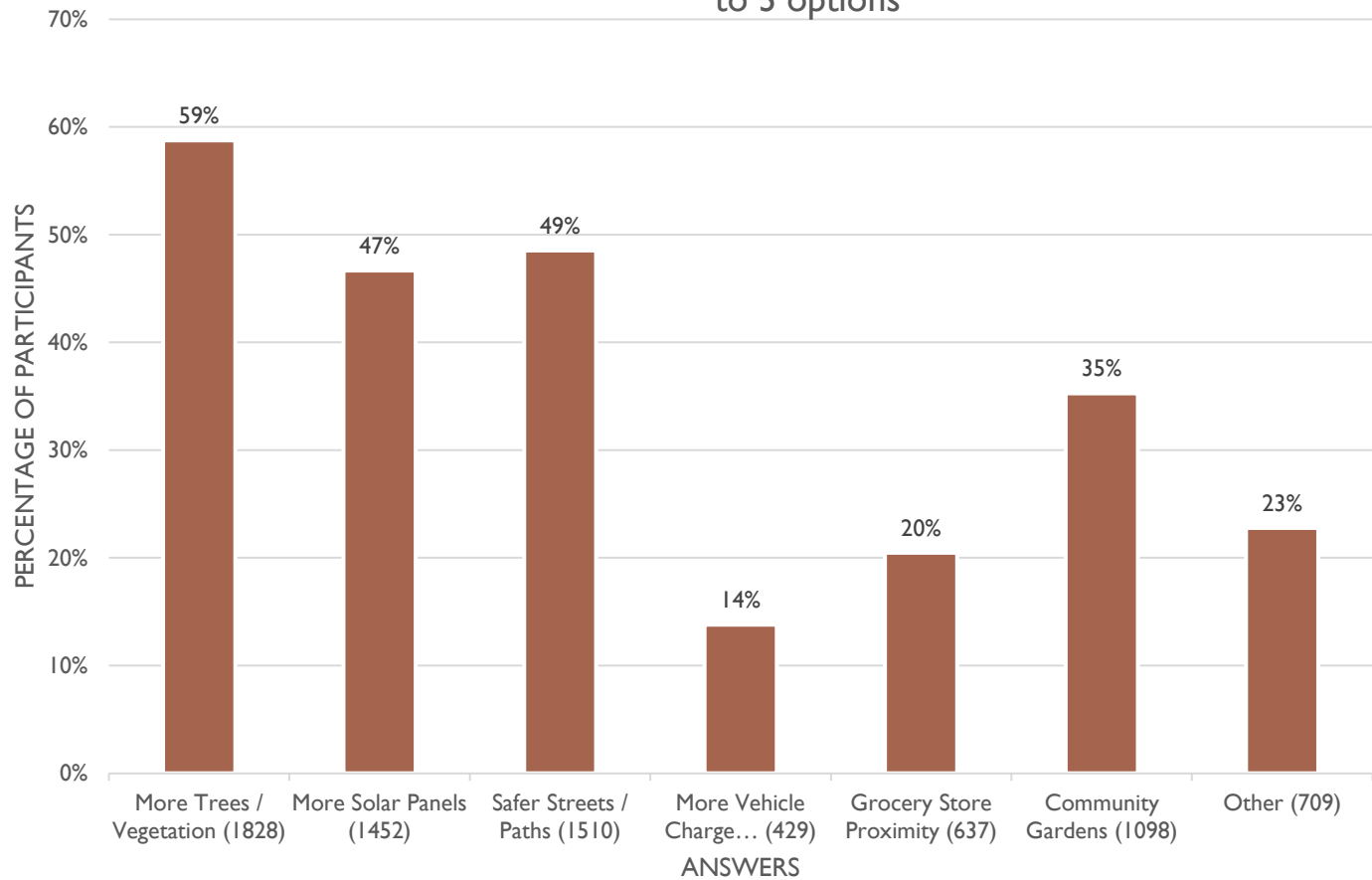
PARTICIPANT ANNUAL HOUSEHOLD INCOME



WHICH OF THE FOLLOWING WOULD HELP IMPROVE YOUR NEIGHBORHOOD?

THE TOP THREE SUSTAINABILITY OPTIONS PRIORITIZED FOR NEIGHBORHOOD IMPROVEMENT ARE TO IMPROVE TREES AND VEGETATION (59%); CREATE SAFER STREETS AND PATHS (49%); AND INCREASE SOLAR PANELS (47%).

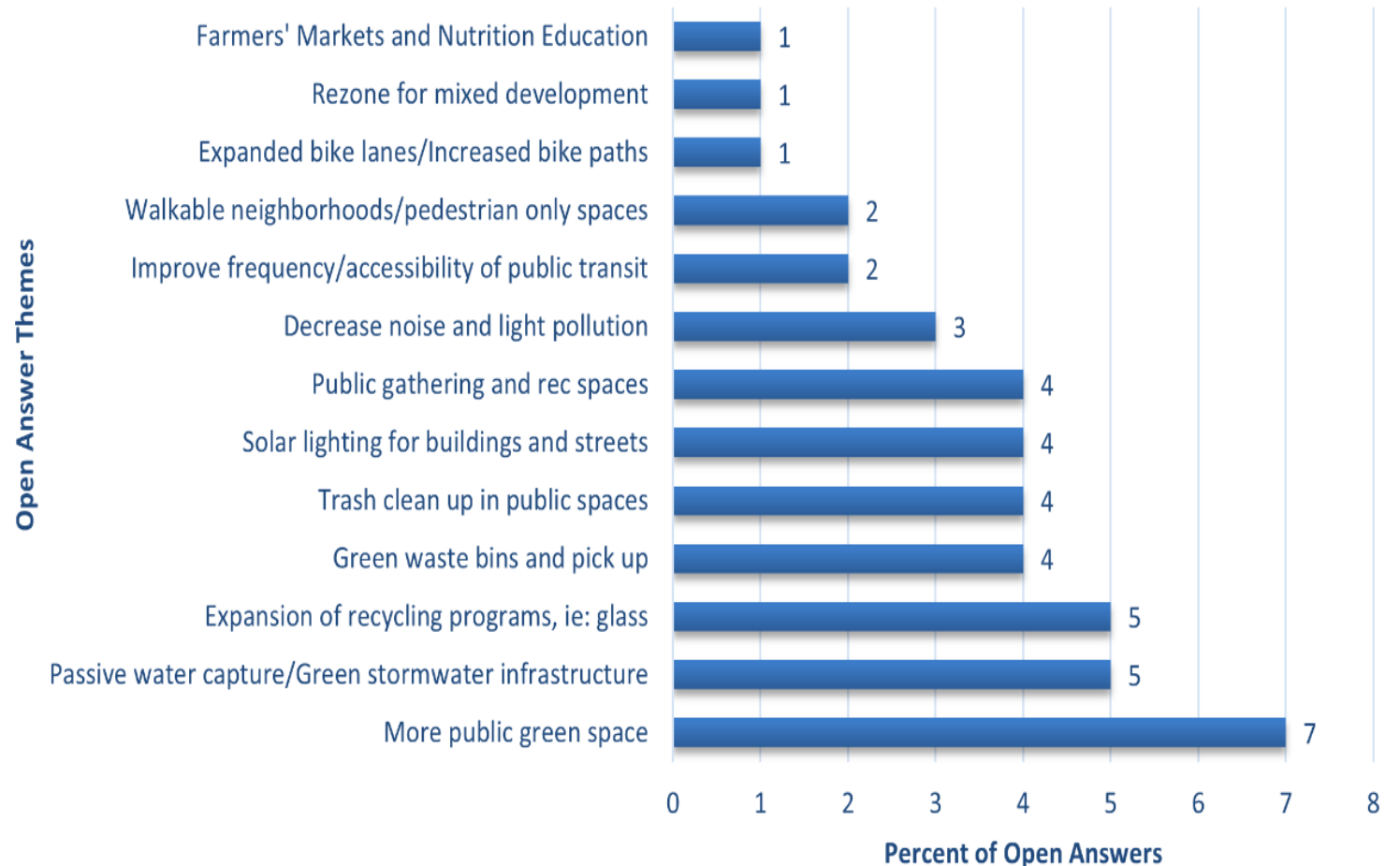
Which of the following would help improve your neighborhood? Select up to 3 options



NEIGHBORHOOD IMPROVEMENT QUALITATIVE RESPONSES

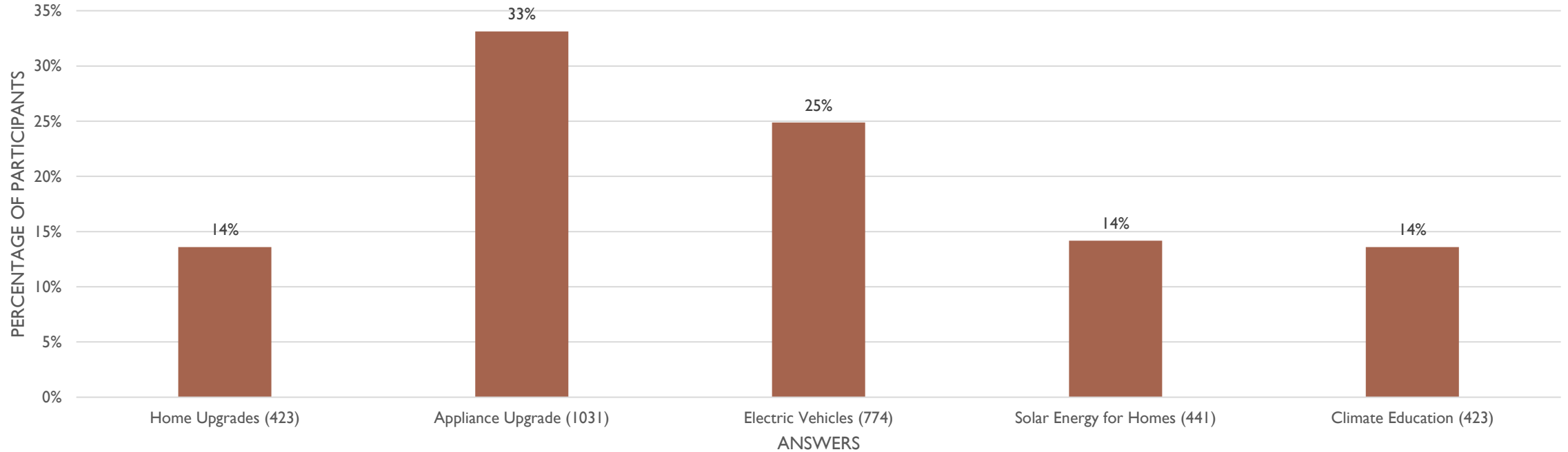
- “More hiking trails and maintenance of trails.”
- “Must have EQUITY in mind. We need more trees in some areas more than other. Prioritize International District and other areas high in poverty.”

Which of the following would help improve your neighborhood?



WHICH OF THE FOLLOWING ACTIONS WOULD YOU MOST LIKELY TAKE?

Which of the following actions would you most likely take?



HOW DO YOU GET AROUND THE CITY?

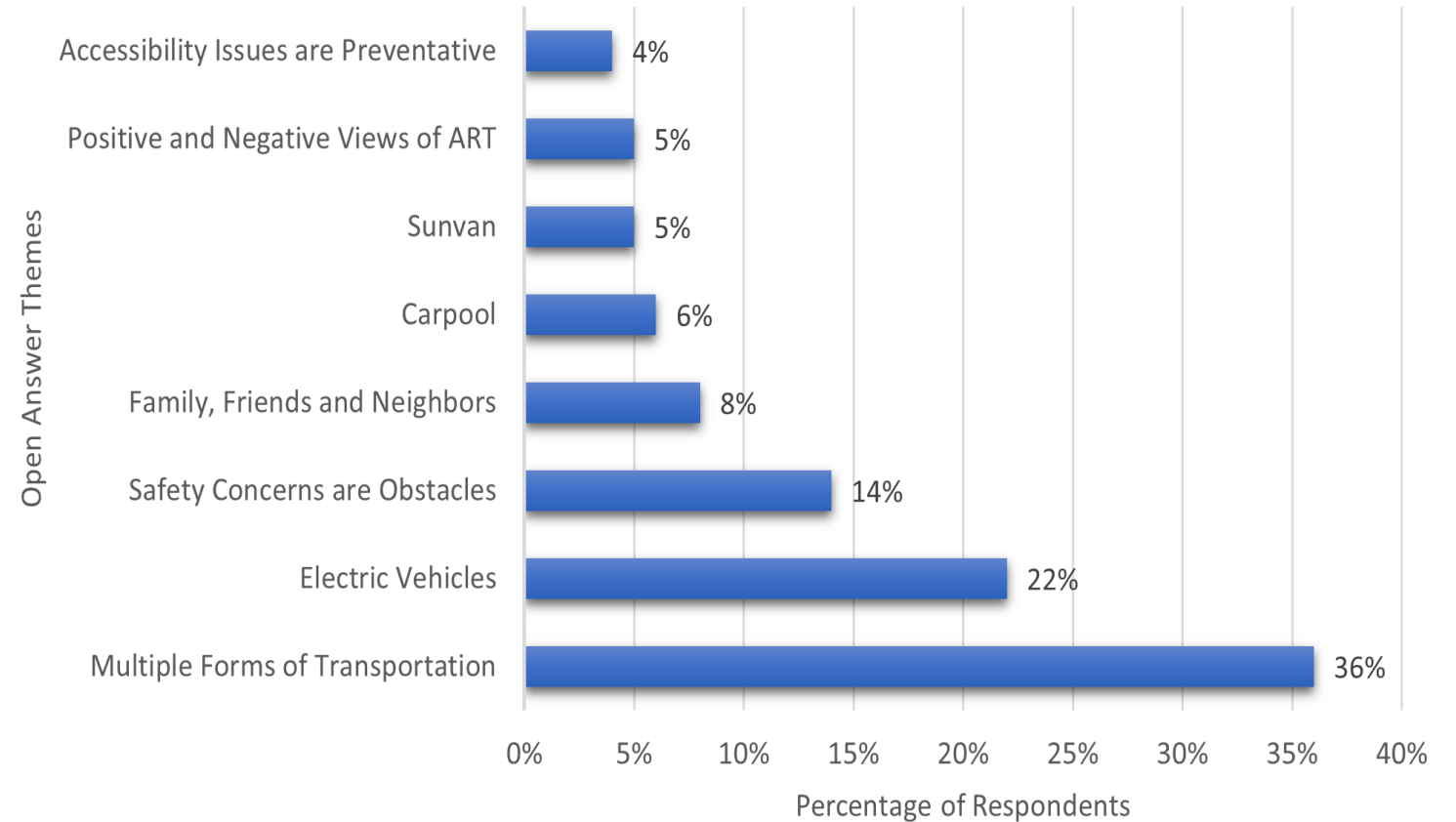
- 96% of survey participants named cars as a form of transportation.
- 37 % said that they walk
- 27% marked biking



HOW DO YOU GET AROUND THE CITY- OPEN-ENDED RESPONSES

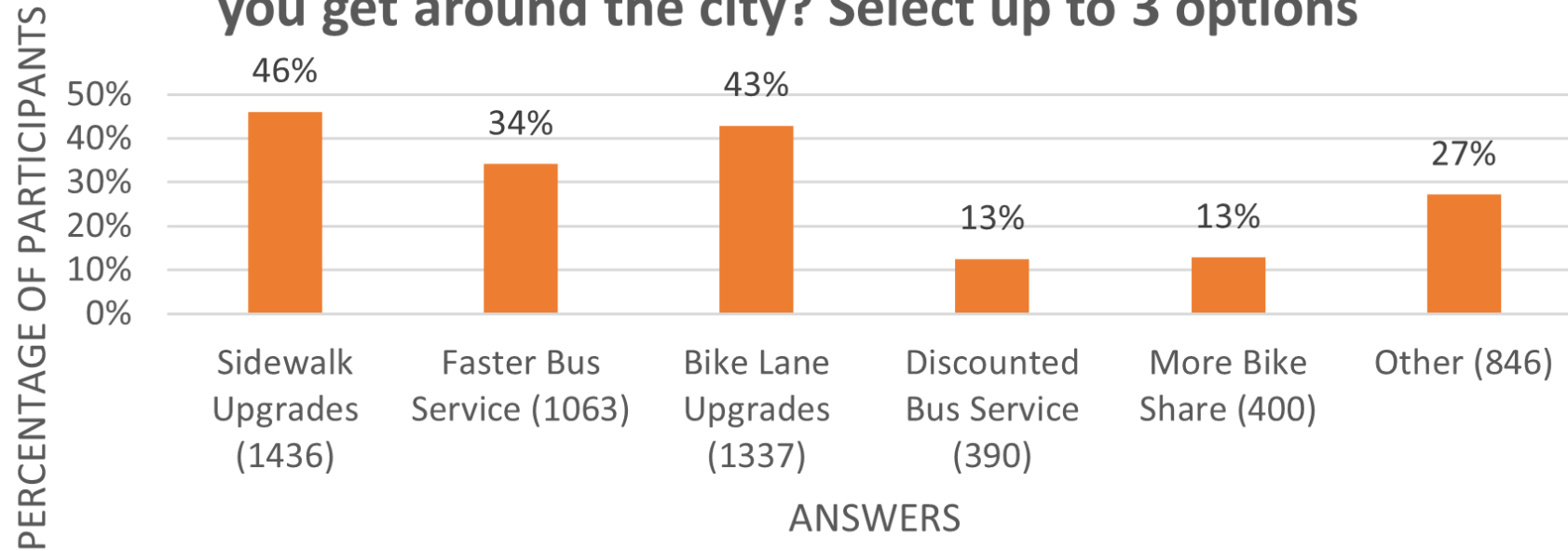
- “I only use the car when I need to go a long way; am looking into bus schedules to use even less.”
- “Do not feel safe using bus in Alb.”
- “I hobble with a ski pole sometimes a wheelchair thru dangerous streets and badly designed curb cuts that are designed to actually throw the disabled into the dangerous traffic...”

How do you get around the city? Direct Themes



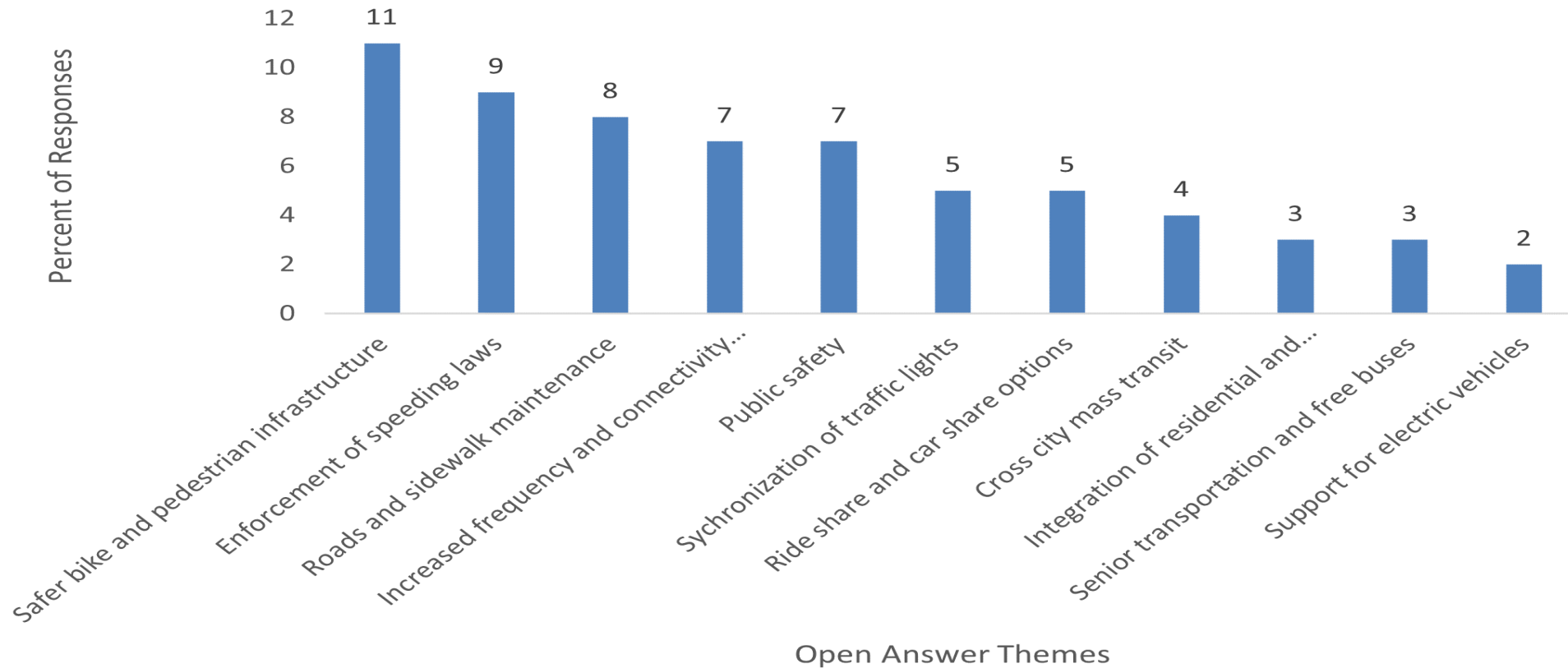
WHICH OF THE FOLLOWING CHANGES WOULD IMPROVE HOW YOU GET AROUND THE CITY?

Which of the following changes would improve how you get around the city? Select up to 3 options



WHICH OF THE FOLLOWING CHANGES WOULD IMPROVE HOW YOU GET AROUND THE CITY? OPEN-ENDED

Which of the following changes would improve how you get around the city?



WHICH OF THE FOLLOWING
ACTIONS WOULD INCREASE
OR IMPROVE THE TIME YOU
SPEND OUTSIDE?

55%= PRIORITIZE BUILDING PARKS,
TRAILS, OR RECREATIONAL FACILITIES IN
CLOSER PROXIMITY TO THEIR HOMES

39% = PRIORITIZE PROVIDING MORE OR
BETTER INFORMATION ON FACILITIES
AND PROGRAMS

**56% OF PEOPLE WHO PROVIDED A
DETAILED NARRATIVE RESPONSE
SUPPORTED IMPROVING PARKS, OPEN
SPACE, BIKING AND WALKING TRAILS,
AND TRAILHEAD ACCESS AND
MAINTENANCE**



WHICH OF THE FOLLOWING WOULD HELP YOU DECIDE WHAT TO THROW AWAY AND WHAT TO RECYCLE?

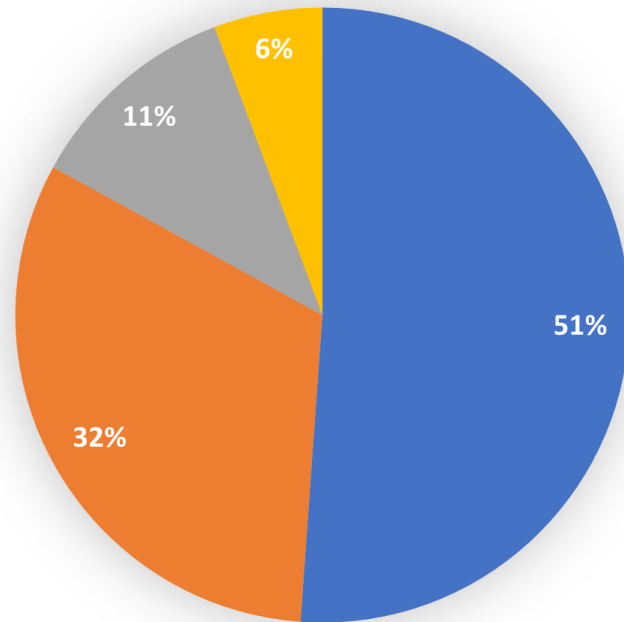
What's in Your Recycle Cart, ABQ?



Top answers were:

- 35% said they would use the recycle coach smart phone app
- 35% said they would use social media posts/city website information
- 41% said they would use recycling promotional materials
- 51% said they would use recycling cart advice tag

Do you feel that you can make an impact on climate change?



■ Yes (1593) ■ Somewhat (992) ■ No (352) ■ Unsure (178)

**MOST
RESPONDENTS
BELIEVE THAT
THEY CAN
MAKE AN
IMPACT ON
CLIMATE
CHANGE**