



ONE
ALBUQUE
RQUE

Albuquerque Police Department

Crime Trends

In Albuquerque

Analysis of NIBRS

Group A

Crimes from Jan-June 2018

Prepared By:

Deputy Chief J.J. Griego

Record Division

Albuquerque Police Department

Albuquerque, New Mexico Sept. 1, 2020

Transparency is no use without accuracy

- **Manually accounted for over 280,000 reports submitted in 2018 & 2019**
- **Found 5,000 missing reports going back to 2009**

Introduction & Data Disclaimers

In 2018, the Albuquerque Police Department (APD) began reporting its annual crime statistics using the Federal Bureau Of Investigation's National Incident-Based Reporting System (NIBRS). NIBRS is the most current national framework for reporting crime and replaces the FBI's Uniform Crimes Reports (UCR). This change is important because, compared to UCR, NIBRS provides more comprehensive and detailed information about crimes against person, crimes against property and crimes against society occurring in law enforcement jurisdictions across the county.

The data in this report is based on the official data that APD sends to the FBI. But it is important to note that the numbers in this report differ slightly from the numbers published in the FBI reports. This is because APD sends NIBRS data to the FBI on a semiannual basis and this data is based on the reports available at that point in time. The APD's crime data system is dynamic and additional information may be added or refined after the data are sent to the FBI. Although the FBI updates its data bases regularly, it does not update published reports.

The data in this report were obtained from APD's Tiburon RMS computer system on Sept. 1, 2020. Crime statistics in future reports will differ somewhat from these statistics because this report is also based on a fixed point in time.

Finally, the numbers in this report can't convey the damage that crime causes to its victims and to the community. Nor can the numbers convey the courage and dedication of the men and women of the Albuquerque Police Department who do their best to keep our city safe.

How The FBI NIBRS and UCR Reporting Requirements Differ

FBI National Incident-Based Reporting System Group A Crimes (Current Reporting Framework)
Crimes Against Persons
Assault Offenses
Homicide Offenses
Human Trafficking Offenses
Kidnapping/Abduction
Sex Offenses
Crimes Against Property
Arson
Bribery
Burglary/Breaking & Entering
Counterfeiting/Forgery
Destruction/Damage/Vandalism of Property
Embezzlement
Extortion/Blackmail
Fraud Offenses
Larceny/Theft Offenses
Motor Vehicle Theft
Robbery
Stolen Property Offenses
Crimes Against Society
Animal Cruelty
Drug/Narcotic Offenses
Drug/Narcotic Violations
Drug Equipment Violations
Gambling Offenses
Betting/Wagering
Operating/Promoting/Assisting Gambling
Gambling Equipment Violations
Sports Tampering
Pornography/Obscene Material
Prostitution Offenses
Prostitution
Assisting or Promoting Prostitution
Purchasing Prostitution
Weapon Law Violations

FBI Uniform Crime Reports Part 1 Crimes (Old Reporting Framework)
Part 1: Violent Crimes
Murder and nonnegligent manslaughter
Rape
Robbery
Aggravated assault
Part 1: Property Crimes
Burglary
Larceny-theft
Motor vehicle theft
Arson

Please note that many of the NIBRS crime category labels say "offenses."

These categories include subcategories which are detailed in the following slides.

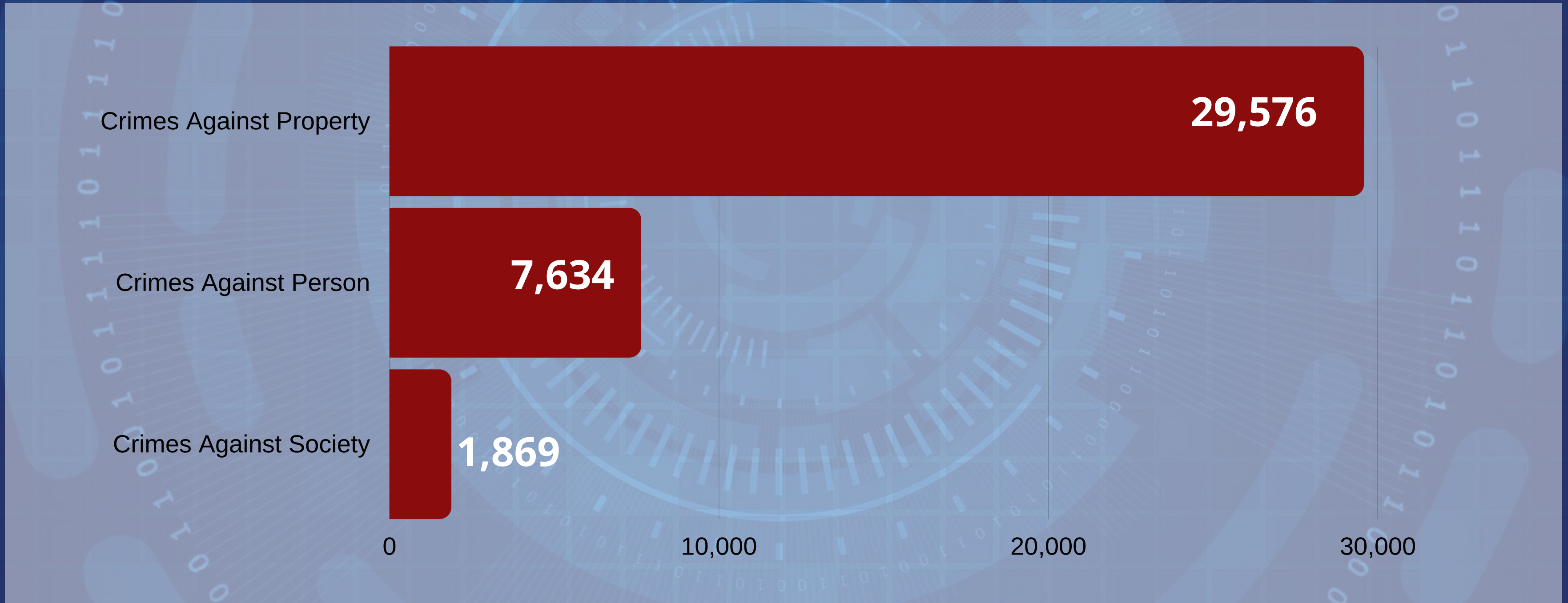


Albuquerque Police Department

2018 Mid-Year

NIBRS Group A Crimes By Category

ONE
ALBUQUE
RQUE



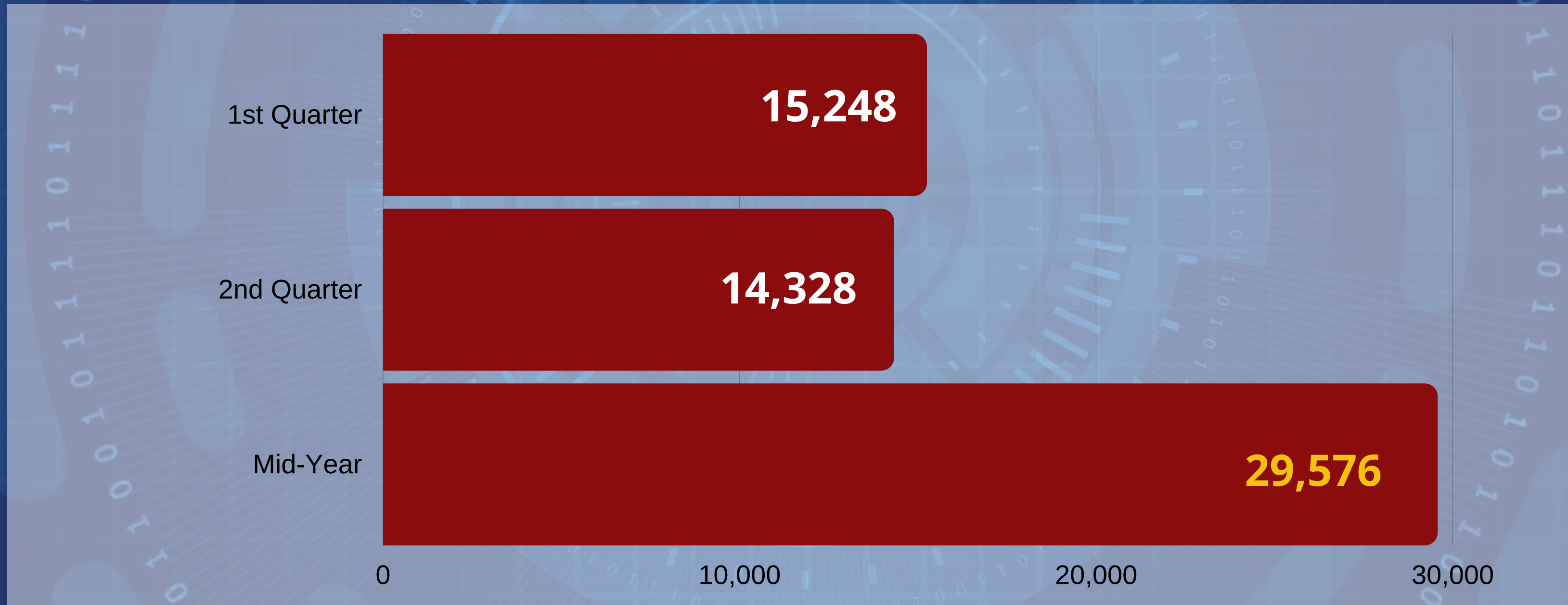


Albuquerque Police Department

2018

Crimes Against Property

ONE
ALBUQUE
ROQUE



FBI NIBRS Crime Types, Categories & Subcategories	2018 1st Quarter	2018 2nd Quarter	2018 Mid-Year
Crimes Against Property	15248	14328	29576
Arson	30	27	57
Bribery	6	14	20
Burglary/Breaking & Entering	1642	1679	3321
Counterfeiting, forgery	257	242	499
Destruction/Damage/Vandalism of Property	2913	2758	5671
Embezzlement	51	58	109
Extortion/Blackmail	5	16	21
Fraud Offenses	1286	1171	2457
Credit card, ATM fraud	384	336	720
False pretenses, swindle	865	823	1688
Identity Theft	25	2	27
Impersonation	5	2	7
Welfare Fraud	1	1	2
Wire Fraud	6	7	13
Larceny/Theft Offenses	6208	5864	12072
All other larceny	656	621	1277
From coin-operated machine or device	8	11	19
Pocket-picking	5	2	7
Purse-snatching	7	7	14
Shoplifting	1603	1553	3156
Theft from building	546	559	1105
Theft from motor vehicle	2675	2586	5261
Theft of motor vehicle parts or accessory	708	525	1233
Motor Vehicle Theft	2070	1713	3783
Robbery	486	567	1053
Stolen Property Offenses	294	219	513

2018 NIBRS Group A Crimes Against Property Summary

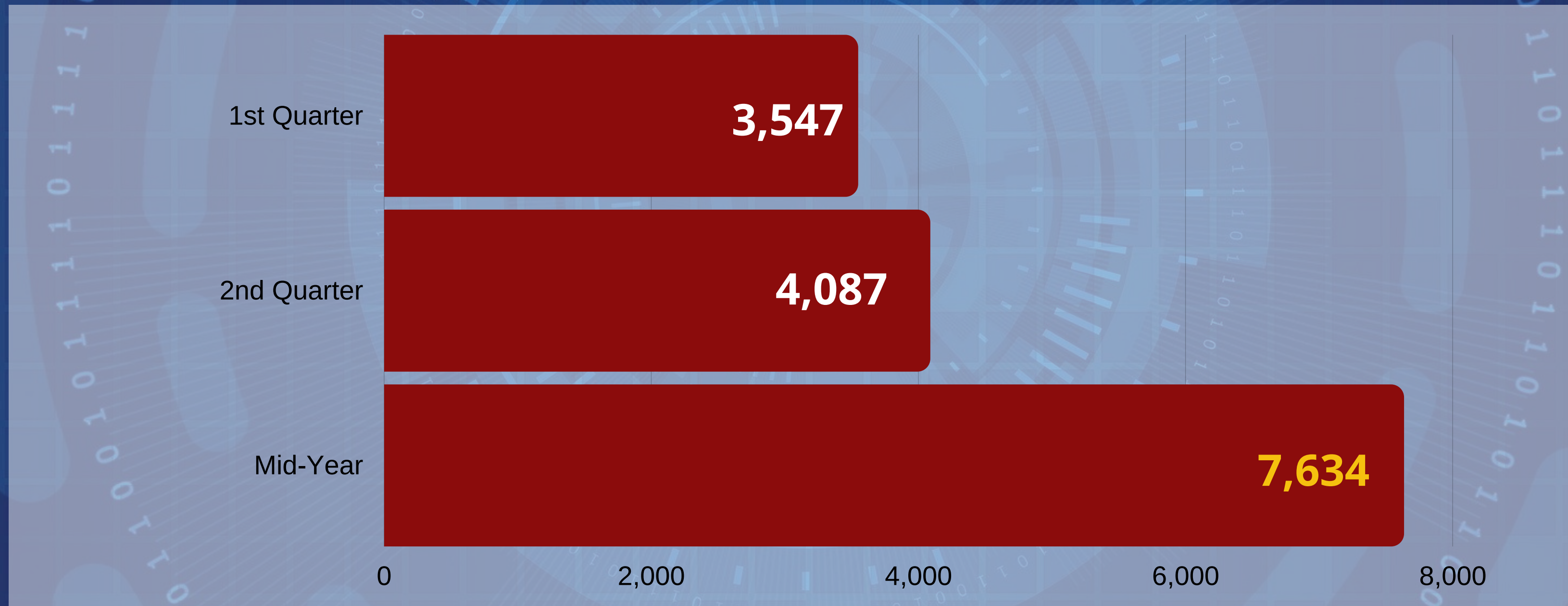


Albuquerque Police Department

2018

Crimes Against A Person

ONE
ALBUQUE
ROQUE



FBI NIBRS Crime Types, Categories & Subcategories	2018 1st Quarter	2018 2nd Quarter	2018 Mid-Year
Crimes Against Person	3547	4087	7634
Aggravated Offenses	3111	3610	6721
Aggravated Assault	1185	1440	2625
Intimidation	91	103	194
Simple assault	1835	2067	3902
Homicide Offenses	21	29	50
Justifiable homicide	3	4	7
Murder, non-negligent	17	24	41
Negligent manslaughter	1	1	2
Human Trafficking Offenses	2	2	4
Human Trafficking, Commercial Sex Acts	2	2	4
Human Trafficking, Involuntary Servitude	0	0	0
Kidnapping/Abduction	144	155	299
Sex Offenses	269	291	560
Forcible fondling	116	134	250
Forcible rape	90	82	172
Forcible sodomy	35	35	70
Incest	0	0	0
Sexual assault with an object	28	39	67
Statutory rape	0	1	1

2018 NIBRS Group A Crimes Against Person Summary

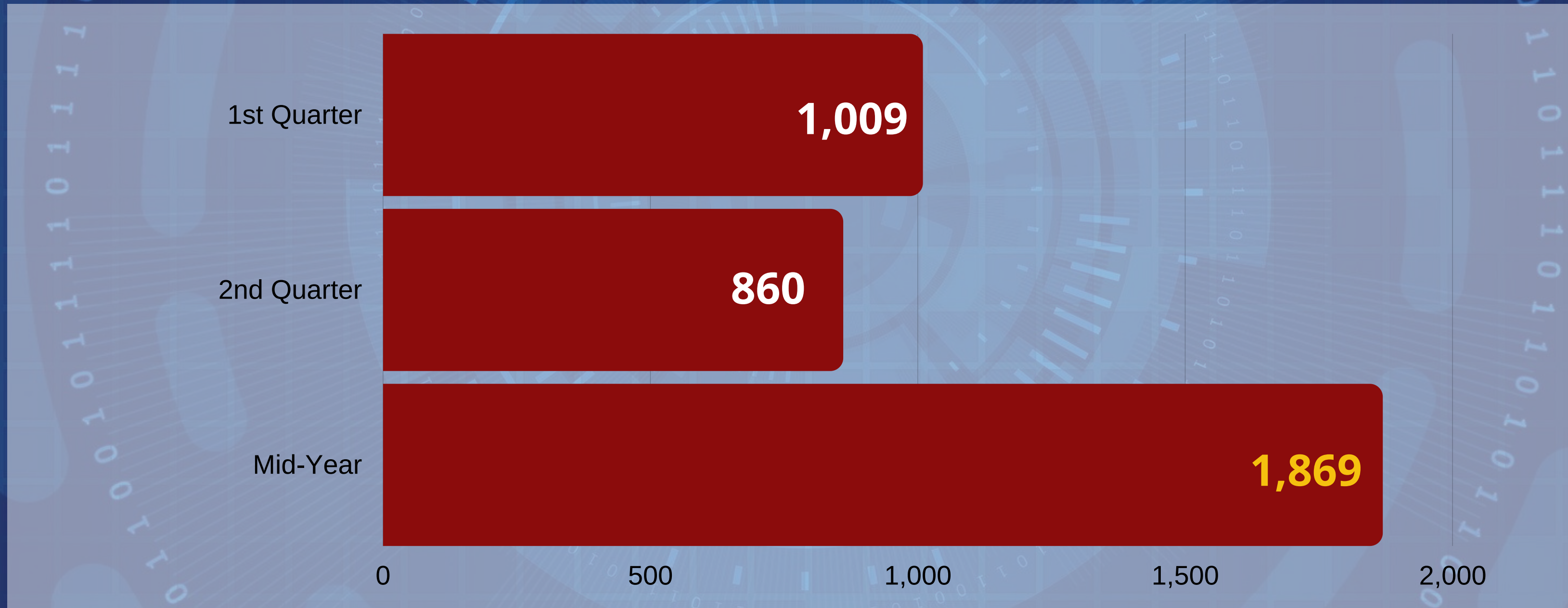


Albuquerque Police Department

2018

Crimes Against Society

ONE ALBUQUE RQUE



2018 NIBRS Group A Crimes Against Society Summary

FBI NIBRS Crime Types, Categories & Subcategories	2018 1st Quarter	2018 2nd Quarter	2018 Mid- Year
Society	1009	860	1869
Animal Cruelty	0	2	2
Drug/Narcotic Offenses	806	621	1427
Drug equipment violations	352	239	591
Drug, narcotic violations	454	382	836
Gambling Offenses	0	0	0
Betting/Wagering	0	0	0
Operating/Promoting/Assisting Gambling	0	0	0
Gambling Equipment Violations	0	0	0
Sports Tampering	0	0	0
Pronography/Obscene Material	16	23	39
Prostitution Offenses	53	49	102
Assisting or promoting prostitution	16	14	30
Prostitution	37	35	72
Purchasing Prostitution	0	0	0
Weapon Law Violations	134	165	299