


EQUAL EMPLOYMENT OPPORTUNITY COMMISSION STATE AND LOCAL GOVERNMENT INFORMATION (EEO4)				APPROVED BY OMB 30460008	
EXCLUDE SCHOOL SYSTEMS AND EDUCATIONAL INSTITUTIONS (Read attached instructions prior to completing this form)				EXPIRES 12/31/2005	
DO NOT ALTER INFORMATION PRINTED IN THIS BOX CONTROL NUMBER : 35300020 Survey Year : 11				MAIL COMPLETED FORM TO: EEO-4 Reporting Center PO Box 8127 Reston VA 20195	
A. TYPE OF GOVERNMENT (Check one box only)					
<input type="checkbox"/> 1. State	<input type="checkbox"/> 2. County	<input checked="" type="checkbox"/> 3. City	<input type="checkbox"/> 4. Township	<input type="checkbox"/> 5. Special District	
<input type="checkbox"/> 6. Other (Specify)					
B. IDENTIFICATION					
1. NAME OF POLITICAL JURISDICTION (If same as label, skip to Item C) CITY OF ALBUQUERQUE					
2. AddressNumber and Street	CITY/TOWN	COUNTY	STATE/ZIP	EEOC USE ONLY	
ONE CIVIC PLAZA ROOM 703	ALBUQUERQUE	BERNALILLO	NM-87103	A	
				B	
C. FUNCTION					
(Check one box to indicate the function(s) for which this form is being submitted. Data should be reported for all departments and agencies in your government covered by the function(s) indicated. If you cannot supply the data for every agency within the function(s) attach a list showing name and address of agencies whose data are not included.)					
<input type="checkbox"/>	SUMMARY FUNCTION				
<input checked="" type="checkbox"/>	1.Financial Administration. Tax billing and collection, budgeting, purchasing, central accounting and similar financial administration carried on by a treasurer's, auditor's or comptroller's office and	<input checked="" type="checkbox"/>	8. HEALTH. Provision of public health services, outpatient clinics, visiting nurses, food and sanitary inspections, mental health, alcohol rehabilitation service, etc.		
	GENERAL CONTROL. Duties usually performed by boards of supervisors or commissioners, central administration offices and agencies, central personnel or planning agencies, all judicial offices and employees (judges, magistrates, bailiffs, etc.)	<input checked="" type="checkbox"/>	9. HOUSING. Code enforcement, low rent public housing, fair housing ordinance enforcement, housing for elderly, housing rehabilitation, rent control.		
<input checked="" type="checkbox"/>	2. STREETS AND HIGHWAYS. Maintenance, repair, construction and administration of streets, alleys, sidewalks, roads, highways and bridges.	<input checked="" type="checkbox"/>	10. COMMUNITY DEVELOPMENT. Planning, zoning, land development, open space, beautification, preservation.		
<input checked="" type="checkbox"/>	3. PUBLIC WELFARE. Maintenance of homes and other institutions for the needy administration of public assistance. (Hospitals and sanatoriums should be reported as item 7.)	<input type="checkbox"/>	11. CORRECTIONS. Jails, reformatories, detention homes, halfway houses, prisons, parole and probation activities		
<input checked="" type="checkbox"/>	4. POLICE PROTECTION. Duties of a police department sheriff's, constable's, coroner's office, etc., including technical and clerical employees engaged in police activities.	<input checked="" type="checkbox"/>	12. UTILITIES AND TRANSPORTATION. Includes water supply, electric power, transit, gas, airports, water transportation and terminals.		
<input checked="" type="checkbox"/>	5. FIRE PROTECTION. Duties of the uniformed fire force and clerical employees. (Report any forest fire protection activities as item 6.)	<input checked="" type="checkbox"/>	13. SANITATION AND SEWAGE. Street cleaning, garbage and refuse collection and disposal. Provision, maintenance and operation of sanitary and storm sewer systems and sewage disposal plants.		
<input checked="" type="checkbox"/>	6. NATURAL RESOURCES. Agriculture, forestry, forest fire protection, irrigation drainage, flood control, etc., and PARKS AND RECREATION. Provision, maintenance and operation of parks, playgrounds, swimming pools, auditoriums, museums, marinas, zoos, etc.	<input type="checkbox"/>	14. EMPLOYMENT SECURITY STATE GOVERNMENTS ONLY		
<input type="checkbox"/>	7. HOSPITALS AND SANATORIUMS. Operation and maintenance of institutions for inpatient medical care.	<input type="checkbox"/>	15. OTHER (Specify on Page Four)		


D. EMPLOYMENT DATA AS OF JUNE 30											FUNCTION TYPE 1	
(Do not include elected/appointed officials. Blanks will be counted as zero)												
1. FULL-TIME EMPLOYEES (Temporary employees are not included)												
JOB CATEGORIES	ANNUAL SALARY (In thousands 000)	TOTAL (COLUMNS B-K) A	MALE					FEMALE				
			NON-HISPANIC ORIGIN		HISPANIC D	ASIAN OR PACIFIC ISLANDER E	AMERICAN INDIAN OR ALASKAN NATIVE F	NON-HISPANIC ORIGIN		HISPANIC I	ASIAN OR PACIFIC ISLANDER J	AMERICAN INDIAN OR ALASKAN NATIVE K
			WHITE B	BLACK C				WHITE G	BLACK H			
Officials and Administrators	1. \$0.1-15.9	9	5	0	2	0	0	1	0	1	0	0
	2. 16.0-19.9	0	0	0	0	0	0	0	0	0	0	0
	3. 20.0-24.9	1	1	0	0	0	0	0	0	0	0	0
	4. 25.0-32.9	2	0	0	0	0	0	0	0	1	0	1
	5. 33.0-42.9	0	0	0	0	0	0	0	0	0	0	0
	6. 43.0-54.9	0	0	0	0	0	0	0	0	0	0	0
	7. 55.0-69.9	3	1	0	1	0	0	0	0	1	0	0
	8. 70.0 Plus	25	6	0	7	0	0	7	1	4	0	0
Professionals	9. \$0.1-15.9	0	0	0	0	0	0	0	0	0	0	0
	10. 16.0-19.9	0	0	0	0	0	0	0	0	0	0	0
	11. 20.0-24.9	0	0	0	0	0	0	0	0	0	0	0
	12. 25.0-32.9	1	1	0	0	0	0	0	0	0	0	0
	13. 33.0-42.9	48	5	1	7	0	2	7	1	25	0	0
	14. 43.0-54.9	79	17	0	16	2	1	21	3	19	0	0
	15. 55.0-69.9	72	16	1	16	0	0	18	1	18	2	0
	16. 70.0 Plus	78	27	0	13	1	0	27	2	6	2	0
Technicians	17. \$0.1-15.9	0	0	0	0	0	0	0	0	0	0	0
	18. 16.0-19.9	0	0	0	0	0	0	0	0	0	0	0
	19. 20.0-24.9	0	0	0	0	0	0	0	0	0	0	0
	20. 25.0-32.9	0	0	0	0	0	0	0	0	0	0	0
	21. 33.0-42.9	4	0	0	1	0	0	0	0	2	1	0
	22. 43.0-54.9	1	1	0	0	0	0	0	0	0	0	0
	23. 55.0-69.9	0	0	0	0	0	0	0	0	0	0	0
	24. 70.0 Plus	0	0	0	0	0	0	0	0	0	0	0
Protective Service Workers	25. \$0.1-15.9	0	0	0	0	0	0	0	0	0	0	0
	26. 16.0-19.9	0	0	0	0	0	0	0	0	0	0	0
	27. 20.0-24.9	0	0	0	0	0	0	0	0	0	0	0
	28. 25.0-32.9	0	0	0	0	0	0	0	0	0	0	0
	29. 33.0-42.9	0	0	0	0	0	0	0	0	0	0	0
	30. 43.0-54.9	0	0	0	0	0	0	0	0	0	0	0
	31. 55.0-69.9	0	0	0	0	0	0	0	0	0	0	0
	32. 70.0 Plus	0	0	0	0	0	0	0	0	0	0	0
Paraprofessionals	33. \$0.1-15.9	0	0	0	0	0	0	0	0	0	0	0
	34. 16.0-19.9	0	0	0	0	0	0	0	0	0	0	0
	35. 20.0-24.9	0	0	0	0	0	0	0	0	0	0	0
	36. 25.0-32.9	25	4	0	1	0	0	6	1	13	0	0
	37. 33.0-42.9	3	1	0	0	0	0	0	0	2	0	0
	38. 43.0-54.9	11	2	0	3	0	0	3	0	2	1	0
	39. 55.0-69.9	0	0	0	0	0	0	0	0	0	0	0
	40. 70.0 Plus	0	0	0	0	0	0	0	0	0	0	0
Administrative Support	41. \$0.1-15.9	0	0	0	0	0	0	0	0	0	0	0
	42. 16.0-19.9	0	0	0	0	0	0	0	0	0	0	0
	43. 20.0-24.9	18	1	0	1	0	1	2	0	13	0	0
	44. 25.0-32.9	47	0	0	2	0	0	5	4	35	0	1
	45. 33.0-42.9	45	0	0	1	0	0	10	0	33	0	1
	46. 43.0-54.9	11	0	0	0	0	0	4	1	6	0	0
	47. 55.0-69.9	1	0	0	0	0	0	0	0	1	0	0
	48. 70.0 Plus	0	0	0	0	0	0	0	0	0	0	0

D. EMPLOYMENT DATA AS OF JUNE 30 (Cont.)											FUNCTION TYPE 1	
(Do not include elected/appointed officials. Blanks will be counted as zero)												
1. FULL-TIME EMPLOYEES (Temporary employees are not included)												
JOB CATEGORIES	ANNUAL SALARY (In thousands 000)	TOTAL (COLUMNS B-K) A	MALE					FEMALE				
			NON-HISPANIC ORIGIN		HISPANIC	ASIAN OR PACIFIC ISLANDER	AMERICAN INDIAN OR ALASKAN NATIVE	NON-HISPANIC ORIGIN		HISPANIC	ASIAN OR PACIFIC ISLANDER	AMERICAN INDIAN OR ALASKAN NATIVE
			WHITE	BLACK				WHITE	BLACK			
			B	C	D	E	F	G	H	I	J	K
Skilled Craft Workers	49. \$0.1-15.9	0	0	0	0	0	0	0	0	0	0	0
	50. 16.0-19.9	0	0	0	0	0	0	0	0	0	0	0
	51. 20.0-24.9	0	0	0	0	0	0	0	0	0	0	0
	52. 25.0-32.9	0	0	0	0	0	0	0	0	0	0	0
	53. 33.0-42.9	18	0	0	15	0	3	0	0	0	0	0
	54. 43.0-54.9	2	0	0	2	0	0	0	0	0	0	0
	55. 55.0-69.9	0	0	0	0	0	0	0	0	0	0	0
	56. 70.0 Plus	0	0	0	0	0	0	0	0	0	0	0
Service-Maintenance	57. \$0.1-15.9	0	0	0	0	0	0	0	0	0	0	0
	58. 16.0-19.9	0	0	0	0	0	0	0	0	0	0	0
	59. 20.0-24.9	0	0	0	0	0	0	0	0	0	0	0
	60. 25.0-32.9	7	0	0	7	0	0	0	0	0	0	0
	61. 33.0-42.9	8	4	0	4	0	0	0	0	0	0	0
	62. 43.0-54.9	0	0	0	0	0	0	0	0	0	0	0
	63. 55.0-69.9	0	0	0	0	0	0	0	0	0	0	0
	64. 70.0 Plus	0	0	0	0	0	0	0	0	0	0	0
65. TOTAL FULL TIME (Lines 1-64)		519	92	2	99	3	7	111	14	182	6	3
2. OTHER THAN FULLTIME EMPLOYEES (Including temporary employees)												
66.OFFICIALS/ADMIN		0	0	0	0	0	0	0	0	0	0	0
67.PROFESSIONALS		5	1	0	0	0	0	1	0	3	0	0
68.TECHNICIANS		2	1	0	1	0	0	0	0	0	0	0
69.PROTECTIVE SERVICE		0	0	0	0	0	0	0	0	0	0	0
70.PARA-PROFESSIONAL		2	0	0	0	0	0	0	0	2	0	0
71.ADMIN. SUPPORT		20	7	7	0	0	0	4	0	1	0	1
72.SKILLED CRAFT		0	0	0	0	0	0	0	0	0	0	0
73.SERVICE/MAINTENANCE		0	0	0	0	0	0	0	0	0	0	0
74. TOTAL OTHER THAN FULL TIME (Lines 66-73)		29	9	7	1	0	0	5	0	6	0	1
3. NEW HIRES DURING FISCAL YEAR Permanent full time only JULY 1 - JUNE 30												
75.OFFICIALS/ADMIN		2	1	0	0	0	0	0	0	0	0	1
76.PROFESSIONALS		29	9	0	3	0	0	11	0	4	2	0
77.TECHNICIANS		0	0	0	0	0	0	0	0	0	0	0
78.PROTECTIVE SERVICE		0	0	0	0	0	0	0	0	0	0	0
79.PARA-PROFESSIONAL		12	4	0	0	0	0	3	0	5	0	0
80.ADMIN. SUPPORT		11	0	0	0	0	0	1	1	9	0	0
81.SKILLED CRAFT		1	0	0	1	0	0	0	0	0	0	0
82.SERVICE/MAINTENANCE		0	0	0	0	0	0	0	0	0	0	0
83. TOTAL NEW HIRES (Lines 75-82)		55	14	0	4	0	0	15	1	18	2	1

FUNCTION TYPE 1				
REMARKS (List National Crime Information Center (NCIC) number assigned to any Criminal Justice Agencies whose data are included in this report)				
LIST AGENCIES INCLUDED ON THIS FORM				
CERTIFICATION. I certify that the information given in this report is correct and true to the best of my knowledge and was reported in accordance with accompanying instructions. (Willfully false statements on this report are punishable by law, US Code, Title 18, Section 1001.)				
NAME OF PERSON TO CONTACT REGARDING THIS FORM			TITLE	
ADDRESS (Number and Street, City, State, Zip Code)			TELEPHONE NUMBER	Ext FAX NUMBER
DATE	EMAIL	TYPED NAME/TITLE OF AUTHORIZED OFFICIAL		SIGNATURE 


D. EMPLOYMENT DATA AS OF JUNE 30											FUNCTION TYPE 2	
(Do not include elected/appointed officials. Blanks will be counted as zero)												
1. FULL-TIME EMPLOYEES (Temporary employees are not included)												
JOB CATEGORIES	ANNUAL SALARY (In thousands 000)	TOTAL (COLUMNS B-K) A	MALE					FEMALE				
			NON-HISPANIC ORIGIN		HISPANIC D	ASIAN OR PACIFIC ISLANDER E	AMERICAN INDIAN OR ALASKAN NATIVE F	NON-HISPANIC ORIGIN		HISPANIC I	ASIAN OR PACIFIC ISLANDER J	AMERICAN INDIAN OR ALASKAN NATIVE K
			WHITE B	BLACK C				WHITE G	BLACK H			
Officials and Administrators	1. \$0.1-15.9	0	0	0	0	0	0	0	0	0	0	0
	2. 16.0-19.9	0	0	0	0	0	0	0	0	0	0	0
	3. 20.0-24.9	0	0	0	0	0	0	0	0	0	0	0
	4. 25.0-32.9	0	0	0	0	0	0	0	0	0	0	0
	5. 33.0-42.9	0	0	0	0	0	0	0	0	0	0	0
	6. 43.0-54.9	0	0	0	0	0	0	0	0	0	0	0
	7. 55.0-69.9	0	0	0	0	0	0	0	0	0	0	0
	8. 70.0 Plus	8	4	0	2	0	0	2	0	0	0	0
Professionals	9. \$0.1-15.9	0	0	0	0	0	0	0	0	0	0	0
	10. 16.0-19.9	0	0	0	0	0	0	0	0	0	0	0
	11. 20.0-24.9	0	0	0	0	0	0	0	0	0	0	0
	12. 25.0-32.9	0	0	0	0	0	0	0	0	0	0	0
	13. 33.0-42.9	19	4	0	8	0	0	2	0	4	0	1
	14. 43.0-54.9	40	8	1	19	0	0	1	0	10	1	0
	15. 55.0-69.9	20	9	0	6	0	0	2	1	2	0	0
	16. 70.0 Plus	22	11	0	7	0	0	2	0	2	0	0
Technicians	17. \$0.1-15.9	0	0	0	0	0	0	0	0	0	0	0
	18. 16.0-19.9	0	0	0	0	0	0	0	0	0	0	0
	19. 20.0-24.9	0	0	0	0	0	0	0	0	0	0	0
	20. 25.0-32.9	3	1	0	2	0	0	0	0	0	0	0
	21. 33.0-42.9	8	2	1	3	0	0	0	0	2	0	0
	22. 43.0-54.9	13	5	0	7	0	0	1	0	0	0	0
	23. 55.0-69.9	0	0	0	0	0	0	0	0	0	0	0
	24. 70.0 Plus	0	0	0	0	0	0	0	0	0	0	0
Protective Service Workers	25. \$0.1-15.9	0	0	0	0	0	0	0	0	0	0	0
	26. 16.0-19.9	0	0	0	0	0	0	0	0	0	0	0
	27. 20.0-24.9	0	0	0	0	0	0	0	0	0	0	0
	28. 25.0-32.9	70	18	2	38	1	0	3	0	8	0	0
	29. 33.0-42.9	17	2	1	7	0	0	3	0	3	0	1
	30. 43.0-54.9	1	1	0	0	0	0	0	0	0	0	0
	31. 55.0-69.9	0	0	0	0	0	0	0	0	0	0	0
	32. 70.0 Plus	1	1	0	0	0	0	0	0	0	0	0
Paraprofessionals	33. \$0.1-15.9	0	0	0	0	0	0	0	0	0	0	0
	34. 16.0-19.9	0	0	0	0	0	0	0	0	0	0	0
	35. 20.0-24.9	0	0	0	0	0	0	0	0	0	0	0
	36. 25.0-32.9	3	1	0	1	0	0	0	0	1	0	0
	37. 33.0-42.9	3	1	0	0	0	0	0	0	2	0	0
	38. 43.0-54.9	0	0	0	0	0	0	0	0	0	0	0
	39. 55.0-69.9	3	1	0	1	0	0	0	0	1	0	0
	40. 70.0 Plus	0	0	0	0	0	0	0	0	0	0	0
Administrative Support	41. \$0.1-15.9	0	0	0	0	0	0	0	0	0	0	0
	42. 16.0-19.9	0	0	0	0	0	0	0	0	0	0	0
	43. 20.0-24.9	0	0	0	0	0	0	0	0	0	0	0
	44. 25.0-32.9	16	0	0	0	0	0	2	1	13	0	0
	45. 33.0-42.9	9	0	0	0	0	0	2	0	7	0	0
	46. 43.0-54.9	2	0	0	0	0	0	2	0	0	0	0
	47. 55.0-69.9	0	0	0	0	0	0	0	0	0	0	0
	48. 70.0 Plus	0	0	0	0	0	0	0	0	0	0	0

D. EMPLOYMENT DATA AS OF JUNE 30 (Cont.)											FUNCTION TYPE 2	
(Do not include elected/appointed officials. Blanks will be counted as zero)												
1. FULL-TIME EMPLOYEES (Temporary employees are not included)												
JOB CATEGORIES	ANNUAL SALARY (In thousands 000)	TOTAL (COLUMNS B-K) A	MALE					FEMALE				
			NON-HISPANIC ORIGIN		HISPANIC	ASIAN OR PACIFIC ISLANDER	AMERICAN INDIAN OR ALASKAN NATIVE	NON-HISPANIC ORIGIN		HISPANIC	ASIAN OR PACIFIC ISLANDER	AMERICAN INDIAN OR ALASKAN NATIVE
			WHITE	BLACK				WHITE	BLACK			
			B	C	D	E	F	G	H	I	J	K
Skilled Craft Workers	49. \$0.1-15.9	0	0	0	0	0	0	0	0	0	0	0
	50. 16.0-19.9	8	1	0	7	0	0	0	0	0	0	0
	51. 20.0-24.9	0	0	0	0	0	0	0	0	0	0	0
	52. 25.0-32.9	72	6	0	65	0	0	0	0	1	0	0
	53. 33.0-42.9	48	2	0	45	0	0	0	0	1	0	0
	54. 43.0-54.9	1	0	0	1	0	0	0	0	0	0	0
	55. 55.0-69.9	0	0	0	0	0	0	0	0	0	0	0
	56. 70.0 Plus	0	0	0	0	0	0	0	0	0	0	0
Service-Maintenance	57. \$0.1-15.9	0	0	0	0	0	0	0	0	0	0	0
	58. 16.0-19.9	0	0	0	0	0	0	0	0	0	0	0
	59. 20.0-24.9	1	0	0	0	0	0	0	0	1	0	0
	60. 25.0-32.9	22	2	0	14	0	0	1	1	4	0	0
	61. 33.0-42.9	11	2	0	8	0	0	1	0	0	0	0
	62. 43.0-54.9	4	2	0	2	0	0	0	0	0	0	0
	63. 55.0-69.9	0	0	0	0	0	0	0	0	0	0	0
	64. 70.0 Plus	0	0	0	0	0	0	0	0	0	0	0
65. TOTAL FULL TIME (Lines 1-64)		425	84	5	243	1	0	24	3	62	1	2
2. OTHER THAN FULLTIME EMPLOYEES (Including temporary employees)												
66.OFFICIALS/ADMIN		0	0	0	0	0	0	0	0	0	0	0
67.PROFESSIONALS		1	0	0	1	0	0	0	0	0	0	0
68.TECHNICIANS		0	0	0	0	0	0	0	0	0	0	0
69.PROTECTIVE SERVICE		0	0	0	0	0	0	0	0	0	0	0
70.PARA-PROFESSIONAL		0	0	0	0	0	0	0	0	0	0	0
71.ADMIN. SUPPORT		0	0	0	0	0	0	0	0	0	0	0
72.SKILLED CRAFT		0	0	0	0	0	0	0	0	0	0	0
73.SERVICE/MAINTENANCE		7	1	0	3	0	0	2	0	1	0	0
74. TOTAL OTHER THAN FULL TIME (Lines 66-73)		8	1	0	4	0	0	2	0	1	0	0
3. NEW HIRES DURING FISCAL YEAR Permanent full time only JULY 1 - JUNE 30												
75.OFFICIALS/ADMIN		0	0	0	0	0	0	0	0	0	0	0
76.PROFESSIONALS		3	2	0	0	0	0	1	0	0	0	0
77.TECHNICIANS		3	2	0	1	0	0	0	0	0	0	0
78.PROTECTIVE SERVICE		7	1	0	5	0	0	1	0	0	0	0
79.PARA-PROFESSIONAL		0	0	0	0	0	0	0	0	0	0	0
80.ADMIN. SUPPORT		0	0	0	0	0	0	0	0	0	0	0
81.SKILLED CRAFT		7	1	0	6	0	0	0	0	0	0	0
82.SERVICE/MAINTENANCE		0	0	0	0	0	0	0	0	0	0	0
83. TOTAL NEW HIRES (Lines 75-82)		20	6	0	12	0	0	2	0	0	0	0

FUNCTION TYPE 2				
REMARKS (List National Crime Information Center (NCIC) number assigned to any Criminal Justice Agencies whose data are included in this report)				
LIST AGENCIES INCLUDED ON THIS FORM				
CERTIFICATION. I certify that the information given in this report is correct and true to the best of my knowledge and was reported in accordance with accompanying instructions. (Willfully false statements on this report are punishable by law, US Code, Title 18, Section 1001.)				
NAME OF PERSON TO CONTACT REGARDING THIS FORM			TITLE	
ADDRESS (Number and Street, City, State, Zip Code)			TELEPHONE NUMBER	Ext FAX NUMBER
DATE	EMAIL	TYPED NAME/TITLE OF AUTHORIZED OFFICIAL		SIGNATURE 


D. EMPLOYMENT DATA AS OF JUNE 30											FUNCTION TYPE 3	
(Do not include elected/appointed officials. Blanks will be counted as zero)												
1. FULL-TIME EMPLOYEES (Temporary employees are not included)												
JOB CATEGORIES	ANNUAL SALARY (In thousands 000)	TOTAL (COLUMNS B-K) A	MALE					FEMALE				
			NON-HISPANIC ORIGIN		HISPANIC D	ASIAN OR PACIFIC ISLANDER E	AMERICAN INDIAN OR ALASKAN NATIVE F	NON-HISPANIC ORIGIN		HISPANIC I	ASIAN OR PACIFIC ISLANDER J	AMERICAN INDIAN OR ALASKAN NATIVE K
			WHITE B	BLACK C				WHITE G	BLACK H			
Officials and Administrators	1. \$0.1-15.9	0	0	0	0	0	0	0	0	0	0	0
	2. 16.0-19.9	0	0	0	0	0	0	0	0	0	0	0
	3. 20.0-24.9	0	0	0	0	0	0	0	0	0	0	0
	4. 25.0-32.9	0	0	0	0	0	0	0	0	0	0	0
	5. 33.0-42.9	0	0	0	0	0	0	0	0	0	0	0
	6. 43.0-54.9	0	0	0	0	0	0	0	0	0	0	0
	7. 55.0-69.9	0	0	0	0	0	0	0	0	0	0	0
	8. 70.0 Plus	5	1	0	1	0	0	0	0	3	0	0
Professionals	9. \$0.1-15.9	0	0	0	0	0	0	0	0	0	0	0
	10. 16.0-19.9	0	0	0	0	0	0	0	0	0	0	0
	11. 20.0-24.9	0	0	0	0	0	0	0	0	0	0	0
	12. 25.0-32.9	20	0	0	1	0	0	6	0	13	0	0
	13. 33.0-42.9	62	3	3	7	0	1	9	1	33	1	4
	14. 43.0-54.9	31	4	0	8	1	0	5	2	10	1	0
	15. 55.0-69.9	10	2	0	2	0	0	3	0	2	0	1
	16. 70.0 Plus	5	1	0	0	0	0	0	0	4	0	0
Technicians	17. \$0.1-15.9	0	0	0	0	0	0	0	0	0	0	0
	18. 16.0-19.9	0	0	0	0	0	0	0	0	0	0	0
	19. 20.0-24.9	0	0	0	0	0	0	0	0	0	0	0
	20. 25.0-32.9	0	0	0	0	0	0	0	0	0	0	0
	21. 33.0-42.9	0	0	0	0	0	0	0	0	0	0	0
	22. 43.0-54.9	0	0	0	0	0	0	0	0	0	0	0
	23. 55.0-69.9	0	0	0	0	0	0	0	0	0	0	0
	24. 70.0 Plus	0	0	0	0	0	0	0	0	0	0	0
Protective Service Workers	25. \$0.1-15.9	0	0	0	0	0	0	0	0	0	0	0
	26. 16.0-19.9	0	0	0	0	0	0	0	0	0	0	0
	27. 20.0-24.9	0	0	0	0	0	0	0	0	0	0	0
	28. 25.0-32.9	0	0	0	0	0	0	0	0	0	0	0
	29. 33.0-42.9	0	0	0	0	0	0	0	0	0	0	0
	30. 43.0-54.9	0	0	0	0	0	0	0	0	0	0	0
	31. 55.0-69.9	0	0	0	0	0	0	0	0	0	0	0
	32. 70.0 Plus	0	0	0	0	0	0	0	0	0	0	0
Paraprofessionals	33. \$0.1-15.9	0	0	0	0	0	0	0	0	0	0	0
	34. 16.0-19.9	0	0	0	0	0	0	0	0	0	0	0
	35. 20.0-24.9	0	0	0	0	0	0	0	0	0	0	0
	36. 25.0-32.9	0	0	0	0	0	0	0	0	0	0	0
	37. 33.0-42.9	7	2	0	2	0	0	0	0	3	0	0
	38. 43.0-54.9	4	0	1	0	0	0	1	0	2	0	0
	39. 55.0-69.9	0	0	0	0	0	0	0	0	0	0	0
	40. 70.0 Plus	0	0	0	0	0	0	0	0	0	0	0
Administrative Support	41. \$0.1-15.9	0	0	0	0	0	0	0	0	0	0	0
	42. 16.0-19.9	0	0	0	0	0	0	0	0	0	0	0
	43. 20.0-24.9	5	0	0	0	0	0	1	0	3	0	1
	44. 25.0-32.9	87	2	0	4	0	0	12	1	66	2	0
	45. 33.0-42.9	8	0	0	0	0	0	1	1	6	0	0
	46. 43.0-54.9	1	0	0	0	0	0	0	0	1	0	0
	47. 55.0-69.9	0	0	0	0	0	0	0	0	0	0	0
	48. 70.0 Plus	0	0	0	0	0	0	0	0	0	0	0

D. EMPLOYMENT DATA AS OF JUNE 30 (Cont.)											FUNCTION TYPE 3	
(Do not include elected/appointed officials. Blanks will be counted as zero)												
1. FULL-TIME EMPLOYEES (Temporary employees are not included)												
JOB CATEGORIES	ANNUAL SALARY (In thousands 000)	TOTAL (COLUMNS B-K) A	MALE					FEMALE				
			NON-HISPANIC ORIGIN		HISPANIC	ASIAN OR PACIFIC ISLANDER	AMERICAN INDIAN OR ALASKAN NATIVE	NON-HISPANIC ORIGIN		HISPANIC	ASIAN OR PACIFIC ISLANDER	AMERICAN INDIAN OR ALASKAN NATIVE
			WHITE	BLACK				WHITE	BLACK			
			B	C	D	E	F	G	H	I	J	K
Skilled Craft Workers	49. \$0.1-15.9	0	0	0	0	0	0	0	0	0	0	0
	50. 16.0-19.9	1	0	0	1	0	0	0	0	0	0	0
	51. 20.0-24.9	0	0	0	0	0	0	0	0	0	0	0
	52. 25.0-32.9	9	0	1	4	0	0	0	0	4	0	0
	53. 33.0-42.9	9	1	0	8	0	0	0	0	0	0	0
	54. 43.0-54.9	0	0	0	0	0	0	0	0	0	0	0
	55. 55.0-69.9	0	0	0	0	0	0	0	0	0	0	0
	56. 70.0 Plus	0	0	0	0	0	0	0	0	0	0	0
Service-Maintenance	57. \$0.1-15.9	0	0	0	0	0	0	0	0	0	0	0
	58. 16.0-19.9	1	0	0	1	0	0	0	0	0	0	0
	59. 20.0-24.9	0	0	0	0	0	0	0	0	0	0	0
	60. 25.0-32.9	22	2	1	16	0	0	1	0	2	0	0
	61. 33.0-42.9	1	0	0	1	0	0	0	0	0	0	0
	62. 43.0-54.9	1	0	1	0	0	0	0	0	0	0	0
	63. 55.0-69.9	0	0	0	0	0	0	0	0	0	0	0
	64. 70.0 Plus	0	0	0	0	0	0	0	0	0	0	0
65. TOTAL FULL TIME (Lines 1-64)		289	18	7	56	1	1	39	5	152	4	6
2. OTHER THAN FULLTIME EMPLOYEES (Including temporary employees)												
66.OFFICIALS/ADMIN		0	0	0	0	0	0	0	0	0	0	0
67.PROFESSIONALS		98	1	2	18	0	0	8	6	61	0	2
68.TECHNICIANS		0	0	0	0	0	0	0	0	0	0	0
69.PROTECTIVE SERVICE		0	0	0	0	0	0	0	0	0	0	0
70.PARA-PROFESSIONAL		64	8	2	13	0	0	8	1	31	0	1
71.ADMIN. SUPPORT		1086	72	44	320	3	6	95	28	496	7	15
72.SKILLED CRAFT		0	0	0	0	0	0	0	0	0	0	0
73.SERVICE/MAINTENANCE		208	19	8	85	0	4	16	4	68	2	2
74. TOTAL OTHER THAN FULL TIME (Lines 66-73)		1456	100	56	436	3	10	127	39	656	9	20
3. NEW HIRES DURING FISCAL YEAR Permanent full time only JULY 1 - JUNE 30												
75.OFFICIALS/ADMIN		0	0	0	0	0	0	0	0	0	0	0
76.PROFESSIONALS		4	0	0	0	0	0	2	0	2	0	0
77.TECHNICIANS		0	0	0	0	0	0	0	0	0	0	0
78.PROTECTIVE SERVICE		0	0	0	0	0	0	0	0	0	0	0
79.PARA-PROFESSIONAL		0	0	0	0	0	0	0	0	0	0	0
80.ADMIN. SUPPORT		5	0	0	1	0	0	1	0	2	0	1
81.SKILLED CRAFT		1	0	0	1	0	0	0	0	0	0	0
82.SERVICE/MAINTENANCE		0	0	0	0	0	0	0	0	0	0	0
83. TOTAL NEW HIRES (Lines 75-82)		10	0	0	2	0	0	3	0	4	0	1

FUNCTION TYPE 3				
REMARKS (List National Crime Information Center (NCIC) number assigned to any Criminal Justice Agencies whose data are included in this report)				
LIST AGENCIES INCLUDED ON THIS FORM				
CERTIFICATION. I certify that the information given in this report is correct and true to the best of my knowledge and was reported in accordance with accompanying instructions. (Willfully false statements on this report are punishable by law, US Code, Title 18, Section 1001.)				
NAME OF PERSON TO CONTACT REGARDING THIS FORM			TITLE	
ADDRESS (Number and Street, City, State, Zip Code)			TELEPHONE NUMBER	Ext FAX NUMBER
DATE	EMAIL	TYPED NAME/TITLE OF AUTHORIZED OFFICIAL		SIGNATURE 


D. EMPLOYMENT DATA AS OF JUNE 30											FUNCTION TYPE 4	
(Do not include elected/appointed officials. Blanks will be counted as zero)												
1. FULL-TIME EMPLOYEES (Temporary employees are not included)												
JOB CATEGORIES	ANNUAL SALARY (In thousands 000)	TOTAL (COLUMNS B-K) A	MALE					FEMALE				
			NON-HISPANIC ORIGIN		HISPANIC D	ASIAN OR PACIFIC ISLANDER E	AMERICAN INDIAN OR ALASKAN NATIVE F	NON-HISPANIC ORIGIN		HISPANIC I	ASIAN OR PACIFIC ISLANDER J	AMERICAN INDIAN OR ALASKAN NATIVE K
			WHITE B	BLACK C				WHITE G	BLACK H			
Officials and Administrators	1. \$0.1-15.9	0	0	0	0	0	0	0	0	0	0	0
	2. 16.0-19.9	0	0	0	0	0	0	0	0	0	0	0
	3. 20.0-24.9	0	0	0	0	0	0	0	0	0	0	0
	4. 25.0-32.9	0	0	0	0	0	0	0	0	0	0	0
	5. 33.0-42.9	0	0	0	0	0	0	0	0	0	0	0
	6. 43.0-54.9	0	0	0	0	0	0	0	0	0	0	0
	7. 55.0-69.9	0	0	0	0	0	0	0	0	0	0	0
	8. 70.0 Plus	4	2	1	0	0	0	1	0	0	0	0
Professionals	9. \$0.1-15.9	0	0	0	0	0	0	0	0	0	0	0
	10. 16.0-19.9	0	0	0	0	0	0	0	0	0	0	0
	11. 20.0-24.9	0	0	0	0	0	0	0	0	0	0	0
	12. 25.0-32.9	10	1	0	2	0	0	3	0	4	0	0
	13. 33.0-42.9	26	5	0	4	0	0	6	1	10	0	0
	14. 43.0-54.9	31	6	0	4	0	1	7	0	12	0	1
	15. 55.0-69.9	13	4	1	3	0	0	3	0	2	0	0
	16. 70.0 Plus	12	4	0	3	0	0	2	0	2	1	0
Technicians	17. \$0.1-15.9	0	0	0	0	0	0	0	0	0	0	0
	18. 16.0-19.9	0	0	0	0	0	0	0	0	0	0	0
	19. 20.0-24.9	0	0	0	0	0	0	0	0	0	0	0
	20. 25.0-32.9	0	0	0	0	0	0	0	0	0	0	0
	21. 33.0-42.9	1	0	0	0	0	0	1	0	0	0	0
	22. 43.0-54.9	0	0	0	0	0	0	0	0	0	0	0
	23. 55.0-69.9	0	0	0	0	0	0	0	0	0	0	0
	24. 70.0 Plus	0	0	0	0	0	0	0	0	0	0	0
Protective Service Workers	25. \$0.1-15.9	0	0	0	0	0	0	0	0	0	0	0
	26. 16.0-19.9	0	0	0	0	0	0	0	0	0	0	0
	27. 20.0-24.9	35	13	2	11	1	0	4	0	4	0	0
	28. 25.0-32.9	11	5	0	3	0	0	1	0	1	0	1
	29. 33.0-42.9	92	30	2	37	4	1	6	0	12	0	0
	30. 43.0-54.9	871	444	12	278	8	6	58	0	63	0	2
	31. 55.0-69.9	124	71	1	32	0	0	15	1	4	0	0
	32. 70.0 Plus	51	28	1	19	0	0	1	0	2	0	0
Paraprofessionals	33. \$0.1-15.9	0	0	0	0	0	0	0	0	0	0	0
	34. 16.0-19.9	0	0	0	0	0	0	0	0	0	0	0
	35. 20.0-24.9	0	0	0	0	0	0	0	0	0	0	0
	36. 25.0-32.9	11	3	0	1	0	0	1	0	6	0	0
	37. 33.0-42.9	14	0	0	3	0	0	4	1	6	0	0
	38. 43.0-54.9	3	1	0	2	0	0	0	0	0	0	0
	39. 55.0-69.9	0	0	0	0	0	0	0	0	0	0	0
	40. 70.0 Plus	0	0	0	0	0	0	0	0	0	0	0
Administrative Support	41. \$0.1-15.9	0	0	0	0	0	0	0	0	0	0	0
	42. 16.0-19.9	0	0	0	0	0	0	0	0	0	0	0
	43. 20.0-24.9	5	0	0	1	0	0	0	0	3	1	0
	44. 25.0-32.9	92	3	0	10	1	1	23	2	50	0	2
	45. 33.0-42.9	137	7	1	13	0	2	36	1	74	0	3
	46. 43.0-54.9	2	0	0	1	0	0	0	0	1	0	0
	47. 55.0-69.9	0	0	0	0	0	0	0	0	0	0	0
	48. 70.0 Plus	0	0	0	0	0	0	0	0	0	0	0

D. EMPLOYMENT DATA AS OF JUNE 30 (Cont.)											FUNCTION TYPE 4	
(Do not include elected/appointed officials. Blanks will be counted as zero)												
1. FULL-TIME EMPLOYEES (Temporary employees are not included)												
JOB CATEGORIES	ANNUAL SALARY (In thousands 000)	TOTAL (COLUMNS B-K) A	MALE					FEMALE				
			NON-HISPANIC ORIGIN		HISPANIC	ASIAN OR PACIFIC ISLANDER	AMERICAN INDIAN OR ALASKAN NATIVE	NON-HISPANIC ORIGIN		HISPANIC	ASIAN OR PACIFIC ISLANDER	AMERICAN INDIAN OR ALASKAN NATIVE
			WHITE	BLACK				WHITE	BLACK			
			B	C	D	E	F	G	H	I	J	K
Skilled Craft Workers	49. \$0.1-15.9	0	0	0	0	0	0	0	0	0	0	0
	50. 16.0-19.9	0	0	0	0	0	0	0	0	0	0	0
	51. 20.0-24.9	0	0	0	0	0	0	0	0	0	0	0
	52. 25.0-32.9	0	0	0	0	0	0	0	0	0	0	0
	53. 33.0-42.9	0	0	0	0	0	0	0	0	0	0	0
	54. 43.0-54.9	0	0	0	0	0	0	0	0	0	0	0
	55. 55.0-69.9	0	0	0	0	0	0	0	0	0	0	0
	56. 70.0 Plus	0	0	0	0	0	0	0	0	0	0	0
Service-Maintenance	57. \$0.1-15.9	0	0	0	0	0	0	0	0	0	0	0
	58. 16.0-19.9	0	0	0	0	0	0	0	0	0	0	0
	59. 20.0-24.9	0	0	0	0	0	0	0	0	0	0	0
	60. 25.0-32.9	0	0	0	0	0	0	0	0	0	0	0
	61. 33.0-42.9	0	0	0	0	0	0	0	0	0	0	0
	62. 43.0-54.9	0	0	0	0	0	0	0	0	0	0	0
	63. 55.0-69.9	0	0	0	0	0	0	0	0	0	0	0
	64. 70.0 Plus	0	0	0	0	0	0	0	0	0	0	0
65. TOTAL FULL TIME (Lines 1-64)		1545	627	21	427	14	11	172	6	256	2	9
2. OTHER THAN FULLTIME EMPLOYEES (Including temporary employees)												
66.OFFICIALS/ADMIN		0	0	0	0	0	0	0	0	0	0	0
67.PROFESSIONALS		0	0	0	0	0	0	0	0	0	0	0
68.TECHNICIANS		0	0	0	0	0	0	0	0	0	0	0
69.PROTECTIVE SERVICE		234	50	6	92	0	1	37	5	43	0	0
70.PARA-PROFESSIONAL		2	1	0	0	0	0	0	0	0	0	1
71.ADMIN. SUPPORT		1	0	0	0	0	0	1	0	0	0	0
72.SKILLED CRAFT		0	0	0	0	0	0	0	0	0	0	0
73.SERVICE/MAINTENANCE		0	0	0	0	0	0	0	0	0	0	0
74. TOTAL OTHER THAN FULL TIME (Lines 66-73)		237	51	6	92	0	1	38	5	43	0	1
3. NEW HIRES DURING FISCAL YEAR Permanent full time only JULY 1 - JUNE 30												
75.OFFICIALS/ADMIN		0	0	0	0	0	0	0	0	0	0	0
76.PROFESSIONALS		3	0	0	2	0	0	0	0	1	0	0
77.TECHNICIANS		0	0	0	0	0	0	0	0	0	0	0
78.PROTECTIVE SERVICE		57	21	4	19	3	0	6	0	4	0	0
79.PARA-PROFESSIONAL		0	0	0	0	0	0	0	0	0	0	0
80.ADMIN. SUPPORT		13	1	0	0	0	0	3	0	8	1	0
81.SKILLED CRAFT		0	0	0	0	0	0	0	0	0	0	0
82.SERVICE/MAINTENANCE		0	0	0	0	0	0	0	0	0	0	0
83. TOTAL NEW HIRES (Lines 75-82)		73	22	4	21	3	0	9	0	13	1	0

FUNCTION TYPE 4				
REMARKS (List National Crime Information Center (NCIC) number assigned to any Criminal Justice Agencies whose data are included in this report)				
LIST AGENCIES INCLUDED ON THIS FORM				
CERTIFICATION. I certify that the information given in this report is correct and true to the best of my knowledge and was reported in accordance with accompanying instructions. (Willfully false statements on this report are punishable by law, US Code, Title 18, Section 1001.)				
NAME OF PERSON TO CONTACT REGARDING THIS FORM			TITLE	
ADDRESS (Number and Street, City, State, Zip Code)			TELEPHONE NUMBER	Ext FAX NUMBER
DATE	EMAIL	TYPED NAME/TITLE OF AUTHORIZED OFFICIAL		SIGNATURE 


D. EMPLOYMENT DATA AS OF JUNE 30											FUNCTION TYPE 5	
(Do not include elected/appointed officials. Blanks will be counted as zero)												
1. FULL-TIME EMPLOYEES (Temporary employees are not included)												
JOB CATEGORIES	ANNUAL SALARY (In thousands 000)	TOTAL (COLUMNS B-K) A	MALE					FEMALE				
			NON-HISPANIC ORIGIN		HISPANIC D	ASIAN OR PACIFIC ISLANDER E	AMERICAN INDIAN OR ALASKAN NATIVE F	NON-HISPANIC ORIGIN		HISPANIC I	ASIAN OR PACIFIC ISLANDER J	AMERICAN INDIAN OR ALASKAN NATIVE K
			WHITE B	BLACK C				WHITE G	BLACK H			
Officials and Administrators	1. \$0.1-15.9	0	0	0	0	0	0	0	0	0	0	0
	2. 16.0-19.9	0	0	0	0	0	0	0	0	0	0	0
	3. 20.0-24.9	0	0	0	0	0	0	0	0	0	0	0
	4. 25.0-32.9	0	0	0	0	0	0	0	0	0	0	0
	5. 33.0-42.9	0	0	0	0	0	0	0	0	0	0	0
	6. 43.0-54.9	0	0	0	0	0	0	0	0	0	0	0
	7. 55.0-69.9	0	0	0	0	0	0	0	0	0	0	0
	8. 70.0 Plus	0	0	0	0	0	0	0	0	0	0	0
Professionals	9. \$0.1-15.9	0	0	0	0	0	0	0	0	0	0	0
	10. 16.0-19.9	0	0	0	0	0	0	0	0	0	0	0
	11. 20.0-24.9	0	0	0	0	0	0	0	0	0	0	0
	12. 25.0-32.9	0	0	0	0	0	0	0	0	0	0	0
	13. 33.0-42.9	1	0	0	0	0	0	0	0	1	0	0
	14. 43.0-54.9	2	0	0	1	0	0	0	0	1	0	0
	15. 55.0-69.9	1	0	0	0	0	0	0	0	1	0	0
	16. 70.0 Plus	0	0	0	0	0	0	0	0	0	0	0
Technicians	17. \$0.1-15.9	0	0	0	0	0	0	0	0	0	0	0
	18. 16.0-19.9	0	0	0	0	0	0	0	0	0	0	0
	19. 20.0-24.9	0	0	0	0	0	0	0	0	0	0	0
	20. 25.0-32.9	0	0	0	0	0	0	0	0	0	0	0
	21. 33.0-42.9	0	0	0	0	0	0	0	0	0	0	0
	22. 43.0-54.9	0	0	0	0	0	0	0	0	0	0	0
	23. 55.0-69.9	0	0	0	0	0	0	0	0	0	0	0
	24. 70.0 Plus	0	0	0	0	0	0	0	0	0	0	0
Protective Service Workers	25. \$0.1-15.9	0	0	0	0	0	0	0	0	0	0	0
	26. 16.0-19.9	14	3	2	7	0	1	1	0	0	0	0
	27. 20.0-24.9	0	0	0	0	0	0	0	0	0	0	0
	28. 25.0-32.9	37	18	1	15	2	0	0	0	1	0	0
	29. 33.0-42.9	0	0	0	0	0	0	0	0	0	0	0
	30. 43.0-54.9	479	152	9	283	6	10	14	0	5	0	0
	31. 55.0-69.9	116	50	4	55	2	0	4	1	0	0	0
	32. 70.0 Plus	21	9	3	9	0	0	0	0	0	0	0
Paraprofessionals	33. \$0.1-15.9	0	0	0	0	0	0	0	0	0	0	0
	34. 16.0-19.9	0	0	0	0	0	0	0	0	0	0	0
	35. 20.0-24.9	0	0	0	0	0	0	0	0	0	0	0
	36. 25.0-32.9	0	0	0	0	0	0	0	0	0	0	0
	37. 33.0-42.9	0	0	0	0	0	0	0	0	0	0	0
	38. 43.0-54.9	0	0	0	0	0	0	0	0	0	0	0
	39. 55.0-69.9	1	0	0	1	0	0	0	0	0	0	0
	40. 70.0 Plus	0	0	0	0	0	0	0	0	0	0	0
Administrative Support	41. \$0.1-15.9	0	0	0	0	0	0	0	0	0	0	0
	42. 16.0-19.9	0	0	0	0	0	0	0	0	0	0	0
	43. 20.0-24.9	0	0	0	0	0	0	0	0	0	0	0
	44. 25.0-32.9	10	0	0	1	0	0	0	1	8	0	0
	45. 33.0-42.9	2	0	0	0	0	0	1	0	1	0	0
	46. 43.0-54.9	1	0	0	0	0	0	0	0	1	0	0
	47. 55.0-69.9	0	0	0	0	0	0	0	0	0	0	0
	48. 70.0 Plus	0	0	0	0	0	0	0	0	0	0	0

D. EMPLOYMENT DATA AS OF JUNE 30 (Cont.)											FUNCTION TYPE 5	
(Do not include elected/appointed officials. Blanks will be counted as zero)												
1. FULL-TIME EMPLOYEES (Temporary employees are not included)												
JOB CATEGORIES	ANNUAL SALARY (In thousands 000)	TOTAL (COLUMNS B-K) A	MALE					FEMALE				
			NON-HISPANIC ORIGIN		HISPANIC	ASIAN OR PACIFIC ISLANDER	AMERICAN INDIAN OR ALASKAN NATIVE	NON-HISPANIC ORIGIN		HISPANIC	ASIAN OR PACIFIC ISLANDER	AMERICAN INDIAN OR ALASKAN NATIVE
			WHITE	BLACK				WHITE	BLACK			
			B	C	D	E	F	G	H	I	J	K
Skilled Craft Workers	49. \$0.1-15.9	0	0	0	0	0	0	0	0	0	0	0
	50. 16.0-19.9	0	0	0	0	0	0	0	0	0	0	0
	51. 20.0-24.9	0	0	0	0	0	0	0	0	0	0	0
	52. 25.0-32.9	0	0	0	0	0	0	0	0	0	0	0
	53. 33.0-42.9	7	3	0	4	0	0	0	0	0	0	0
	54. 43.0-54.9	0	0	0	0	0	0	0	0	0	0	0
	55. 55.0-69.9	0	0	0	0	0	0	0	0	0	0	0
	56. 70.0 Plus	0	0	0	0	0	0	0	0	0	0	0
Service-Maintenance	57. \$0.1-15.9	0	0	0	0	0	0	0	0	0	0	0
	58. 16.0-19.9	0	0	0	0	0	0	0	0	0	0	0
	59. 20.0-24.9	0	0	0	0	0	0	0	0	0	0	0
	60. 25.0-32.9	0	0	0	0	0	0	0	0	0	0	0
	61. 33.0-42.9	2	0	0	2	0	0	0	0	0	0	0
	62. 43.0-54.9	0	0	0	0	0	0	0	0	0	0	0
	63. 55.0-69.9	0	0	0	0	0	0	0	0	0	0	0
	64. 70.0 Plus	0	0	0	0	0	0	0	0	0	0	0
65. TOTAL FULL TIME (Lines 1-64)		694	235	19	378	10	11	20	2	19	0	0
2. OTHER THAN FULLTIME EMPLOYEES (Including temporary employees)												
66.OFFICIALS/ADMIN		0	0	0	0	0	0	0	0	0	0	0
67.PROFESSIONALS		0	0	0	0	0	0	0	0	0	0	0
68.TECHNICIANS		0	0	0	0	0	0	0	0	0	0	0
69.PROTECTIVE SERVICE		0	0	0	0	0	0	0	0	0	0	0
70.PARA-PROFESSIONAL		0	0	0	0	0	0	0	0	0	0	0
71.ADMIN. SUPPORT		0	0	0	0	0	0	0	0	0	0	0
72.SKILLED CRAFT		0	0	0	0	0	0	0	0	0	0	0
73.SERVICE/MAINTENANCE		0	0	0	0	0	0	0	0	0	0	0
74. TOTAL OTHER THAN FULL TIME (Lines 66-73)		0	0	0	0	0	0	0	0	0	0	0
3. NEW HIRES DURING FISCAL YEAR Permanent full time only JULY 1 - JUNE 30												
75.OFFICIALS/ADMIN		0	0	0	0	0	0	0	0	0	0	0
76.PROFESSIONALS		0	0	0	0	0	0	0	0	0	0	0
77.TECHNICIANS		0	0	0	0	0	0	0	0	0	0	0
78.PROTECTIVE SERVICE		43	20	2	18	1	1	0	0	1	0	0
79.PARA-PROFESSIONAL		0	0	0	0	0	0	0	0	0	0	0
80.ADMIN. SUPPORT		0	0	0	0	0	0	0	0	0	0	0
81.SKILLED CRAFT		1	0	0	1	0	0	0	0	0	0	0
82.SERVICE/MAINTENANCE		0	0	0	0	0	0	0	0	0	0	0
83. TOTAL NEW HIRES (Lines 75-82)		44	20	2	19	1	1	0	0	1	0	0

FUNCTION TYPE 5				
REMARKS (List National Crime Information Center (NCIC) number assigned to any Criminal Justice Agencies whose data are included in this report)				
LIST AGENCIES INCLUDED ON THIS FORM				
CERTIFICATION. I certify that the information given in this report is correct and true to the best of my knowledge and was reported in accordance with accompanying instructions. (Willfully false statements on this report are punishable by law, US Code, Title 18, Section 1001.)				
NAME OF PERSON TO CONTACT REGARDING THIS FORM			TITLE	
ADDRESS (Number and Street, City, State, Zip Code)			TELEPHONE NUMBER	Ext FAX NUMBER
DATE	EMAIL	TYPED NAME/TITLE OF AUTHORIZED OFFICIAL		SIGNATURE 


D. EMPLOYMENT DATA AS OF JUNE 30											FUNCTION TYPE 6	
(Do not include elected/appointed officials. Blanks will be counted as zero)												
1. FULL-TIME EMPLOYEES (Temporary employees are not included)												
JOB CATEGORIES	ANNUAL SALARY (In thousands 000)	TOTAL (COLUMNS B-K) A	MALE					FEMALE				
			NON-HISPANIC ORIGIN		HISPANIC D	ASIAN OR PACIFIC ISLANDER E	AMERICAN INDIAN OR ALASKAN NATIVE F	NON-HISPANIC ORIGIN		HISPANIC I	ASIAN OR PACIFIC ISLANDER J	AMERICAN INDIAN OR ALASKAN NATIVE K
			WHITE B	BLACK C				WHITE G	BLACK H			
Officials and Administrators	1. \$0.1-15.9	0	0	0	0	0	0	0	0	0	0	0
	2. 16.0-19.9	0	0	0	0	0	0	0	0	0	0	0
	3. 20.0-24.9	0	0	0	0	0	0	0	0	0	0	0
	4. 25.0-32.9	0	0	0	0	0	0	0	0	0	0	0
	5. 33.0-42.9	0	0	0	0	0	0	0	0	0	0	0
	6. 43.0-54.9	1	0	0	1	0	0	0	0	0	0	0
	7. 55.0-69.9	4	0	0	0	0	0	3	0	1	0	0
	8. 70.0 Plus	3	0	0	0	0	0	1	0	2	0	0
Professionals	9. \$0.1-15.9	0	0	0	0	0	0	0	0	0	0	0
	10. 16.0-19.9	0	0	0	0	0	0	0	0	0	0	0
	11. 20.0-24.9	0	0	0	0	0	0	0	0	0	0	0
	12. 25.0-32.9	28	8	0	1	0	1	12	1	4	0	1
	13. 33.0-42.9	53	17	1	13	0	0	10	0	12	0	0
	14. 43.0-54.9	78	26	0	6	0	0	37	0	8	1	0
	15. 55.0-69.9	28	10	0	8	0	0	6	0	3	1	0
	16. 70.0 Plus	13	5	0	1	0	0	5	0	2	0	0
Technicians	17. \$0.1-15.9	0	0	0	0	0	0	0	0	0	0	0
	18. 16.0-19.9	0	0	0	0	0	0	0	0	0	0	0
	19. 20.0-24.9	0	0	0	0	0	0	0	0	0	0	0
	20. 25.0-32.9	0	0	0	0	0	0	0	0	0	0	0
	21. 33.0-42.9	1	0	0	1	0	0	0	0	0	0	0
	22. 43.0-54.9	0	0	0	0	0	0	0	0	0	0	0
	23. 55.0-69.9	0	0	0	0	0	0	0	0	0	0	0
	24. 70.0 Plus	0	0	0	0	0	0	0	0	0	0	0
Protective Service Workers	25. \$0.1-15.9	0	0	0	0	0	0	0	0	0	0	0
	26. 16.0-19.9	0	0	0	0	0	0	0	0	0	0	0
	27. 20.0-24.9	0	0	0	0	0	0	0	0	0	0	0
	28. 25.0-32.9	0	0	0	0	0	0	0	0	0	0	0
	29. 33.0-42.9	2	1	0	1	0	0	0	0	0	0	0
	30. 43.0-54.9	0	0	0	0	0	0	0	0	0	0	0
	31. 55.0-69.9	0	0	0	0	0	0	0	0	0	0	0
	32. 70.0 Plus	0	0	0	0	0	0	0	0	0	0	0
Paraprofessionals	33. \$0.1-15.9	0	0	0	0	0	0	0	0	0	0	0
	34. 16.0-19.9	0	0	0	0	0	0	0	0	0	0	0
	35. 20.0-24.9	0	0	0	0	0	0	0	0	0	0	0
	36. 25.0-32.9	1	1	0	0	0	0	0	0	0	0	0
	37. 33.0-42.9	7	1	0	1	0	0	4	0	1	0	0
	38. 43.0-54.9	0	0	0	0	0	0	0	0	0	0	0
	39. 55.0-69.9	0	0	0	0	0	0	0	0	0	0	0
	40. 70.0 Plus	0	0	0	0	0	0	0	0	0	0	0
Administrative Support	41. \$0.1-15.9	0	0	0	0	0	0	0	0	0	0	0
	42. 16.0-19.9	0	0	0	0	0	0	0	0	0	0	0
	43. 20.0-24.9	0	0	0	0	0	0	0	0	0	0	0
	44. 25.0-32.9	39	4	0	1	0	1	18	1	14	0	0
	45. 33.0-42.9	13	1	0	6	0	0	1	0	5	0	0
	46. 43.0-54.9	4	0	0	0	0	0	1	0	3	0	0
	47. 55.0-69.9	0	0	0	0	0	0	0	0	0	0	0
	48. 70.0 Plus	0	0	0	0	0	0	0	0	0	0	0

D. EMPLOYMENT DATA AS OF JUNE 30 (Cont.)											FUNCTION TYPE 6	
(Do not include elected/appointed officials. Blanks will be counted as zero)												
1. FULL-TIME EMPLOYEES (Temporary employees are not included)												
JOB CATEGORIES	ANNUAL SALARY (In thousands 000)	TOTAL (COLUMNS B-K) A	MALE					FEMALE				
			NON-HISPANIC ORIGIN		HISPANIC	ASIAN OR PACIFIC ISLANDER	AMERICAN INDIAN OR ALASKAN NATIVE	NON-HISPANIC ORIGIN		HISPANIC	ASIAN OR PACIFIC ISLANDER	AMERICAN INDIAN OR ALASKAN NATIVE
			WHITE	BLACK				WHITE	BLACK			
			B	C	D	E	F	G	H	I	J	K
Skilled Craft Workers	49. \$0.1-15.9	0	0	0	0	0	0	0	0	0	0	0
	50. 16.0-19.9	0	0	0	0	0	0	0	0	0	0	0
	51. 20.0-24.9	0	0	0	0	0	0	0	0	0	0	0
	52. 25.0-32.9	19	5	0	5	0	0	6	0	3	0	0
	53. 33.0-42.9	87	14	2	46	1	2	17	0	5	0	0
	54. 43.0-54.9	0	0	0	0	0	0	0	0	0	0	0
	55. 55.0-69.9	0	0	0	0	0	0	0	0	0	0	0
	56. 70.0 Plus	0	0	0	0	0	0	0	0	0	0	0
Service-Maintenance	57. \$0.1-15.9	0	0	0	0	0	0	0	0	0	0	0
	58. 16.0-19.9	4	0	0	4	0	0	0	0	0	0	0
	59. 20.0-24.9	1	0	0	1	0	0	0	0	0	0	0
	60. 25.0-32.9	47	4	0	33	0	1	1	0	8	0	0
	61. 33.0-42.9	7	0	0	3	0	1	2	0	1	0	0
	62. 43.0-54.9	3	0	0	3	0	0	0	0	0	0	0
	63. 55.0-69.9	0	0	0	0	0	0	0	0	0	0	0
	64. 70.0 Plus	0	0	0	0	0	0	0	0	0	0	0
65. TOTAL FULL TIME (Lines 1-64)		443	97	3	135	1	6	124	2	72	2	1
2. OTHER THAN FULLTIME EMPLOYEES (Including temporary employees)												
66.OFFICIALS/ADMIN		0	0	0	0	0	0	0	0	0	0	0
67.PROFESSIONALS		18	2	0	1	0	0	10	0	5	0	0
68.TECHNICIANS		7	3	0	0	0	0	2	0	2	0	0
69.PROTECTIVE SERVICE		0	0	0	0	0	0	0	0	0	0	0
70.PARA-PROFESSIONAL		370	128	3	65	3	4	108	3	52	3	1
71.ADMIN. SUPPORT		251	47	1	73	3	4	68	2	50	1	2
72.SKILLED CRAFT		13	1	1	10	0	0	1	0	0	0	0
73.SERVICE/MAINTENANCE		148	43	0	50	0	1	31	5	15	1	2
74. TOTAL OTHER THAN FULL TIME (Lines 66-73)		807	224	5	199	6	9	220	10	124	5	5
3. NEW HIRES DURING FISCAL YEAR Permanent full time only JULY 1 - JUNE 30												
75.OFFICIALS/ADMIN		0	0	0	0	0	0	0	0	0	0	0
76.PROFESSIONALS		17	6	0	4	0	0	4	0	2	1	0
77.TECHNICIANS		0	0	0	0	0	0	0	0	0	0	0
78.PROTECTIVE SERVICE		1	1	0	0	0	0	0	0	0	0	0
79.PARA-PROFESSIONAL		0	0	0	0	0	0	0	0	0	0	0
80.ADMIN. SUPPORT		3	1	0	1	0	0	1	0	0	0	0
81.SKILLED CRAFT		5	2	0	1	0	0	2	0	0	0	0
82.SERVICE/MAINTENANCE		4	0	0	3	0	0	0	0	1	0	0
83. TOTAL NEW HIRES (Lines 75-82)		30	10	0	9	0	0	7	0	3	1	0

FUNCTION TYPE 6				
REMARKS (List National Crime Information Center (NCIC) number assigned to any Criminal Justice Agencies whose data are included in this report)				
LIST AGENCIES INCLUDED ON THIS FORM				
CERTIFICATION. I certify that the information given in this report is correct and true to the best of my knowledge and was reported in accordance with accompanying instructions. (Willfully false statements on this report are punishable by law, US Code, Title 18, Section 1001.)				
NAME OF PERSON TO CONTACT REGARDING THIS FORM		TITLE		
ADDRESS (Number and Street, City, State, Zip Code)		TELEPHONE NUMBER	Ext	FAX NUMBER
DATE	EMAIL	TYPED NAME/TITLE OF AUTHORIZED OFFICIAL		SIGNATURE 


D. EMPLOYMENT DATA AS OF JUNE 30											FUNCTION TYPE 8	
(Do not include elected/appointed officials. Blanks will be counted as zero)												
1. FULL-TIME EMPLOYEES (Temporary employees are not included)												
JOB CATEGORIES	ANNUAL SALARY (In thousands 000)	TOTAL (COLUMNS B-K) A	MALE					FEMALE				
			NON-HISPANIC ORIGIN		HISPANIC D	ASIAN OR PACIFIC ISLANDER E	AMERICAN INDIAN OR ALASKAN NATIVE F	NON-HISPANIC ORIGIN		HISPANIC I	ASIAN OR PACIFIC ISLANDER J	AMERICAN INDIAN OR ALASKAN NATIVE K
			WHITE B	BLACK C				WHITE G	BLACK H			
Officials and Administrators	1. \$0.1-15.9	0	0	0	0	0	0	0	0	0	0	0
	2. 16.0-19.9	0	0	0	0	0	0	0	0	0	0	0
	3. 20.0-24.9	0	0	0	0	0	0	0	0	0	0	0
	4. 25.0-32.9	0	0	0	0	0	0	0	0	0	0	0
	5. 33.0-42.9	0	0	0	0	0	0	0	0	0	0	0
	6. 43.0-54.9	3	0	0	3	0	0	0	0	0	0	0
	7. 55.0-69.9	1	0	0	1	0	0	0	0	0	0	0
	8. 70.0 Plus	9	3	0	2	0	0	3	0	1	0	0
Professionals	9. \$0.1-15.9	0	0	0	0	0	0	0	0	0	0	0
	10. 16.0-19.9	0	0	0	0	0	0	0	0	0	0	0
	11. 20.0-24.9	0	0	0	0	0	0	0	0	0	0	0
	12. 25.0-32.9	5	0	0	1	0	0	2	0	2	0	0
	13. 33.0-42.9	21	1	1	7	1	0	6	0	4	0	1
	14. 43.0-54.9	41	13	0	12	0	0	13	0	3	0	0
	15. 55.0-69.9	13	3	0	6	0	0	2	0	2	0	0
	16. 70.0 Plus	11	3	0	2	0	0	5	0	1	0	0
Technicians	17. \$0.1-15.9	0	0	0	0	0	0	0	0	0	0	0
	18. 16.0-19.9	0	0	0	0	0	0	0	0	0	0	0
	19. 20.0-24.9	0	0	0	0	0	0	0	0	0	0	0
	20. 25.0-32.9	0	0	0	0	0	0	0	0	0	0	0
	21. 33.0-42.9	0	0	0	0	0	0	0	0	0	0	0
	22. 43.0-54.9	0	0	0	0	0	0	0	0	0	0	0
	23. 55.0-69.9	0	0	0	0	0	0	0	0	0	0	0
	24. 70.0 Plus	0	0	0	0	0	0	0	0	0	0	0
Protective Service Workers	25. \$0.1-15.9	0	0	0	0	0	0	0	0	0	0	0
	26. 16.0-19.9	0	0	0	0	0	0	0	0	0	0	0
	27. 20.0-24.9	4	0	0	3	0	0	1	0	0	0	0
	28. 25.0-32.9	19	2	0	13	0	0	3	1	0	0	0
	29. 33.0-42.9	3	0	0	2	0	0	0	0	1	0	0
	30. 43.0-54.9	0	0	0	0	0	0	0	0	0	0	0
	31. 55.0-69.9	0	0	0	0	0	0	0	0	0	0	0
	32. 70.0 Plus	0	0	0	0	0	0	0	0	0	0	0
Paraprofessionals	33. \$0.1-15.9	0	0	0	0	0	0	0	0	0	0	0
	34. 16.0-19.9	0	0	0	0	0	0	0	0	0	0	0
	35. 20.0-24.9	0	0	0	0	0	0	0	0	0	0	0
	36. 25.0-32.9	0	0	0	0	0	0	0	0	0	0	0
	37. 33.0-42.9	1	0	0	0	0	0	1	0	0	0	0
	38. 43.0-54.9	0	0	0	0	0	0	0	0	0	0	0
	39. 55.0-69.9	0	0	0	0	0	0	0	0	0	0	0
	40. 70.0 Plus	0	0	0	0	0	0	0	0	0	0	0
Administrative Support	41. \$0.1-15.9	0	0	0	0	0	0	0	0	0	0	0
	42. 16.0-19.9	0	0	0	0	0	0	0	0	0	0	0
	43. 20.0-24.9	1	0	0	0	0	0	1	0	0	0	0
	44. 25.0-32.9	15	1	0	2	0	0	2	0	10	0	0
	45. 33.0-42.9	5	0	0	0	0	0	0	0	5	0	0
	46. 43.0-54.9	1	0	0	0	0	0	0	0	1	0	0
	47. 55.0-69.9	0	0	0	0	0	0	0	0	0	0	0
	48. 70.0 Plus	0	0	0	0	0	0	0	0	0	0	0

D. EMPLOYMENT DATA AS OF JUNE 30 (Cont.)											FUNCTION TYPE 8	
(Do not include elected/appointed officials. Blanks will be counted as zero)												
1. FULL-TIME EMPLOYEES (Temporary employees are not included)												
JOB CATEGORIES	ANNUAL SALARY (In thousands 000)	TOTAL (COLUMNS B-K) A	MALE					FEMALE				
			NON-HISPANIC ORIGIN		HISPANIC	ASIAN OR PACIFIC ISLANDER	AMERICAN INDIAN OR ALASKAN NATIVE	NON-HISPANIC ORIGIN		HISPANIC	ASIAN OR PACIFIC ISLANDER	AMERICAN INDIAN OR ALASKAN NATIVE
			WHITE	BLACK				WHITE	BLACK			
			B	C	D	E	F	G	H	I	J	K
Skilled Craft Workers	49. \$0.1-15.9	0	0	0	0	0	0	0	0	0	0	0
	50. 16.0-19.9	0	0	0	0	0	0	0	0	0	0	0
	51. 20.0-24.9	0	0	0	0	0	0	0	0	0	0	0
	52. 25.0-32.9	5	2	0	1	0	0	2	0	0	0	0
	53. 33.0-42.9	0	0	0	0	0	0	0	0	0	0	0
	54. 43.0-54.9	0	0	0	0	0	0	0	0	0	0	0
	55. 55.0-69.9	0	0	0	0	0	0	0	0	0	0	0
	56. 70.0 Plus	1	1	0	0	0	0	0	0	0	0	0
Service-Maintenance	57. \$0.1-15.9	0	0	0	0	0	0	0	0	0	0	0
	58. 16.0-19.9	11	1	0	3	0	0	5	0	2	0	0
	59. 20.0-24.9	0	0	0	0	0	0	0	0	0	0	0
	60. 25.0-32.9	25	2	2	9	0	0	6	1	5	0	0
	61. 33.0-42.9	17	3	0	2	0	0	6	0	6	0	0
	62. 43.0-54.9	0	0	0	0	0	0	0	0	0	0	0
	63. 55.0-69.9	0	0	0	0	0	0	0	0	0	0	0
	64. 70.0 Plus	0	0	0	0	0	0	0	0	0	0	0
65. TOTAL FULL TIME (Lines 1-64)		212	35	3	69	1	0	58	2	43	0	1
2. OTHER THAN FULLTIME EMPLOYEES (Including temporary employees)												
66.OFFICIALS/ADMIN		1	0	0	0	0	0	0	0	1	0	0
67.PROFESSIONALS		0	0	0	0	0	0	0	0	0	0	0
68.TECHNICIANS		0	0	0	0	0	0	0	0	0	0	0
69.PROTECTIVE SERVICE		0	0	0	0	0	0	0	0	0	0	0
70.PARA-PROFESSIONAL		2	1	0	0	0	0	1	0	0	0	0
71.ADMIN. SUPPORT		1	0	0	0	0	0	0	1	0	0	0
72.SKILLED CRAFT		0	0	0	0	0	0	0	0	0	0	0
73.SERVICE/MAINTENANCE		0	0	0	0	0	0	0	0	0	0	0
74. TOTAL OTHER THAN FULL TIME (Lines 66-73)		4	1	0	0	0	0	1	1	1	0	0
3. NEW HIRES DURING FISCAL YEAR Permanent full time only JULY 1 - JUNE 30												
75.OFFICIALS/ADMIN		0	0	0	0	0	0	0	0	0	0	0
76.PROFESSIONALS		8	1	0	2	0	0	5	0	0	0	0
77.TECHNICIANS		0	0	0	0	0	0	0	0	0	0	0
78.PROTECTIVE SERVICE		5	0	0	4	0	0	1	0	0	0	0
79.PARA-PROFESSIONAL		0	0	0	0	0	0	0	0	0	0	0
80.ADMIN. SUPPORT		2	1	0	0	0	0	1	0	0	0	0
81.SKILLED CRAFT		0	0	0	0	0	0	0	0	0	0	0
82.SERVICE/MAINTENANCE		10	1	0	2	0	0	4	0	3	0	0
83. TOTAL NEW HIRES (Lines 75-82)		25	3	0	8	0	0	11	0	3	0	0

FUNCTION TYPE 8				
REMARKS (List National Crime Information Center (NCIC) number assigned to any Criminal Justice Agencies whose data are included in this report)				
LIST AGENCIES INCLUDED ON THIS FORM				
CERTIFICATION. I certify that the information given in this report is correct and true to the best of my knowledge and was reported in accordance with accompanying instructions. (Willfully false statements on this report are punishable by law, US Code, Title 18, Section 1001.)				
NAME OF PERSON TO CONTACT REGARDING THIS FORM			TITLE	
ADDRESS (Number and Street, City, State, Zip Code)			TELEPHONE NUMBER	Ext FAX NUMBER
DATE	EMAIL	TYPED NAME/TITLE OF AUTHORIZED OFFICIAL		SIGNATURE 


D. EMPLOYMENT DATA AS OF JUNE 30											FUNCTION TYPE 9	
(Do not include elected/appointed officials. Blanks will be counted as zero)												
1. FULL-TIME EMPLOYEES (Temporary employees are not included)												
JOB CATEGORIES	ANNUAL SALARY (In thousands 000)	TOTAL (COLUMNS B-K) A	MALE					FEMALE				
			NON-HISPANIC ORIGIN		HISPANIC D	ASIAN OR PACIFIC ISLANDER E	AMERICAN INDIAN OR ALASKAN NATIVE F	NON-HISPANIC ORIGIN		HISPANIC I	ASIAN OR PACIFIC ISLANDER J	AMERICAN INDIAN OR ALASKAN NATIVE K
			WHITE B	BLACK C				WHITE G	BLACK H			
Officials and Administrators	1. \$0.1-15.9	0	0	0	0	0	0	0	0	0	0	0
	2. 16.0-19.9	0	0	0	0	0	0	0	0	0	0	0
	3. 20.0-24.9	0	0	0	0	0	0	0	0	0	0	0
	4. 25.0-32.9	0	0	0	0	0	0	0	0	0	0	0
	5. 33.0-42.9	0	0	0	0	0	0	0	0	0	0	0
	6. 43.0-54.9	0	0	0	0	0	0	0	0	0	0	0
	7. 55.0-69.9	0	0	0	0	0	0	0	0	0	0	0
	8. 70.0 Plus	1	1	0	0	0	0	0	0	0	0	0
Professionals	9. \$0.1-15.9	0	0	0	0	0	0	0	0	0	0	0
	10. 16.0-19.9	0	0	0	0	0	0	0	0	0	0	0
	11. 20.0-24.9	0	0	0	0	0	0	0	0	0	0	0
	12. 25.0-32.9	15	0	0	0	0	2	0	11	0	2	2
	13. 33.0-42.9	25	3	0	5	0	7	0	10	0	0	0
	14. 43.0-54.9	16	2	0	2	0	3	0	8	1	0	0
	15. 55.0-69.9	8	2	0	3	0	1	0	2	0	0	0
	16. 70.0 Plus	0	0	0	0	0	0	0	0	0	0	0
Technicians	17. \$0.1-15.9	0	0	0	0	0	0	0	0	0	0	0
	18. 16.0-19.9	0	0	0	0	0	0	0	0	0	0	0
	19. 20.0-24.9	0	0	0	0	0	0	0	0	0	0	0
	20. 25.0-32.9	0	0	0	0	0	0	0	0	0	0	0
	21. 33.0-42.9	1	0	0	0	0	1	0	0	0	0	0
	22. 43.0-54.9	0	0	0	0	0	0	0	0	0	0	0
	23. 55.0-69.9	0	0	0	0	0	0	0	0	0	0	0
	24. 70.0 Plus	0	0	0	0	0	0	0	0	0	0	0
Protective Service Workers	25. \$0.1-15.9	0	0	0	0	0	0	0	0	0	0	0
	26. 16.0-19.9	0	0	0	0	0	0	0	0	0	0	0
	27. 20.0-24.9	0	0	0	0	0	0	0	0	0	0	0
	28. 25.0-32.9	0	0	0	0	0	0	0	0	0	0	0
	29. 33.0-42.9	0	0	0	0	0	0	0	0	0	0	0
	30. 43.0-54.9	0	0	0	0	0	0	0	0	0	0	0
	31. 55.0-69.9	0	0	0	0	0	0	0	0	0	0	0
	32. 70.0 Plus	0	0	0	0	0	0	0	0	0	0	0
Paraprofessionals	33. \$0.1-15.9	0	0	0	0	0	0	0	0	0	0	0
	34. 16.0-19.9	0	0	0	0	0	0	0	0	0	0	0
	35. 20.0-24.9	0	0	0	0	0	0	0	0	0	0	0
	36. 25.0-32.9	0	0	0	0	0	0	0	0	0	0	0
	37. 33.0-42.9	26	3	0	0	0	3	0	20	0	0	0
	38. 43.0-54.9	0	0	0	0	0	0	0	0	0	0	0
	39. 55.0-69.9	0	0	0	0	0	0	0	0	0	0	0
	40. 70.0 Plus	0	0	0	0	0	0	0	0	0	0	0
Administrative Support	41. \$0.1-15.9	0	0	0	0	0	0	0	0	0	0	0
	42. 16.0-19.9	0	0	0	0	0	0	0	0	0	0	0
	43. 20.0-24.9	2	0	0	1	0	0	0	0	1	0	0
	44. 25.0-32.9	33	0	0	0	0	7	0	0	24	2	2
	45. 33.0-42.9	6	0	0	2	0	0	0	0	4	0	0
	46. 43.0-54.9	2	0	0	0	0	0	0	2	0	0	0
	47. 55.0-69.9	0	0	0	0	0	0	0	0	0	0	0
	48. 70.0 Plus	0	0	0	0	0	0	0	0	0	0	0

D. EMPLOYMENT DATA AS OF JUNE 30 (Cont.)											FUNCTION TYPE 9	
(Do not include elected/appointed officials. Blanks will be counted as zero)												
1. FULL-TIME EMPLOYEES (Temporary employees are not included)												
JOB CATEGORIES	ANNUAL SALARY (In thousands 000)	TOTAL (COLUMNS B-K) A	MALE					FEMALE				
			NON-HISPANIC ORIGIN		HISPANIC	ASIAN OR PACIFIC ISLANDER	AMERICAN INDIAN OR ALASKAN NATIVE	NON-HISPANIC ORIGIN		HISPANIC	ASIAN OR PACIFIC ISLANDER	AMERICAN INDIAN OR ALASKAN NATIVE
			WHITE	BLACK				WHITE	BLACK			
			B	C	D	E	F	G	H	I	J	K
Skilled Craft Workers	49. \$0.1-15.9	0	0	0	0	0	0	0	0	0	0	0
	50. 16.0-19.9	0	0	0	0	0	0	0	0	0	0	0
	51. 20.0-24.9	1	0	0	0	1	0	0	0	0	0	0
	52. 25.0-32.9	3	1	0	2	0	0	0	0	0	0	0
	53. 33.0-42.9	10	3	0	6	1	0	0	0	0	0	0
	54. 43.0-54.9	0	0	0	0	0	0	0	0	0	0	0
	55. 55.0-69.9	0	0	0	0	0	0	0	0	0	0	0
	56. 70.0 Plus	0	0	0	0	0	0	0	0	0	0	0
Service-Maintenance	57. \$0.1-15.9	0	0	0	0	0	0	0	0	0	0	0
	58. 16.0-19.9	0	0	0	0	0	0	0	0	0	0	0
	59. 20.0-24.9	0	0	0	0	0	0	0	0	0	0	0
	60. 25.0-32.9	2	0	0	1	0	0	0	0	1	0	0
	61. 33.0-42.9	0	0	0	0	0	0	0	0	0	0	0
	62. 43.0-54.9	0	0	0	0	0	0	0	0	0	0	0
	63. 55.0-69.9	0	0	0	0	0	0	0	0	0	0	0
	64. 70.0 Plus	0	0	0	0	0	0	0	0	0	0	0
65. TOTAL FULL TIME (Lines 1-64)		151	15	0	22	2	0	24	0	59	25	4
2. OTHER THAN FULLTIME EMPLOYEES (Including temporary employees)												
66.OFFICIALS/ADMIN		0	0	0	0	0	0	0	0	0	0	0
67.PROFESSIONALS		0	0	0	0	0	0	0	0	0	0	0
68.TECHNICIANS		1	0	0	1	0	0	0	0	0	0	0
69.PROTECTIVE SERVICE		0	0	0	0	0	0	0	0	0	0	0
70.PARA-PROFESSIONAL		156	4	0	20	0	0	19	2	106	0	5
71.ADMIN. SUPPORT		29	3	0	8	0	0	2	0	16	0	0
72.SKILLED CRAFT		2	1	0	1	0	0	0	0	0	0	0
73.SERVICE/MAINTENANCE		0	0	0	0	0	0	0	0	0	0	0
74. TOTAL OTHER THAN FULL TIME (Lines 66-73)		188	8	0	30	0	0	21	2	122	0	5
3. NEW HIRES DURING FISCAL YEAR Permanent full time only JULY 1 - JUNE 30												
75.OFFICIALS/ADMIN		0	0	0	0	0	0	0	0	0	0	0
76.PROFESSIONALS		6	0	0	1	0	0	2	0	3	0	0
77.TECHNICIANS		0	0	0	0	0	0	0	0	0	0	0
78.PROTECTIVE SERVICE		0	0	0	0	0	0	0	0	0	0	0
79.PARA-PROFESSIONAL		0	0	0	0	0	0	0	0	0	0	0
80.ADMIN. SUPPORT		1	0	0	0	0	0	0	0	1	0	0
81.SKILLED CRAFT		2	1	0	0	1	0	0	0	0	0	0
82.SERVICE/MAINTENANCE		0	0	0	0	0	0	0	0	0	0	0
83. TOTAL NEW HIRES (Lines 75-82)		9	1	0	1	1	0	2	0	4	0	0

FUNCTION TYPE 9				
REMARKS (List National Crime Information Center (NCIC) number assigned to any Criminal Justice Agencies whose data are included in this report)				
LIST AGENCIES INCLUDED ON THIS FORM				
CERTIFICATION. I certify that the information given in this report is correct and true to the best of my knowledge and was reported in accordance with accompanying instructions. (Willfully false statements on this report are punishable by law, US Code, Title 18, Section 1001.)				
NAME OF PERSON TO CONTACT REGARDING THIS FORM			TITLE	
ADDRESS (Number and Street, City, State, Zip Code)			TELEPHONE NUMBER	Ext FAX NUMBER
DATE	EMAIL	TYPED NAME/TITLE OF AUTHORIZED OFFICIAL		SIGNATURE 


D. EMPLOYMENT DATA AS OF JUNE 30											FUNCTION TYPE 10	
(Do not include elected/appointed officials. Blanks will be counted as zero)												
1. FULL-TIME EMPLOYEES (Temporary employees are not included)												
JOB CATEGORIES	ANNUAL SALARY (In thousands 000)	TOTAL (COLUMNS B-K) A	MALE					FEMALE				
			NON-HISPANIC ORIGIN		HISPANIC D	ASIAN OR PACIFIC ISLANDER E	AMERICAN INDIAN OR ALASKAN NATIVE F	NON-HISPANIC ORIGIN		HISPANIC I	ASIAN OR PACIFIC ISLANDER J	AMERICAN INDIAN OR ALASKAN NATIVE K
			WHITE B	BLACK C				WHITE G	BLACK H			
Officials and Administrators	1. \$0.1-15.9	0	0	0	0	0	0	0	0	0	0	0
	2. 16.0-19.9	0	0	0	0	0	0	0	0	0	0	0
	3. 20.0-24.9	0	0	0	0	0	0	0	0	0	0	0
	4. 25.0-32.9	0	0	0	0	0	0	0	0	0	0	0
	5. 33.0-42.9	0	0	0	0	0	0	0	0	0	0	0
	6. 43.0-54.9	0	0	0	0	0	0	0	0	0	0	0
	7. 55.0-69.9	0	0	0	0	0	0	0	0	0	0	0
	8. 70.0 Plus	2	0	0	1	0	0	1	0	0	0	0
Professionals	9. \$0.1-15.9	0	0	0	0	0	0	0	0	0	0	0
	10. 16.0-19.9	0	0	0	0	0	0	0	0	0	0	0
	11. 20.0-24.9	0	0	0	0	0	0	0	0	0	0	0
	12. 25.0-32.9	0	0	0	0	0	0	0	0	0	0	0
	13. 33.0-42.9	20	11	0	2	0	1	4	0	1	1	0
	14. 43.0-54.9	28	8	1	7	0	0	8	0	3	0	1
	15. 55.0-69.9	10	4	1	1	0	0	1	0	2	0	1
	16. 70.0 Plus	14	8	0	4	0	0	1	0	1	0	0
Technicians	17. \$0.1-15.9	0	0	0	0	0	0	0	0	0	0	0
	18. 16.0-19.9	0	0	0	0	0	0	0	0	0	0	0
	19. 20.0-24.9	0	0	0	0	0	0	0	0	0	0	0
	20. 25.0-32.9	1	1	0	0	0	0	0	0	0	0	0
	21. 33.0-42.9	36	10	0	17	0	1	1	0	7	0	0
	22. 43.0-54.9	17	6	0	11	0	0	0	0	0	0	0
	23. 55.0-69.9	4	2	0	2	0	0	0	0	0	0	0
	24. 70.0 Plus	0	0	0	0	0	0	0	0	0	0	0
Protective Service Workers	25. \$0.1-15.9	0	0	0	0	0	0	0	0	0	0	0
	26. 16.0-19.9	0	0	0	0	0	0	0	0	0	0	0
	27. 20.0-24.9	0	0	0	0	0	0	0	0	0	0	0
	28. 25.0-32.9	0	0	0	0	0	0	0	0	0	0	0
	29. 33.0-42.9	1	0	0	1	0	0	0	0	0	0	0
	30. 43.0-54.9	0	0	0	0	0	0	0	0	0	0	0
	31. 55.0-69.9	0	0	0	0	0	0	0	0	0	0	0
	32. 70.0 Plus	0	0	0	0	0	0	0	0	0	0	0
Paraprofessionals	33. \$0.1-15.9	0	0	0	0	0	0	0	0	0	0	0
	34. 16.0-19.9	0	0	0	0	0	0	0	0	0	0	0
	35. 20.0-24.9	0	0	0	0	0	0	0	0	0	0	0
	36. 25.0-32.9	1	1	0	0	0	0	0	0	0	0	0
	37. 33.0-42.9	3	2	0	0	0	0	1	0	0	0	0
	38. 43.0-54.9	5	3	0	0	0	0	0	0	2	0	0
	39. 55.0-69.9	0	0	0	0	0	0	0	0	0	0	0
	40. 70.0 Plus	0	0	0	0	0	0	0	0	0	0	0
Administrative Support	41. \$0.1-15.9	0	0	0	0	0	0	0	0	0	0	0
	42. 16.0-19.9	0	0	0	0	0	0	0	0	0	0	0
	43. 20.0-24.9	0	0	0	0	0	0	0	0	0	0	0
	44. 25.0-32.9	20	1	0	3	0	0	3	1	12	0	0
	45. 33.0-42.9	14	0	0	1	0	0	2	0	10	0	1
	46. 43.0-54.9	1	0	0	0	0	0	0	0	1	0	0
	47. 55.0-69.9	0	0	0	0	0	0	0	0	0	0	0
	48. 70.0 Plus	0	0	0	0	0	0	0	0	0	0	0

D. EMPLOYMENT DATA AS OF JUNE 30 (Cont.)											FUNCTION TYPE 10	
(Do not include elected/appointed officials. Blanks will be counted as zero)												
1. FULL-TIME EMPLOYEES (Temporary employees are not included)												
JOB CATEGORIES	ANNUAL SALARY (In thousands 000)	TOTAL (COLUMNS B-K) A	MALE					FEMALE				
			NON-HISPANIC ORIGIN		HISPANIC	ASIAN OR PACIFIC ISLANDER	AMERICAN INDIAN OR ALASKAN NATIVE	NON-HISPANIC ORIGIN		HISPANIC	ASIAN OR PACIFIC ISLANDER	AMERICAN INDIAN OR ALASKAN NATIVE
			WHITE	BLACK				WHITE	BLACK			
			B	C	D	E	F	G	H	I	J	K
Skilled Craft Workers	49. \$0.1-15.9	0	0	0	0	0	0	0	0	0	0	0
	50. 16.0-19.9	0	0	0	0	0	0	0	0	0	0	0
	51. 20.0-24.9	0	0	0	0	0	0	0	0	0	0	0
	52. 25.0-32.9	46	7	0	36	0	0	0	0	3	0	0
	53. 33.0-42.9	45	5	0	35	0	0	2	0	3	0	0
	54. 43.0-54.9	0	0	0	0	0	0	0	0	0	0	0
	55. 55.0-69.9	0	0	0	0	0	0	0	0	0	0	0
	56. 70.0 Plus	0	0	0	0	0	0	0	0	0	0	0
Service-Maintenance	57. \$0.1-15.9	0	0	0	0	0	0	0	0	0	0	0
	58. 16.0-19.9	0	0	0	0	0	0	0	0	0	0	0
	59. 20.0-24.9	0	0	0	0	0	0	0	0	0	0	0
	60. 25.0-32.9	29	3	1	22	0	0	0	0	1	0	2
	61. 33.0-42.9	12	0	0	12	0	0	0	0	0	0	0
	62. 43.0-54.9	2	1	0	1	0	0	0	0	0	0	0
	63. 55.0-69.9	0	0	0	0	0	0	0	0	0	0	0
	64. 70.0 Plus	0	0	0	0	0	0	0	0	0	0	0
65. TOTAL FULL TIME (Lines 1-64)		311	73	3	156	0	2	24	1	46	1	5
2. OTHER THAN FULLTIME EMPLOYEES (Including temporary employees)												
66.OFFICIALS/ADMIN		0	0	0	0	0	0	0	0	0	0	0
67.PROFESSIONALS		0	0	0	0	0	0	0	0	0	0	0
68.TECHNICIANS		0	0	0	0	0	0	0	0	0	0	0
69.PROTECTIVE SERVICE		0	0	0	0	0	0	0	0	0	0	0
70.PARA-PROFESSIONAL		0	0	0	0	0	0	0	0	0	0	0
71.ADMIN. SUPPORT		4	0	0	1	0	0	2	0	1	0	0
72.SKILLED CRAFT		1	0	0	1	0	0	0	0	0	0	0
73.SERVICE/MAINTENANCE		135	15	3	97	2	3	1	0	13	0	1
74. TOTAL OTHER THAN FULL TIME (Lines 66-73)		140	15	3	99	2	3	3	0	14	0	1
3. NEW HIRES DURING FISCAL YEAR Permanent full time only JULY 1 - JUNE 30												
75.OFFICIALS/ADMIN		0	0	0	0	0	0	0	0	0	0	0
76.PROFESSIONALS		7	4	0	1	0	0	2	0	0	0	0
77.TECHNICIANS		3	2	0	1	0	0	0	0	0	0	0
78.PROTECTIVE SERVICE		0	0	0	0	0	0	0	0	0	0	0
79.PARA-PROFESSIONAL		2	2	0	0	0	0	0	0	0	0	0
80.ADMIN. SUPPORT		0	0	0	0	0	0	0	0	0	0	0
81.SKILLED CRAFT		1	0	0	1	0	0	0	0	0	0	0
82.SERVICE/MAINTENANCE		0	0	0	0	0	0	0	0	0	0	0
83. TOTAL NEW HIRES (Lines 75-82)		13	8	0	3	0	0	2	0	0	0	0

FUNCTION TYPE 10				
REMARKS (List National Crime Information Center (NCIC) number assigned to any Criminal Justice Agencies whose data are included in this report)				
LIST AGENCIES INCLUDED ON THIS FORM				
CERTIFICATION. I certify that the information given in this report is correct and true to the best of my knowledge and was reported in accordance with accompanying instructions. (Willfully false statements on this report are punishable by law, US Code, Title 18, Section 1001.)				
NAME OF PERSON TO CONTACT REGARDING THIS FORM			TITLE	
ADDRESS (Number and Street, City, State, Zip Code)			TELEPHONE NUMBER	Ext FAX NUMBER
DATE	EMAIL	TYPED NAME/TITLE OF AUTHORIZED OFFICIAL		SIGNATURE 

D. EMPLOYMENT DATA AS OF JUNE 30											FUNCTION TYPE 12	
(Do not include elected/appointed officials. Blanks will be counted as zero)												
1. FULL-TIME EMPLOYEES (Temporary employees are not included)												
JOB CATEGORIES	ANNUAL SALARY (In thousands 000)	TOTAL (COLUMNS B-K) A	MALE					FEMALE				
			NON-HISPANIC ORIGIN		HISPANIC D	ASIAN OR PACIFIC ISLANDER E	AMERICAN INDIAN OR ALASKAN NATIVE F	NON-HISPANIC ORIGIN		HISPANIC I	ASIAN OR PACIFIC ISLANDER J	AMERICAN INDIAN OR ALASKAN NATIVE K
			WHITE B	BLACK C				WHITE G	BLACK H			
Officials and Administrators	1. \$0.1-15.9	0	0	0	0	0	0	0	0	0	0	0
	2. 16.0-19.9	0	0	0	0	0	0	0	0	0	0	0
	3. 20.0-24.9	0	0	0	0	0	0	0	0	0	0	0
	4. 25.0-32.9	0	0	0	0	0	0	0	0	0	0	0
	5. 33.0-42.9	0	0	0	0	0	0	0	0	0	0	0
	6. 43.0-54.9	0	0	0	0	0	0	0	0	0	0	0
	7. 55.0-69.9	0	0	0	0	0	0	0	0	0	0	0
	8. 70.0 Plus	6	4	0	1	0	0	1	0	0	0	0
Professionals	9. \$0.1-15.9	0	0	0	0	0	0	0	0	0	0	0
	10. 16.0-19.9	0	0	0	0	0	0	0	0	0	0	0
	11. 20.0-24.9	0	0	0	0	0	0	0	0	0	0	0
	12. 25.0-32.9	1	0	0	0	1	0	0	0	0	0	0
	13. 33.0-42.9	14	2	0	2	0	0	2	0	7	0	1
	14. 43.0-54.9	57	10	2	27	0	2	6	1	9	0	0
	15. 55.0-69.9	19	7	1	7	1	0	1	0	2	0	0
	16. 70.0 Plus	8	4	0	1	0	0	3	0	0	0	0
Technicians	17. \$0.1-15.9	0	0	0	0	0	0	0	0	0	0	0
	18. 16.0-19.9	0	0	0	0	0	0	0	0	0	0	0
	19. 20.0-24.9	0	0	0	0	0	0	0	0	0	0	0
	20. 25.0-32.9	0	0	0	0	0	0	0	0	0	0	0
	21. 33.0-42.9	4	0	0	4	0	0	0	0	0	0	0
	22. 43.0-54.9	4	3	0	1	0	0	0	0	0	0	0
	23. 55.0-69.9	0	0	0	0	0	0	0	0	0	0	0
	24. 70.0 Plus	0	0	0	0	0	0	0	0	0	0	0
Protective Service Workers	25. \$0.1-15.9	0	0	0	0	0	0	0	0	0	0	0
	26. 16.0-19.9	0	0	0	0	0	0	0	0	0	0	0
	27. 20.0-24.9	3	2	0	0	0	0	0	0	1	0	0
	28. 25.0-32.9	11	2	2	5	0	0	0	0	2	0	0
	29. 33.0-42.9	2	0	0	1	0	0	1	0	0	0	0
	30. 43.0-54.9	36	8	2	18	2	4	1	0	0	0	1
	31. 55.0-69.9	6	4	0	2	0	0	0	0	0	0	0
	32. 70.0 Plus	1	1	0	0	0	0	0	0	0	0	0
Paraprofessionals	33. \$0.1-15.9	0	0	0	0	0	0	0	0	0	0	0
	34. 16.0-19.9	0	0	0	0	0	0	0	0	0	0	0
	35. 20.0-24.9	0	0	0	0	0	0	0	0	0	0	0
	36. 25.0-32.9	0	0	0	0	0	0	0	0	0	0	0
	37. 33.0-42.9	8	2	0	6	0	0	0	0	0	0	0
	38. 43.0-54.9	2	1	0	1	0	0	0	0	0	0	0
	39. 55.0-69.9	0	0	0	0	0	0	0	0	0	0	0
	40. 70.0 Plus	0	0	0	0	0	0	0	0	0	0	0
Administrative Support	41. \$0.1-15.9	0	0	0	0	0	0	0	0	0	0	0
	42. 16.0-19.9	0	0	0	0	0	0	0	0	0	0	0
	43. 20.0-24.9	0	0	0	0	0	0	0	0	0	0	0
	44. 25.0-32.9	39	4	0	2	0	0	9	0	22	0	2
	45. 33.0-42.9	10	1	1	1	0	1	1	0	5	0	0
	46. 43.0-54.9	2	0	0	0	0	0	1	0	1	0	0
	47. 55.0-69.9	1	1	0	0	0	0	0	0	0	0	0
	48. 70.0 Plus	0	0	0	0	0	0	0	0	0	0	0

D. EMPLOYMENT DATA AS OF JUNE 30 (Cont.)											FUNCTION TYPE 12	
(Do not include elected/appointed officials. Blanks will be counted as zero)												
1. FULL-TIME EMPLOYEES (Temporary employees are not included)												
JOB CATEGORIES	ANNUAL SALARY (In thousands 000)	TOTAL (COLUMNS B-K) A	MALE					FEMALE				
			NON-HISPANIC ORIGIN		HISPANIC	ASIAN OR PACIFIC ISLANDER	AMERICAN INDIAN OR ALASKAN NATIVE	NON-HISPANIC ORIGIN		HISPANIC	ASIAN OR PACIFIC ISLANDER	AMERICAN INDIAN OR ALASKAN NATIVE
			WHITE	BLACK				WHITE	BLACK			
			B	C	D	E	F	G	H	I	J	K
Skilled Craft Workers	49. \$0.1-15.9	0	0	0	0	0	0	0	0	0	0	0
	50. 16.0-19.9	1	1	0	0	0	0	0	0	0	0	0
	51. 20.0-24.9	0	0	0	0	0	0	0	0	0	0	0
	52. 25.0-32.9	19	1	0	13	1	1	1	0	2	0	0
	53. 33.0-42.9	68	20	0	45	0	0	0	0	2	0	1
	54. 43.0-54.9	13	4	0	9	0	0	0	0	0	0	0
	55. 55.0-69.9	0	0	0	0	0	0	0	0	0	0	0
	56. 70.0 Plus	0	0	0	0	0	0	0	0	0	0	0
Service-Maintenance	57. \$0.1-15.9	0	0	0	0	0	0	0	0	0	0	0
	58. 16.0-19.9	6	2	0	2	0	0	0	0	2	0	0
	59. 20.0-24.9	63	9	1	33	0	0	6	1	11	2	0
	60. 25.0-32.9	316	52	10	175	1	5	5	2	59	0	7
	61. 33.0-42.9	46	7	1	33	0	0	1	0	4	0	0
	62. 43.0-54.9	2	0	0	2	0	0	0	0	0	0	0
	63. 55.0-69.9	0	0	0	0	0	0	0	0	0	0	0
	64. 70.0 Plus	0	0	0	0	0	0	0	0	0	0	0
65. TOTAL FULL TIME (Lines 1-64)		768	152	20	391	6	13	39	4	129	2	12
2. OTHER THAN FULLTIME EMPLOYEES (Including temporary employees)												
66.OFFICIALS/ADMIN		0	0	0	0	0	0	0	0	0	0	0
67.PROFESSIONALS		0	0	0	0	0	0	0	0	0	0	0
68.TECHNICIANS		0	0	0	0	0	0	0	0	0	0	0
69.PROTECTIVE SERVICE		1	0	1	0	0	0	0	0	0	0	0
70.PARA-PROFESSIONAL		0	0	0	0	0	0	0	0	0	0	0
71.ADMIN. SUPPORT		0	0	0	0	0	0	0	0	0	0	0
72.SKILLED CRAFT		0	0	0	0	0	0	0	0	0	0	0
73.SERVICE/MAINTENANCE		11	0	0	3	0	0	1	0	7	0	0
74. TOTAL OTHER THAN FULL TIME (Lines 66-73)		12	0	1	3	0	0	1	0	7	0	0
3. NEW HIRES DURING FISCAL YEAR Permanent full time only JULY 1 - JUNE 30												
75.OFFICIALS/ADMIN		0	0	0	0	0	0	0	0	0	0	0
76.PROFESSIONALS		1	0	0	1	0	0	0	0	0	0	0
77.TECHNICIANS		0	0	0	0	0	0	0	0	0	0	0
78.PROTECTIVE SERVICE		3	0	0	1	1	1	0	0	0	0	0
79.PARA-PROFESSIONAL		0	0	0	0	0	0	0	0	0	0	0
80.ADMIN. SUPPORT		0	0	0	0	0	0	0	0	0	0	0
81.SKILLED CRAFT		2	0	0	1	1	0	0	0	0	0	0
82.SERVICE/MAINTENANCE		6	0	1	5	0	0	0	0	0	0	0
83. TOTAL NEW HIRES (Lines 75-82)		12	0	1	8	2	1	0	0	0	0	0

FUNCTION TYPE 12				
REMARKS (List National Crime Information Center (NCIC) number assigned to any Criminal Justice Agencies whose data are included in this report)				
LIST AGENCIES INCLUDED ON THIS FORM				
CERTIFICATION. I certify that the information given in this report is correct and true to the best of my knowledge and was reported in accordance with accompanying instructions. (Willfully false statements on this report are punishable by law, US Code, Title 18, Section 1001.)				
NAME OF PERSON TO CONTACT REGARDING THIS FORM			TITLE	
ADDRESS (Number and Street, City, State, Zip Code)			TELEPHONE NUMBER	Ext FAX NUMBER
DATE	EMAIL	TYPED NAME/TITLE OF AUTHORIZED OFFICIAL		SIGNATURE 

D. EMPLOYMENT DATA AS OF JUNE 30											FUNCTION TYPE 13	
(Do not include elected/appointed officials. Blanks will be counted as zero)												
1. FULL-TIME EMPLOYEES (Temporary employees are not included)												
JOB CATEGORIES	ANNUAL SALARY (In thousands 000)	TOTAL (COLUMNS B-K) A	MALE					FEMALE				
			NON-HISPANIC ORIGIN		HISPANIC D	ASIAN OR PACIFIC ISLANDER E	AMERICAN INDIAN OR ALASKAN NATIVE F	NON-HISPANIC ORIGIN		HISPANIC I	ASIAN OR PACIFIC ISLANDER J	AMERICAN INDIAN OR ALASKAN NATIVE K
			WHITE B	BLACK C				WHITE G	BLACK H			
Officials and Administrators	1. \$0.1-15.9	0	0	0	0	0	0	0	0	0	0	0
	2. 16.0-19.9	0	0	0	0	0	0	0	0	0	0	0
	3. 20.0-24.9	0	0	0	0	0	0	0	0	0	0	0
	4. 25.0-32.9	0	0	0	0	0	0	0	0	0	0	0
	5. 33.0-42.9	0	0	0	0	0	0	0	0	0	0	0
	6. 43.0-54.9	0	0	0	0	0	0	0	0	0	0	0
	7. 55.0-69.9	1	0	0	1	0	0	0	0	0	0	0
	8. 70.0 Plus	2	0	0	1	0	0	1	0	0	0	0
Professionals	9. \$0.1-15.9	0	0	0	0	0	0	0	0	0	0	0
	10. 16.0-19.9	0	0	0	0	0	0	0	0	0	0	0
	11. 20.0-24.9	0	0	0	0	0	0	0	0	0	0	0
	12. 25.0-32.9	0	0	0	0	0	0	0	0	0	0	0
	13. 33.0-42.9	16	3	0	10	0	0	0	0	3	0	0
	14. 43.0-54.9	21	4	1	10	0	0	1	0	5	0	0
	15. 55.0-69.9	11	4	1	4	0	0	1	0	1	0	0
	16. 70.0 Plus	5	3	0	2	0	0	0	0	0	0	0
Technicians	17. \$0.1-15.9	0	0	0	0	0	0	0	0	0	0	0
	18. 16.0-19.9	0	0	0	0	0	0	0	0	0	0	0
	19. 20.0-24.9	0	0	0	0	0	0	0	0	0	0	0
	20. 25.0-32.9	1	0	0	0	0	0	0	0	1	0	0
	21. 33.0-42.9	3	0	0	1	0	0	0	0	2	0	0
	22. 43.0-54.9	1	1	0	0	0	0	0	0	0	0	0
	23. 55.0-69.9	0	0	0	0	0	0	0	0	0	0	0
	24. 70.0 Plus	0	0	0	0	0	0	0	0	0	0	0
Protective Service Workers	25. \$0.1-15.9	0	0	0	0	0	0	0	0	0	0	0
	26. 16.0-19.9	0	0	0	0	0	0	0	0	0	0	0
	27. 20.0-24.9	0	0	0	0	0	0	0	0	0	0	0
	28. 25.0-32.9	0	0	0	0	0	0	0	0	0	0	0
	29. 33.0-42.9	0	0	0	0	0	0	0	0	0	0	0
	30. 43.0-54.9	0	0	0	0	0	0	0	0	0	0	0
	31. 55.0-69.9	0	0	0	0	0	0	0	0	0	0	0
	32. 70.0 Plus	0	0	0	0	0	0	0	0	0	0	0
Paraprofessionals	33. \$0.1-15.9	0	0	0	0	0	0	0	0	0	0	0
	34. 16.0-19.9	0	0	0	0	0	0	0	0	0	0	0
	35. 20.0-24.9	0	0	0	0	0	0	0	0	0	0	0
	36. 25.0-32.9	0	0	0	0	0	0	0	0	0	0	0
	37. 33.0-42.9	6	2	0	1	0	0	1	0	2	0	0
	38. 43.0-54.9	0	0	0	0	0	0	0	0	0	0	0
	39. 55.0-69.9	0	0	0	0	0	0	0	0	0	0	0
	40. 70.0 Plus	0	0	0	0	0	0	0	0	0	0	0
Administrative Support	41. \$0.1-15.9	0	0	0	0	0	0	0	0	0	0	0
	42. 16.0-19.9	0	0	0	0	0	0	0	0	0	0	0
	43. 20.0-24.9	2	0	0	2	0	0	0	0	0	0	0
	44. 25.0-32.9	21	0	0	0	0	1	1	1	17	0	1
	45. 33.0-42.9	2	0	0	0	0	0	0	0	2	0	0
	46. 43.0-54.9	1	0	0	0	0	0	0	0	1	0	0
	47. 55.0-69.9	0	0	0	0	0	0	0	0	0	0	0
	48. 70.0 Plus	0	0	0	0	0	0	0	0	0	0	0

D. EMPLOYMENT DATA AS OF JUNE 30 (Cont.)											FUNCTION TYPE 13	
(Do not include elected/appointed officials. Blanks will be counted as zero)												
1. FULL-TIME EMPLOYEES (Temporary employees are not included)												
JOB CATEGORIES	ANNUAL SALARY (In thousands 000)	TOTAL (COLUMNS B-K) A	MALE					FEMALE				
			NON-HISPANIC ORIGIN		HISPANIC	ASIAN OR PACIFIC ISLANDER	AMERICAN INDIAN OR ALASKAN NATIVE	NON-HISPANIC ORIGIN		HISPANIC	ASIAN OR PACIFIC ISLANDER	AMERICAN INDIAN OR ALASKAN NATIVE
			WHITE	BLACK				WHITE	BLACK			
			B	C	D	E	F	G	H	I	J	K
Skilled Craft Workers	49. \$0.1-15.9	0	0	0	0	0	0	0	0	0	0	0
	50. 16.0-19.9	0	0	0	0	0	0	0	0	0	0	0
	51. 20.0-24.9	5	1	0	4	0	0	0	0	0	0	0
	52. 25.0-32.9	1	0	0	1	0	0	0	0	0	0	0
	53. 33.0-42.9	120	18	2	98	0	2	0	0	0	0	0
	54. 43.0-54.9	8	3	0	4	0	0	0	0	1	0	0
	55. 55.0-69.9	0	0	0	0	0	0	0	0	0	0	0
	56. 70.0 Plus	0	0	0	0	0	0	0	0	0	0	0
Service-Maintenance	57. \$0.1-15.9	0	0	0	0	0	0	0	0	0	0	0
	58. 16.0-19.9	1	0	0	1	0	0	0	0	0	0	0
	59. 20.0-24.9	4	0	1	1	1	0	1	0	0	0	0
	60. 25.0-32.9	60	7	1	46	1	0	0	0	5	0	0
	61. 33.0-42.9	103	14	3	81	1	0	2	0	2	0	0
	62. 43.0-54.9	3	3	0	0	0	0	0	0	0	0	0
	63. 55.0-69.9	0	0	0	0	0	0	0	0	0	0	0
	64. 70.0 Plus	0	0	0	0	0	0	0	0	0	0	0
65. TOTAL FULL TIME (Lines 1-64)		398	63	9	268	3	3	8	1	42	0	1
2. OTHER THAN FULLTIME EMPLOYEES (Including temporary employees)												
66.OFFICIALS/ADMIN		0	0	0	0	0	0	0	0	0	0	0
67.PROFESSIONALS		0	0	0	0	0	0	0	0	0	0	0
68.TECHNICIANS		0	0	0	0	0	0	0	0	0	0	0
69.PROTECTIVE SERVICE		0	0	0	0	0	0	0	0	0	0	0
70.PARA-PROFESSIONAL		0	0	0	0	0	0	0	0	0	0	0
71.ADMIN. SUPPORT		6	0	0	2	0	0	0	0	4	0	0
72.SKILLED CRAFT		0	0	0	0	0	0	0	0	0	0	0
73.SERVICE/MAINTENANCE		2	0	0	2	0	0	0	0	0	0	0
74. TOTAL OTHER THAN FULL TIME (Lines 66-73)		8	0	0	4	0	0	0	0	4	0	0
3. NEW HIRES DURING FISCAL YEAR Permanent full time only JULY 1 - JUNE 30												
75.OFFICIALS/ADMIN		0	0	0	0	0	0	0	0	0	0	0
76.PROFESSIONALS		1	0	0	0	0	0	0	0	1	0	0
77.TECHNICIANS		0	0	0	0	0	0	0	0	0	0	0
78.PROTECTIVE SERVICE		0	0	0	0	0	0	0	0	0	0	0
79.PARA-PROFESSIONAL		0	0	0	0	0	0	0	0	0	0	0
80.ADMIN. SUPPORT		2	0	0	2	0	0	0	0	0	0	0
81.SKILLED CRAFT		6	3	0	3	0	0	0	0	0	0	0
82.SERVICE/MAINTENANCE		2	0	0	1	0	1	0	0	0	0	0
83. TOTAL NEW HIRES (Lines 75-82)		11	3	0	6	0	1	0	0	1	0	0

FUNCTION TYPE 13				
REMARKS (List National Crime Information Center (NCIC) number assigned to any Criminal Justice Agencies whose data are included in this report)				
LIST AGENCIES INCLUDED ON THIS FORM				
CERTIFICATION. I certify that the information given in this report is correct and true to the best of my knowledge and was reported in accordance with accompanying instructions. (Willfully false statements on this report are punishable by law, US Code, Title 18, Section 1001.)				
NAME OF PERSON TO CONTACT REGARDING THIS FORM			TITLE	
ADDRESS (Number and Street, City, State, Zip Code)			TELEPHONE NUMBER	Ext FAX NUMBER
DATE	EMAIL	TYPED NAME/TITLE OF AUTHORIZED OFFICIAL		SIGNATURE 