

PARCEL 1 ADDITIONAL CHARACTERIZATION REPORT

CITY OF ALBUQUERQUE RAIL YARDS

Albuquerque, Bernalillo County, New Mexico



Prepared for:

City of Albuquerque, Metropolitan Redevelopment Agency
600 2nd Street NW, 3rd Floor
Albuquerque, NM 87102

Prepared by:



6000 Uptown Boulevard Suite 220
Albuquerque, NM 87110

April 27, 2017

TABLE OF CONTENTS

TABLE OF CONTENTS	i
LIST OF FIGURES	ii
LIST OF TABLES	ii
LIST OF APPENDICES	ii
ACRONYMS AND ABBREVIATIONS	iii
1.0 INTRODUCTION	5
1.1 Background.....	5
1.2 Scope of Work	7
1.3 Work Plan Deviations	8
2.0 FIELD ACTIVITIES	9
2.1 Soil Sampling.....	9
2.2 Soil Gas Sampling.....	10
2.3 ACBM and LBP Sampling	11
2.4 Groundwater Sampling	12
3.0 RESULTS AND DISCUSSION	13
3.1 Soil Sampling Results	14
3.1.1 Metals	14
3.1.2 Petroleum Hydrocarbons.....	14
3.1.3 Conceptual Site Model Update.....	15
3.2 Soil Gas Sampling Results.....	16
3.2.1 Conceptual Site Model Update.....	16
3.3 ACBM and LBP Sampling Results.....	16
3.3.1 ACBM Sampling Results	16
3.3.2 LBP Sampling Results.....	17
3.3.3 Conceptual Site Model Update.....	18
3.4 Groundwater Sampling Results	19
3.4.1 Conceptual Model Update.....	20
4.0 CONCLUSIONS AND RECOMMENDATIONS	21
4.1 Conclusions.....	21
4.2 Recommendations.....	22
5.0 REFERENCES	24

LIST OF FIGURES

Figure 1	Site Location
Figure 2a	Site Plan, Parcels
Figure 2b	Parcel 1 2016 Soil and Soil Vapor Sample Locations
Figure 3a	Residential SSL Exceedances (0-10 ft bgs), Antimony
Figure 3b	Residential SSL Exceedances (0-10 ft bgs), Arsenic
Figure 3c	Residential SSL Exceedances (0-10 ft bgs), Chromium
Figure 3d	Residential SSL Exceedances (0-10 ft bgs), Iron
Figure 3e	Residential SSL Exceedances (0-10 ft bgs), Lead
Figure 3f	Construction Worker SSL Exceedances (0-10 ft bgs), Manganese
Figure 3g	Residential SSL Exceedances (0-10 ft bgs), Thallium
Figure 4a	Residential SSL Exceedances (0-10 ft bgs), Benzo(a)anthracene
Figure 4b	Residential SSL Exceedances (0-10 ft bgs), Benzo(a)pyrene
Figure 4c	Residential SSL Exceedances (0-10 ft bgs), Benzo(b)fluoranthene
Figure 4d	Residential SSL Exceedances (0-10 ft bgs), Dibenzo(a,h)anthracene
Figure 4e	Residential SSL Exceedances (0-10 ft bgs), Indeno(1,2,3-cd)pyrene
Figure 5	Residential SSL Exceedances (0-10 ft bgs), TPH DRO+MRO
Figure 6	Naphthalene Soil Gas and Sub-Slab Soil Vapor VISL Exceedance
Figure 7	Distribution of Dissolved-Phase Contaminants, November 4, 2016

LIST OF TABLES

Table 1	Laboratory Analytical Results- Soils, Organic
Table 2	Laboratory Analytical Results- Soils, Inorganic
Table 3	Laboratory Analytical Results- Soil Vapor
Table 4	Asbestos Sample Analyses
Table 5	Lead Based Paint Chip Analyses
Table 6	Laboratory Analytical Results- Groundwater

LIST OF APPENDICES

Appendix A	Field Notes, Field Forms, and Boring Logs
Appendix B	Laboratory Analytical Report for Soil
Appendix C	Laboratory Analytical Report and Maps for Soil Vapor
Appendix D	Contaminant Site Maps – All Parcels
Appendix E	Calculation of Vapor Intrusion Screening Levels for Evaluation of Soil Gas Vapor Concerns at the City of Albuquerque Rail Yards, Albuquerque, Bernalillo County, New Mexico
Appendix F	Asbestos and Lead Based Paint Report(s)
Appendix G	Laboratory Analytical Report for Groundwater

ACRONYMS AND ABBREVIATIONS

°C	degrees Celsius
°F	degrees Fahrenheit
µg/L	micrograms per liter
µg/m ³	micrograms per cubic meter
ASTM	ASTM International
Beacon	Beacon Environmental Services
BTEX	benzene, toluene, ethylbenzene, and total xylenes
bgs	below ground surface
CCOC	Conditional Certificate of Completion
CNS	Covenant Not to Sue
COA	City of Albuquerque
COC	Certificate of Completion
COPC	contaminant of potential concern
Crisp	Crisp Analytical LLC
CSM	conceptual site model
DCE	DC Environmental
DRO	diesel range organics
EDB	1,2-dibromoethane
EPA	U.S. Environmental Protection Agency
ft	feet <i>or</i> foot
GRO	gasoline range organics
HEAL	Hall Environmental Analysis Laboratory
INTERA	INTERA Incorporated
LBP	lead-based paint
LNAPL	light non-aqueous phase liquid
MDL	method detection limit
mg/cm ²	milligrams per square centimeter
mg/kg	milligrams per kilogram
mL	milliliter
MRO	motor oil range organics
NMED	New Mexico Environment Department



NMWQCC	New Mexico Water Quality Control Commission
OSHA	Occupational Safety and Health Administration
PAH	polynuclear aromatic hydrocarbons
PID	photoionization detector
PPE	personal protective equipment
PRT	post run tubing
Report	this <i>Parcel 1 Additional Characterization Report</i>
RL	reporting detection limit
RMD	Radiation Monitoring Device
Site	Albuquerque Rail Yards located in downtown Albuquerque, New Mexico
SOW	Scope of Work (INTERA, 2016a)
SSL	Soil Screening Levels
SSHASP	site-specific health and safety plan
TPH	total petroleum hydrocarbons
VISL	vapor intrusion screening level
Vista	Vista Geosciences LLC
VOC	volatile organic compound
VRP	Voluntary Remediation Program (New Mexico Environment Department)
XRF	X-Ray Fluorescence

1.0 INTRODUCTION

In accordance with the Scope of Work (SOW) submitted on August 10, 2016 (INTERA, 2016) to the City of Albuquerque (COA), INTERA Incorporated (INTERA) is submitting this *Parcel 1 Additional Characterization Report* (Report) documenting the completion of the additional characterization activities conducted at the Albuquerque Rail Yards (Site) located in downtown Albuquerque, New Mexico. This Report was completed in support of participation in the New Mexico Environmental Department (NMED) Voluntary Remediation Program (VRP) and ultimately, Site redevelopment. The Albuquerque Rail Yards consists of Areas A, B, C and Tract A. The Site location is presented on **Figure 1**.

1.1 Background

The Site is located between 2nd Street and Commercial Street in downtown Albuquerque, New Mexico, and comprises approximately 27 acres (Areas A, B, C and Tract A) located within the former Atchison, Topeka and Santa Fe (ATSF)/Burlington Northern Santa Fe (BNSF) Central Works Equipment Facility Railyard that operated from the 1880s to the early 1990s. As a result of previous operations, the Site sustained environmental impacts from both petroleum hydrocarbon and metal contamination. Contamination is present in both the Site vadose/unsaturated zone (Site soils and soil vapor) and in the saturated zone (Site groundwater) and includes residual light non-aqueous phase liquid (LNAPL), metals adsorbed to soil particles, organic vapors, and organic and inorganic solutes dissolved in groundwater.

Although substantial efforts have been made in the past to fully delineate contamination for impacted Site media, the extent of contamination is still unknown for certain media and Site areas and these are identified as data gaps in the Conceptual Site Model (CSM) developed for the Site (INTERA, 2015). In the CSM, INTERA concluded that the magnitude with which identified data gaps will impact Site redevelopment plans is dependent on the final redevelopment scenario(s) selected for the Site. Additional characterization sampling efforts at the Site should be conducted based on the redevelopment option(s) selected; however, full characterization or remediation of all impacted media may not be required if sufficient information exists to document that exposure pathways to these media are incomplete or if engineering controls are proposed that would render a potential exposure pathway incomplete. In addition, both asbestos containing building materials (ACBM) and lead-based paint (LBP) building materials were used in many of the remaining Site buildings; contamination related to these building materials will also need to be mitigated during any building demolition or building renovation activities.

Numerous environmental investigations have been conducted at the Albuquerque Rail Yards since 1991. Current soil and groundwater environmental contamination persists at the Site. The

nature and extent of the contamination within environmental media varies across the Site regarding depth and contaminants of potential concern (COPCs). Metal contamination in soils is generally more prevalent in the center and northern portions of the Site and petroleum hydrocarbon contamination persists in soils and groundwater in the central and southern portions of the Site. Based on the CSM developed for the Site, the following constituents are identified as Site soil COPCs (INTERA, 2016a):

- Residential: antimony, arsenic, benzo(a)anthracene, benzo(a)pyrene, benzo(b)fluoranthene, chromium, dibenzo(a,h)anthracene, indeno(1,2,3-cd)pyrene, iron, lead, thallium, TPH DRO + MRO (the sum of total petroleum hydrocarbons [TPH] diesel range organics [DRO] plus motor oil range organics [MRO]), and TPH
- Industrial/occupational: arsenic, benzo(a)pyrene, lead, thallium, TPH DRO + MRO, and TPH
- Construction worker: arsenic, chromium, lead, manganese, and thallium

Additionally, based on the magnitude of Site soil petroleum hydrocarbon concentrations, residual LNAPL is likely present in Site soils in the southeastern portion of the Site.

The COA and the Site Developer, are seeking to complete Site redevelopment within the NMED VRP. By actively participating in the NMED VRP (and upon successful completion of any remediation actions deemed necessary), the COA will be able to obtain a Conditional Certificate of Completion (CCOC) and/or Certificate of Completion (COC) for either the entire Site or specific parcels at the Site. The CCOC or the COC will document that current conditions in a designated area(s) and/or throughout the Site meet applicable environmental quality standards and will provide NMED enforcement protection for the COA and liability protection for lenders. In addition, once a CCOC or COC is issued, a Covenant Not to Sue (CNS) may be transferred to a selected prospective purchaser and/or future owner of the Site.

The Site Developer has divided the Site into ten parcels (Parcel 1 – Parcel 10) for redevelopment purposes. The locations of the ten parcels are shown on **Figure 2a**. Parcel 1, which this Report summarizes, is intended as the cultural center of the Site and includes areas of cultural significance to the community such as museums, performing arts venues, community centers, accessory retail areas, and public gathering spaces (**Figure 2b**). Parcel 1 is conceptually centered about the historic Turntable and contains the proposed rebuilt iconic structure of the Roundhouse, which is connected with the proposed Paseo South building. The historic Turntable must remain in active operation since adjacent landowner BNSF retains an easement for its use. The design of future cultural facilities shall not limit or preclude access to or use of the Turntable.

Any future use that requires access to the existing railway, such as WHEELS or a rail equipment maintenance facility, should have access to the tracks and Turntable contained on Parcel 1. Parcel 1 also contains a series of smaller historic buildings such as the Welding and Babbit Shops and the South Washroom facility that are intended to be adaptively re-used and included as part of the cultural life of the project (**Figure 2b**). Together with Parcel 4, the area containing these structures is characterized in the Concept Plan as part of the Machine Shop Plaza. Since Parcel 1 contains the largest portion of undeveloped land within the larger Rail Yards Site, the Concept Plan recommends one level of subterranean parking to be constructed coincident with development of above-grade cultural facilities. Given the lack of parking opportunities across the balance of the Site, it is anticipated that parking created on Parcel 1 will likely serve parking needs for adjacent parcel use requirements (e.g., Parcels 3, 4, and 5). Access to the parking facility from 2nd Street would be provided by an easement across Parcel 3, as shown on the Parcel plan (Samitaur, 2014).

1.2 Scope of Work

INTERA developed a SOW to complete additional characterization activities throughout the Site to fill in the data gaps identified in the CSM (INTERA, 2015). Although the Site redevelopment plan has been developed (one level of subterranean parking), additional characterization activities were designed to ensure data collection that provides good spatial coverage, and for a site-wide residential redevelopment scenario to allow flexibility for a potential change of redevelopment plans while also evaluating construction worker safety. The additional characterization in Parcel 1, specifically, includes the sampling of Site soils and soil vapor. For soil, the primary concern is the potential for exposing construction workers to soil impacted with metals and/or petroleum hydrocarbons during excavation activities required as part of redevelopment. Soil vapor is an environmental concern due to the potential for exposure to volatile organic compounds (VOCs) resulting from vapor intrusion due to the established presence of VOC constituents in Site surface and near-surface soils and in Site groundwater. The future occupants of the property are considered the potential receptors. The CSM developed for the Site (INTERA, 2015), VRP Preliminary Work Plan (INTERA, 2016b), and Site redevelopment plan (Samitaur, 2014) were critical in the development of this report.

The approved SOW (INTERA, 2016a) included the following tasks for Parcel 1:

- Advance eight soil borings to obtain good spatial coverage over the parcel without too much focus on the proposed redevelopment due to the likelihood that the proposed redevelopment will change.
- Field-screen soil samples for the presence of VOCs using a photoionization detector (PID) to assist in selecting which soil samples will be submitted for laboratory analysis.

- Collect one soil sample from each soil boring location and submit for analysis of the following:
 - VOCs via U.S. Environmental Protection Agency (EPA) Method 8260B
 - Polynuclear Aromatic Hydrocarbons (PAHs) via EPA Method 8310
 - TPH: gasoline range organics (GRO), –DRO, and –MRO via EPA Method 8015 modified
 - Metals: antimony, arsenic, chromium, iron, lead, manganese, and thallium via EPA Method 6010.
- Collect four soil gas samples from select soil borings and submit for analysis of VOCs via EPA Method TO-17.
- Oversee an ACBM and LBP survey for the Babbit Shop, the Welding Shop, the South Wash Room, the Power House, and the Turntable.
- Gauge and sample groundwater monitoring wells (MW-02, MW-03, and MW-04) located in Parcel 1 and submit for analysis of VOCs via EPA Method 8260B and 1,2-dibromoethane (EDB) via EPA Method 504.1.

1.3 Work Plan Deviations

There were no work plan deviations during this additional characterization field event and all SOW tasks were completed.

2.0 FIELD ACTIVITIES

Field activities for this additional characterization event were conducted on October 24 through October 27, 2016. The Site-Specific Health and Safety Plan (SSHASP) was reviewed in detail by INTERA field staff, was followed during all Site activities, and was used as a guide for the field-work health and safety meeting. Work was performed in Occupational Safety and Health Administration (OSHA) Level D personal protective equipment (PPE). Copies of the field notes and field forms are included in **Appendix A**.

2.1 Soil Sampling

On October 24 and 25, 2016, eight soil borings (SB-1, SB-2, SB-4, SB-5, SB-10, SB-11, SB-12, and SB-13) were drilled using a truck-mounted Geoprobe[®] drilling rig operated by Vista GeoScience, LLC (Vista) of Golden, Colorado (**Figure 2b**). These eight soil boring locations were chosen based on the data gaps identified in the CSM and the proposed redevelopment plans provided by the COA. The Geoprobe[®] utilizes a rotary hammer mounted on a hydraulic ram that, in conjunction with the weight of the vehicle, advances a threaded, hollow-probed steel tube (Post Run Tubing or PRT) into the subsurface. Soil borings (SB-1, SB-2, SB-5, and SB-11) were advanced to a depth of 10 feet below ground surface (ft bgs) and soil borings (SB-4, SB-10, SB-12, and SB-13) were advanced to a depth of 15 ft bgs. The soil sampling locations were selected to collect data for the current proposed redevelopment scenario while also providing good spatial coverage across Parcel 1 in the event the proposed redevelopment scenario changes.

Soil cores were collected continuously to the terminal depth of each boring. The soil cores were contained within the acetate liners, which measured 5 ft in length by 1.125 inches in diameter. The Vista drill crew cut the liner lengthwise at two locations approximately 180 degrees apart and provided the sample to INTERA personnel. Immediately after opening the liner, a portion of the soil core was placed in a clean, pint-size glass jar for field screening for the presence of VOCs using a PID and the heated headspace method. Another portion of the soil core was placed in a laboratory-provided four-ounce glass jar with a Teflon[™]-lined lid and stored on ice for potential laboratory analysis. These soil jars were labeled with the borehole number, depth interval, and time at which the sample was collected. Methanol extraction was performed on samples selected for laboratory analysis of VOCs and/or TPH-GRO.

An INTERA field scientist logged the lithology of each soil boring in accordance with *ASTM Standard D 2488-09a Standard Practice for Description and Identification of Soils (Visual Manual Procedure)* (ASTM, 2009). The soil classification, description, and field screening

results are on the boring logs provided in **Appendix A**. Field screening results for select soil samples are presented in **Table 1**.

The soil was also visually examined for the presence of staining, and any odors detected were also noted. Evidence of staining and/or odors were noted on the soil boring log. The PID results were then evaluated and assisted in selecting which soil samples was to be submitted for laboratory analysis. Samples are described by soil boring name and a depth interval (ft bgs). The soil samples selected for analyses from Parcel 1 are as follows:

- SB-1 (9-10)
- SB-2 (8.5-10)
- SB-4 (10-12)
- SB-5 (6-10)
- SB-10 (5-10)
- SB-11 (0-5)
- SB-12 (0-5)
- SB-13 (10-15)

After collection, the soil samples were labeled and immediately placed on ice for transport to Hall Environmental Analysis Laboratory (HEAL) for analyses. Proper chain-of-custody procedures were adhered to during sample collection, transport, and delivery to HEAL. Laboratory analytical results are discussed in Section 3 and are summarized in **Table 1** and **Table 2**. A copy of the analytical laboratory report is provided in **Appendix B**.

2.2 Soil Gas Sampling

A soil gas survey was conducted at Parcel 1 on October 25 and 26, 2016 by Vista, under INTERA oversight. Four soil gas samples (SV-4, SV-10, SV-11, and SV-12) were collected from the soil borings locations located within Parcel 1. The soil gas sampling locations were selected to collect data for the current proposed redevelopment scenario while also providing good spatial coverage across Parcel 1 in the event the proposed redevelopment scenario changes.

Soil gas samples were collected at each sampling location at an approximate depth of 5 ft bgs using a truck-mounted Geoprobe® drill rig. Soil gas samples were collected through clean, dedicated, Teflon-lined polyethylene tubing attached by an adaptor (expendable anchor point or an open retractable probe tip) to the bottom Geoprobe® rod section. A hollow-stem pipe was inserted into the subsurface, and a sampling “port” was attached to the drive-end of the hollow-stem piping, which was attached to tubing. The tubing was stretched from the subsurface, up through the hollow-stem piping, to hand-held sampling units and/or the collection vessel (sorber)

tubes) located at the surface. A vacuum device (metered pump) was used to extract soil gas from the subsurface when the desired depth was reached.

Once the soil gas sampling system was set up, the soil gas was purged from the soil boring using a vacuum pump and flow meter, carbon dioxide and oxygen (CO₂/O₂) readings were monitored, and purging continued until these readings remained stable for one minute. Once a minimum of three volumes was purged and stabilization was achieved, the soil gas was screened using a hand-held PID and the concentration was recorded. The soil gas samples were then collected by INTERA by pumping through a sorbent tube for 5 minutes (1-liter sample volume). The soil gas samples were submitted for laboratory analysis of VOCs via EPA Method TO-17 by Vista to Beacon Environmental Services (Beacon). Copies of Vista field forms are provided in **Appendix A** and a copy of the analytical laboratory report is provided in **Appendix C**.

2.3 ACBM and LBP Sampling

DC Environmental, Inc. (DCE) of Albuquerque, New Mexico, an INTERA subcontractor, performed asbestos and LBP surveys at the Site on October 25 and 27, 2016. The asbestos/LBP surveys were conducted to determine the presence, location, and quantity of asbestos remaining within the Babbit Shop, the Welding Shop, the South Wash Room, the Power House, and the Turntable and to establish the basis for the presence of lead-containing finishes with the Site structure (DCE, 2016).

DCE conducted a visual inspection for asbestos-containing building materials within each structure and collected bulk samples that were tested for asbestos using Polarized Light Microscopy and stereomicroscopy bulk asbestos analysis. Analysis was conducted by Crisp Analytical, LLC (Crisp), of Carrollton, Texas. Crisp is an accredited laboratory and recognized by the National Voluntary Laboratory Accreditation Program (DCE, 2016).

The presence of lead-based paint was assessed in substantial compliance with the Housing and Urban Development guidelines. DCE conducted the surface coating screening survey of the interior and exterior of the buildings to generally identify building components coated with a surface coating that contains lead. The survey consisted of testing the lead concentrations of each of the accessible surfaces using a Radiation Monitoring Device (RMD) LPA-1 X-Ray Fluorescence (XRF) device. The determination of lead in paint is defined as a surface content of at least 1.0 milligrams per square centimeter. If the XRF readings were between the 0.9 to 1.0 mg/cm² range, then the readings are declared as either lead-based paint or lead-containing materials and sampling is recommended. Surfaces that were tested with the XRF device included, but were not limited to the following: doors, ceiling, painted walls, structural steel support, painted door components, roof components, ventilation duct, gates, and framing. In

addition, bulk samples of paint chips were collected to verify the XRF readings. Lead-based paint is further defined if laboratory analysis determines the lead content to be one-half percent (0.5 %) by weight or greater when analyzed by Flame Atomic Absorption (DCE, 2016).

2.4 Groundwater Sampling

On November 4, 2016 groundwater samples were collected from the groundwater monitoring wells located in Parcel 1 including: MW-2, MW-3, and MW-4. All monitoring wells were purged using dedicated, disposable polyethylene bailers.

For each monitoring well, a groundwater sample was collected once three well casing volumes were removed from the monitoring well and water quality parameters stabilized for three consecutive readings. The groundwater samples were labeled and immediately placed on ice for transport to HEAL of Albuquerque, New Mexico for analysis of VOCs via EPA Method 8260B and EDB via EPA Method 504.1. Proper chain-of-custody procedures were adhered to during sample collection, transport, and delivery to HEAL.

More details, including field forms and water quality data, can be found in the Site-wide groundwater monitoring report developed by INTERA (INTERA, 2017).

3.0 RESULTS AND DISCUSSION

The soil, soil gas, and groundwater results of the 2016 additional characterization field activities conducted within Parcel 1 of the Site are summarized in the following subsections. These new data have been compiled with historic data previously summarized in the Site CSM (INTERA, 2015) to provide an overall assessment of the nature and extent of the contamination for Parcel 1. For each media (soil, soil gas, and groundwater) investigated, a CSM Update section has been included to facilitate evaluation of all Site data with regards to impacts to future redevelopment. Unless otherwise stated, all data results are discussed for a residential scenario. For soil, the state regulation defines accessible soil for a residential scenario to be located from 0 to 10 ft bgs, (NMED, 2015).

Select soil and soil gas samples had elevated laboratory reporting detection limits (RLs) for select constituents due to interference from elevated concentrations of other compounds. For these samples, INTERA requested that the laboratories (HEAL and Beacon) report using the method detection limit (MDL) and flag the results as estimated (J qualifier). Reporting down to the MDL resulted in all laboratory RLs being lower than the residential/construction worker soil screening levels (SSLs) and NMED vapor intrusion screening levels (VISLs) with the exception of EDB in soil gas. The RL for EDB will be discussed further in Section 3.2.

NMED does not have an established VISLs for several constituents including: 1,2,4-trimethylbenzene, 1,3,5-trimethylbenzene, 1,3-dichlorobenzene, 1,4-dioxane, and 2-methylnaphthalene. INTERA was, however, able to calculate the VISLs for 1,2,4-trimethylbenzene and 1,4-dioxane using the EPA VISLs Calculator. The methodology behind the calculations is explained in more detail in **Appendix D**.

The spatial trends are discussed below for all COPCs listed in Section 1.1. Figures were developed to illustrate the spatial trend of SSL exceedances for COPCs over the investigation time period, between 1995 and 2016. Red-colored locations illustrate sampling locations where the selected COPC has been detected at a concentration that exceeds the corresponding SSL. The green-colored locations illustrate sampling locations where the selected COPC has been detected at a concentration below the corresponding SSL. The orange-colored locations illustrate sampling locations where the selected COPC has not been detected. The black-colored locations illustrate sampling locations where the selected COPC has not been detected, but the laboratory detection limit is greater than the SSL; therefore, exceedances are unable to be determined at these locations. For all non-detect locations, the minimum detection limit over the monitoring time period was used for comparison. One sampling location may have several different “types”

of detections; for conservative purposes, only the SSL exceedance is shown. Furthermore, the shape of these points represents the sampling location type: squares represent soil borings, diamonds represent surface soil samples, and squares with a cross represent test pits. Figures illustrating soil, soil gas, and groundwater results for the entire Site (Parcels 1 through 10) are included in **Appendix E**. The results discussed below are specific to Parcel 1.

3.1 Soil Sampling Results

3.1.1 Metals

Arsenic was detected in four of the eight soil samples above the laboratory RL; however, the concentrations did not exceed the residential SSL of 4.25 mg/kg. Chromium, iron, and manganese were detected in all eight soil samples at concentration above the laboratory RLs; however, the concentrations did not exceed their residential SSLs of 96.6 mg/kg, 54,800 mg/kg, and 10,500 mg/kg, respectively. Additionally, manganese concentrations did not exceed the more conservative construction worker SSL of 464 mg/kg. Lead was detected in all eight soil samples with concentrations below the residential SSL of 400 mg/kg with the exception of the soil samples collected at SB-12 from 0 to 5 ft bgs. The soil sample collected at SB-12 had a lead concentration of 490 mg/kg. Antimony and Thallium were not detected above the laboratory RL in all soil samples. A summary of the laboratory analytical results is provided in **Table 2**. Soil sampling results from the recent 2016 additional characterization and historic results are illustrated on **Figures 3a** through **3g**. A copy of the laboratory analytical report is provided in **Appendix B**.

3.1.2 Petroleum Hydrocarbons

Benzo(a)anthracene was detected in the soil sample collected at SB-11 from 0 to 5 ft bgs above the laboratory RL; however, the concentration did not exceed the residential SSL of 1.53 mg/kg. Dibenzo(a,h)anthracene was detected in the soil sample collected at SB-11 from 0 to 5 ft bgs above the laboratory RL; however, the concentration did not exceed the residential SSL of 0.153 mg/kg. Indeno(1,2,3-cd)pyrene was detected in soil samples collected at SB-11 (0-5 ft bgs) and SB-12 (0-5 ft bgs) above their laboratory RLs; however, their concentrations did not exceed the residential SSLs of 1.53 mg/kg. Benzo(a)pyrene was detected in soil samples collected at SB-11 (0-5 ft bgs) and SB-12 (0-5 ft bgs) at a concentration of 0.015 mg/kg and 0.72 mg/kg, respectively. The benzo(a)pyrene concentration at SB-12 exceeds the residential SSL of 0.153 mg/kg. Benzo(b)fluoranthene and naphthalene were not detected above the laboratory RLs in any of the soil samples collected within Parcel 1.

TPH DRO + MRO was detected above the laboratory RLs in soil samples SB-5 (6-10 ft bgs) and SB-12 (0-5 ft bgs); however, concentrations did not exceed the residential SSL of 1,000 mg/kg. TPH GRO was not detected above the laboratory RL in all soil samples. A summary of the

laboratory analytical results is provided in **Table 1** and illustrated on **Figures 4a** through **4e** and **Figure 5**. A copy of the laboratory analytical report is provided in **Appendix B**.

3.1.3 Conceptual Site Model Update

The CSM identified soil data gaps along the southern boundary and the eastern boundary in the southern portion of the Site, which is within the boundary of Parcel 1. Therefore, INTERA designed the 2016 additional characterization sampling plan to collect soil samples specifically in these areas where data were identified as missing in the initial CSM.

Figures 3a through **3g** illustrate there are no longer any data gaps for Site metal COPCs and the cumulative data is distributed well throughout Parcel 1. Lead was the only Site metal COPC that exceeded its residential SSL during this 2016 additional characterization event. **Figure 3b** illustrates arsenic concentrations which exceed residential SSLs are isolated to two areas within the Roundhouse Foundation footprint and immediately adjacent to the Concrete Water Reservoir. Chromium exceeds the residential SSL at one location within the Roundhouse Foundation footprint; this location coincides with an arsenic exceedance (**Figure 3c**). **Figure 3e** illustrates lead concentrations exceeding their residential SSL are concentrated within the Roundhouse Foundation footprint. **Figures 3a, 3d, 3f, and 3g** illustrate that with the additional 2016 sampling locations, antimony, iron, manganese, and thallium still are not detected above their residential or construction worker SSLs within Parcel 1.

Figures 4a through **4e** illustrate there are no longer any data gaps for petroleum hydrocarbons in Parcel 1 soil and the cumulative data is distributed well throughout Parcel 1. Benzo(a)pyrene was the only Site petroleum hydrocarbon COPC (excluding TPH) that exceeded its residential SSL during this 2016 additional characterization event in Parcel 1. Locations where benzo(a)pyrene concentrations exceed the residential SSL are located throughout Parcel 1 and include: within Roundhouse Foundation footprint, west of the Welding Shop, adjacent to the Former Oil Cellar/AST and Concrete Water Reservoir, and on the southern boundary of Parcel 1 (**Figure 4b**). No regulatory exceedances of benzo(a)anthracene, benzo(b)fluoranthene, dibenzo(a,h)anthracene, and indeno(1,2,3-cd)pyrene were observed in Parcel 1 (**Figures 4a, 4c, 4d, and 4e**).

Figure 5 illustrates there are no longer any data gaps for TPH and the cumulative data is distributed well throughout Parcel 1. The figure shows that TPH concentrations exceeding residential SSLs are located in the Roundhouse Foundation area and next to the Former Oil Cellar/AST and Concrete Water Reservoir within Parcel 1.

In summary, the locations of benzo(a)pyrene exceedances are generally collocated with all other exceedances (lead, arsenic, chromium, and TPH). As such, **Figure 4b** can be used to guide recommendations for remediation and/or engineering controls for redevelopment purposes.

3.2 Soil Gas Sampling Results

Toluene was detected in all four soil gas samples collected from soil borings SB-4 (13.25 micrograms per cubic meter [$\mu\text{g}/\text{m}^3$]), SB-10 (17.5 $\mu\text{g}/\text{m}^3$), SB-11 (17.44 $\mu\text{g}/\text{m}^3$), and SB-12 (14.31 $\mu\text{g}/\text{m}^3$); however, these concentrations are well below the NMED VISL of 52,100 $\mu\text{g}/\text{m}^3$. A summary of the laboratory analytical results is provided in **Table 3**. Isopleth maps illustrating the distribution of select contaminants are provided in **Appendix C**. A copy of the laboratory analytical report is included in **Appendix C**. It should be noted that the laboratory RL for EDB (10 $\mu\text{g}/\text{m}^3$) was greater than the NMED VISL of 0.468 $\mu\text{g}/\text{m}^3$ and EPA VISL of 1.6 $\mu\text{g}/\text{m}^3$ for EDB. EDB was not identified in any of the soil gas samples above the laboratory reporting limit.

3.2.1 Conceptual Site Model Update

The CSM identified that there was inadequate coverage with regard to soil gas within Parcel 1. To fill this data gap, INTERA collected four soil gas samples within Parcel 1. The results from the soil gas sampling revealed some detections of the fuel contaminant, toluene; however, the detections do not exceed the NMED VISL and therefore is not considered to be an exposure pathway.

3.3 ACBM and LBP Sampling Results

3.3.1 ACBM Sampling Results

Asbestos was identified in the Babbit Shop and the South Wash Room and is summarized in Table 4. Asbestos was not detected in the Welding Shop, the Power House, or the Turntable.

Table 4. Asbestos Sample Analyses

Sample #	Building Name	Analyst physical description of subsample	Asbestos Visual Estimate Percent/Type
16-168-110	Babbit Shop	Interior window putty	0.50% Chrysotile (PC)
16-168-111	Babbit Shop	Roofing material	7% Chrysotile
16-169-101	South Wash Room	Silver roofing material/Black weathered tar	7% Chrysotile
16-169-106	South Wash Room	Penetration Sealant/Black weathered tar	7% Chrysotile
16-169-107	South Wash Room	Penetration Sealant/Black weathered tar	6% Chrysotile
16-169-108	South Wash Room	Drip Edge sealant/Black weathered tar	7% Chrysotile
16-169-109	South Wash Room	Exterior Window putty	3% Chrysotile
16-169-110	South Wash Room	Exterior Window putty	2% Chrysotile
16-169-111	South Wash Room	Exterior Window putty	3% Chrysotile

A copy of the asbestos survey reports, which includes the asbestos laboratory results, are provided in **Appendix F**.

3.3.2 LBP Sampling Results

LBP was identified in the Babbit Shop, the Welding Shop, the South Wash Room, the Power House, and Turntable.

The lead based paint surfaces detected in the *Babbit Shop* included:

- red interior floor paint on concrete,
- black metal paint on compressed air pipe,
- gray paint on interior metal door, and
- rust colored paint on metal exterior flashing.

The lead based paint surfaces detected in the *Welding Shop* included:

- off-white paint on the metal window mullion,
- orange paint on exterior metal pipe,
- red paint on metal door and frame,
- green paint on metal door frame,
- gray paint on interior concrete walls,
- red/rust paint on metal window frame, and,
- white/brown paint on metal door header.

The lead based paint surfaces detected in the *South Wash Room* included:

- exterior red window frames,

- silver door frames,
- green paint in Room 1,
- off-white paint in Room 1,
- interior window frame, gray paint in Room 1,
- red paint in Room 1,
- green paint on ceiling in Room 2,
- white paint on ceiling in Room 2,
- green paint in Room 2,
- dark green paint in Room 3,
- light green paint in Room 3,
- white paint in Room 3,
- drain pipe bell joint in Room 3,
- green ceiling in Room 3,
- white paint in Room 4,
- interior white window frame in Room 4,
- yellow paint in Room 4,
- white paint on toilet stall, center wall in Room 4, and,
- white paint on ceiling of Room 4.

The lead based paint surfaces detected in the *Power House* included:

- west boiler (west face),
- east boiler (east face), and,
- east boiler (north face).

The lead based paint surfaces detected in the *Turntable* included the yellow paint on the turntable engine and engine tank.

An LBP chip analyses was conducted to verify select XRF readings, and it confirmed LBP in the Babbit Shop and the South Wash Room. A copy of the LBP survey report, which includes the LBP chip laboratory results and XRF screening results, is provided in **Appendix F**.

3.3.3 Conceptual Site Model Update

The CSM recommended that a Site inspection of all building materials at the Site be conducted to determine if the asbestos and LBP sampling historically conducted at the Site was comprehensive and fill in any data gaps as necessary. DCE reviewed the historical asbestos and LBP sampling locations and resulting data and designed their sample collection to target

locations and/or buildings that had not previously been surveyed and/or confirm locations already sampled.

Previous asbestos inspections conducted in 2005 by Terracon identified only trace amounts of asbestos in the beige window putty/glazing material at the Babbit Shop (INTERA, 2015). During the 2016 survey, DCE collected and analyzed 7 additional asbestos samples in the Babbit Shop. No evidence of previous asbestos inspections performed at the Welding Shop, South Wash Room, or Power House were found (INTERA, 2015). To fill in these data gaps, DCE collected 9 asbestos bulk samples in the Welding Shop, 11 asbestos bulk samples in the South Wash Room, and 9 asbestos bulk samples in the Power House. Asbestos was not detected at the Welding Shop or the Power House, two samples came back positive for asbestos in the Babbit Shop, and seven samples came back positive for asbestos in the South Wash Room. Details pertaining to the locations of asbestos within the Babbit Ship and South Wash Room are discussed in detail in Section 3.3.1 and in the DCE Survey Report provided in **Appendix F**.

There are no data indicating LBP samples were historically collected within the four buildings or Turntable located in Parcel 1 (INTERA, 2015). DCE screened 40 paint samples in the Babbit Shop, 44 paint samples in the Welding Shop, 78 paint samples in the South Wash Room, 35 paint samplings in the Power House, and 9 paint samples in the Turntable using the XRF device. The 2016 results indicate that LBP was detected in each building. Details pertaining to the locations of the LBP is discussed in detail in Section 3.3.2 and in the DCE Survey Report provided in **Appendix F**.

3.4 Groundwater Sampling Results

Three monitoring wells (MW-02, MW-03, and MW-04) fall within Parcel 1. The benzene concentration detected in the groundwater sample collected from monitoring well MW-03 was 8.8 micrograms per liter ($\mu\text{g/L}$) which is below the New Mexico Water Quality Control Commission (NMWQCC) Standard of 10 $\mu\text{g/L}$. Benzene was not detected above the laboratory RL at monitoring wells MW-02 and MW-04. Total naphthalenes were detected at monitoring well MW-03 (220 $\mu\text{g/L}$) and MW-04 (4.4 $\mu\text{g/L}$); the total naphthalenes concentration at MW-03 exceeds the NMWQCC Standard of 30 $\mu\text{g/L}$. EDB was not detected above the laboratory RL of 0.010 $\mu\text{g/L}$ at any of the monitoring wells (**Figure 7**).

More details, including field forms and water quality data, can be found in the site-wide groundwater monitoring report developed by INTERA (INTERA, 2017). A copy of the laboratory analytical report is included in **Appendix G**.

3.4.1 Conceptual Model Update

The CSM noted that the presence (or absence) of EDB in groundwater has not been determined. To address this data gap, INTERA collected groundwater samples from the Site wells and submitted them for analysis of VOCs via EPA Method 8260B and EDB via EPA Method 504.1. The laboratory RL for EDB via EPA Method 504.1 (0.010 µg/L) is below the NMWQCC Standard of 0.10 µg/L; therefore, the presence or absence of EDB, at a concentration above the EDB NMWQCC Standard, if present, could be determined.

Site groundwater wells have been sampled intermittently since 1996; **Table 6** presents the historical data for benzene, toluene, ethylbenzene, and total xylenes (BTEX), EDB, and total naphthalenes at monitoring well MW-02, MW-03, and MW-04. Currently only total naphthalenes exceed the NMWQCC standard at monitoring well MW-03. EDB was not detected above the laboratory RL of 0.010 µg/L. The groundwater sampling results from the Site-wide November 2016 groundwater monitoring event are provided in a separate groundwater monitoring report (INTERA, 2017).

INTERA is scheduled to conduct another site-wide annual groundwater monitoring event in November 2017.

4.0 CONCLUSIONS AND RECOMMENDATIONS

Based on the results of the additional characterization and evaluation of all data, INTERA has compiled the following conclusions and recommendations.

4.1 Conclusions

- Five soil samples were identified to contain arsenic concentrations that exceed the arsenic residential SSL; the locations of these soil samples fall within the Roundhouse Foundation footprint and are located immediately adjacent to then Concrete Water Reservoir (**Figure 3b**).
- One soil sample was identified to contain a chromium concentration that exceeds the chromium residential SSL, the location of this soil sample falls within the western portion of the Roundhouse Foundation footprint (**Figure 3c**).
- Four soil samples were identified to contain lead concentrations that exceed the lead residential SSL; the locations of these soil samples fall within the Roundhouse Foundation footprint (**Figure 3e**).
- Benzo(a)pyrene was identified in 10 soil samples at concentrations that exceed the benzo(a)pyrene residential SSL; the locations of these soil samples fall within the Roundhouse Foundation footprint, immediately adjacent to the Concrete Water Reservoir, east of the Welding Shop, adjacent to the Former Oil Cellar/AST, and along the southern boundary of Parcel 1 (**Figure 4b**).
- Five soil samples were identified to contain TPH DRO+MRO concentrations that exceed the TPH DRO+MRO residential SSL; the locations of these soil samples fall within the western portion of the Roundhouse Foundation footprint and are immediately adjacent to the Former Oil Cellar/AST and Concrete Water Reservoir (**Figure 5**).
- Toluene was detected in all four soil gas samples collected within Parcel 1 (**Table 3**). The toluene soil gas concentrations did not exceed the corresponding toluene VISL. No other constituents were detected in the soil gas samples above the laboratory RL within Parcel 1.
- The laboratory RL for EDB in soil gas exceeded the corresponding NMED VISL (**Table 3**).
- Asbestos was detected in the Babbit Shop and the South Wash Room. Asbestos was not detected in the Welding Shop, Power House, or Turntable.

- LBP was detected in the Babbit Shop, the Welding Shop, the South Wash Room, the Power House, and the Turntable.
- Total naphthalenes concentration in groundwater identified at MW-03 exceeded the NMWQCC Standard (**Table 6** and **Figure 7**).

4.2 Recommendations

Based on the synthesis of all data collected within Parcel 1, including the results of the recent additional characterization field event for Parcel 1, INTERA makes the following recommendations:

- Contaminated Soil (metal and PCS): Soil contamination is present in Parcel 1 within the Roundhouse Foundation footprint, immediately adjacent to the Concrete Water Reservoir and the Former Oil Cellar/AST, east of the Welding Shop, and along the southern boundary of Parcel 1, from the ground surface to 10 ft bgs.
 - Removal: If soil is excavated during Site construction, the soil should be field-screened if applicable, segregated, characterized, and either reused on-Site or disposed of properly. The extent to which encountered contaminated soil may have to be removed shall be dependent on the final chosen land use scenario (e.g., residential/commercial or industrial) and proposed land cover (e.g., asphalt or concrete). INTERA recommends avoiding redevelopment in areas where TPH contamination had been identified: within the western portion of the Roundhouse Foundation footprint and are immediately adjacent to the Former Oil Cellar/AST and Concrete Water Reservoir.
 - Engineering Controls: If contaminated soil is left in place, engineering controls must be implemented to minimize or remove the potential exposure to residual contamination. Engineering controls provide a physical barrier to the contamination and can include soil capping with clean fill, or if contaminant mobility via leaching is of concern, soil capping with an impermeable surface (e.g., asphalt, concrete). INTERA recommends capping areas identified as having residual soil contamination within Parcel 1 with an impermeable surface to prevent exposure to residual contamination and reduce contaminant mobility via leaching.
 - Institutional Controls: If engineering controls are implemented than institutional controls (administrative or legal controls) are typically necessary to provide information regarding residual contamination left in place, document engineering controls implemented, and record any land use restrictions. In the event that

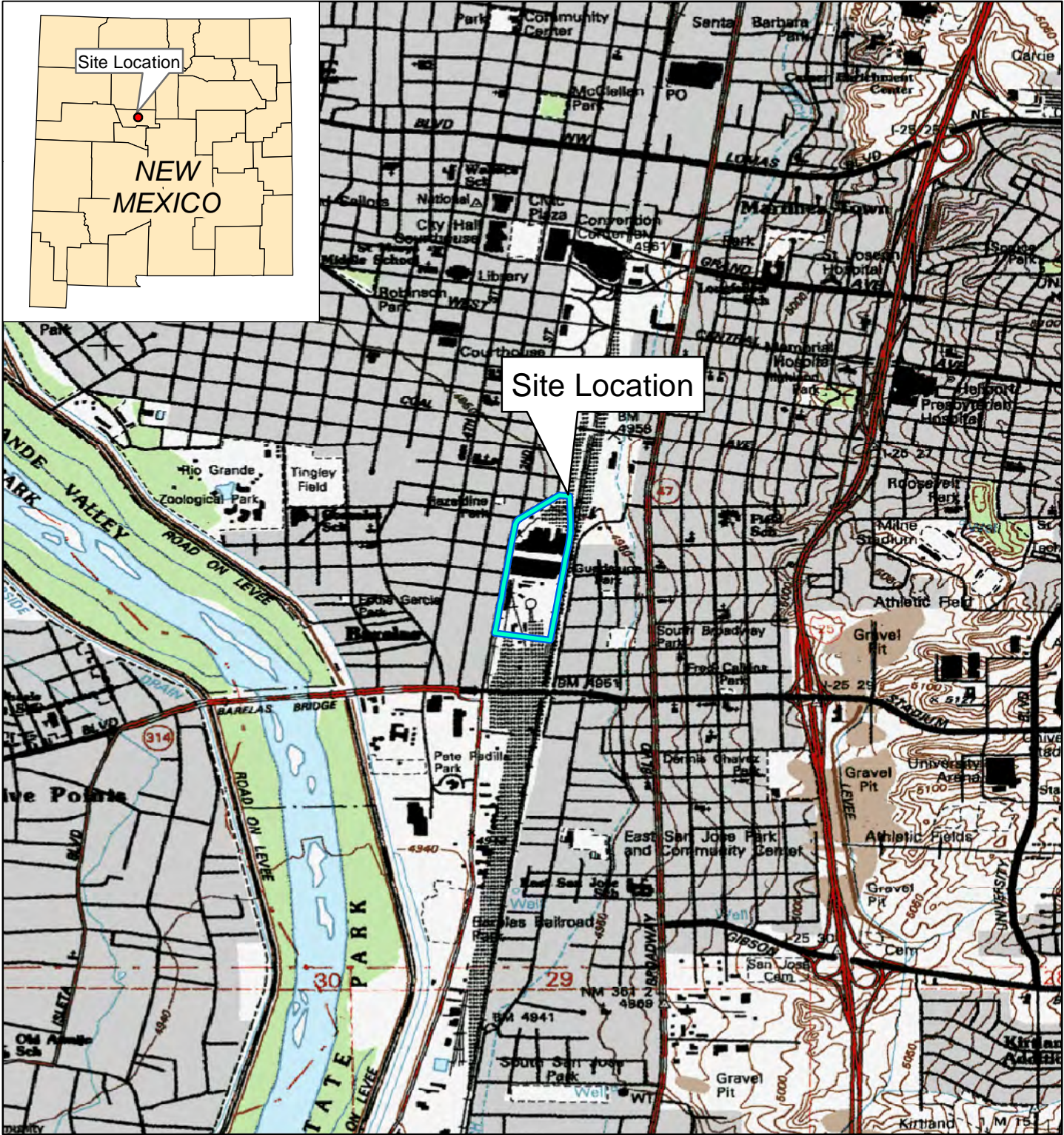
residual contamination is left in place and engineering controls are implemented, INTERA recommends documenting these using institutional controls.

- Soil Gas Engineering Controls: Soil gas samples collected within Parcel 1 did not reveal a potential vapor intrusion issue. Even though the laboratory RL for EDB in soil gas exceeded the corresponding NMED VISL, EDB is not considered a contaminant of concern at the Site because it has not been identified above RL in either Site soil or ground water and was not associated with historical Site uses. Further, even though vapor intrusion was not identified as an issue due to the known petroleum hydrocarbon soil contamination present in Parcel 1, INTERA recommends evaluating engineering controls to prevent vapor intrusion. These engineering controls could include a vapor intrusion membrane, passive depressurization system, active depressurization system, or some combination. INTERA recommends installing a vapor intrusion membrane in all new buildings. INTERA recommends documenting any engineering controls implemented via institutional controls.
- Contaminated Groundwater: Groundwater sampling at monitoring MW-03 revealed the presence of total naphthalenes at concentrations in excess of the NMWQCC Standard. If redevelopment is anticipated to encounter groundwater, and dewatering is necessary, all groundwater must be treated prior to discharge. Additionally, if any portion of the development extends into the subsurface at depths where it will be in contact with contaminated groundwater, all material in contact with groundwater needs to either be installed within a petroleum resistant barrier or be a material that is petroleum resistant. Because monitoring well MW-03 is a downgradient monitoring well and is impacted with total naphthalenes at concentrations in excess of the NMWQCC Standard, the horizontal extent of contamination in groundwater should be delineated. This would include the installation of additional monitoring wells both on- and off-Site.
- Immobilization/Containment of Asbestos and LBP Materials: The materials containing asbestos and LBP will require abatement or encapsulation before substantial renovation or demolition, if proposed, can commence. The final building renovation design should be considered and a decision be made as to their final deposition. Any remaining asbestos and/or LBP left within the Babbit Shop, the Welding Shop, the South Wash Room, the Power House, and the Turntable will need to be documented, and a management plan will need to be developed stating how these materials should be handled following renovation activities.

5.0 REFERENCES

- ASTM International (ASTM), 2013. *ASTM Standard D 2488-09a Standard Practice for Description and Identification of Soils (Visual Manual Procedure)*. West Conshohocken, PA.
- DC Environmental (DC), 2016. *Asbestos and Lead Based Paint Survey, City of Albuquerque, Railyard South Wash Room Parcel 1, Albuquerque, NM*. November 9.
- _____, 2016. *Asbestos and Lead Based Paint Survey, City of Albuquerque, Babbitt & Welding Shop Parcel 1, Albuquerque, NM*. November 23.
- _____, 2016. *Asbestos and Lead Based Paint Survey, City of Albuquerque, Railyard Power House, Albuquerque, NM*. November 29.
- _____, 2016. *Asbestos and Lead Based Paint Survey, City of Albuquerque, Railyard Turn Table Parcel 1, Albuquerque, NM*. November 29.
- Freeman, Andy, 2016. Personal communication with Lynda Price of INTERA Incorporated. December 2.
- INTERA Incorporated (INTERA), 2017. *Additional Characterization of Groundwater, City of Albuquerque Rail Yards, Bernalillo, New Mexico*. February 3.
- _____, 2016a. *Scope of Work and Cost Proposal for Additional Characterization, Voluntary Remediation Program Activities at the City of Albuquerque Rail Yards, Albuquerque, Bernalillo County, New Mexico*. Prepared for the City of Albuquerque Metropolitan Redevelopment Agency. August 10.
- _____, 2016b. *DRAFT New Mexico Environmental Department Voluntary Remediation Program Preliminary Work Plan, Albuquerque Rail Yards, Albuquerque, Bernalillo, New Mexico*. Prepared for the City of Albuquerque. March.
- _____, 2015. *Conceptual Site Model City of Albuquerque Rail Yards, Albuquerque, New Mexico*. Prepared for the City of Albuquerque. September 25.
- New Mexico Environment Department (NMED). 2015. *Risk Assessment Guidance for Site Investigations and Remediation. Volume 1*. July.
- Samitaur Constructs. 2014. *Albuquerque Rail Yard Master Development Plan*. June.

FIGURES



Site Location

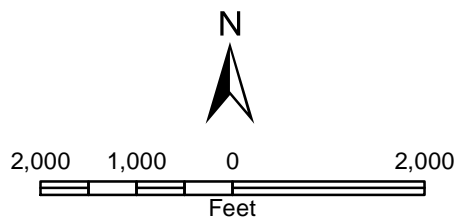


Figure 1
Site Location
 Additional Characterization,
 Voluntary Remediation Program Activities,
 Albuquerque Rail Yards, Albuquerque,
 Bernalillo County, New Mexico

INTERA Source(s): USGS, Albuquerque West
 Quadrangle, 1996



Legend

- | | | |
|--------------------------------------|----------------------------------|--------------------------------|
| ▲ Subslab Soil Vapor Sample (2016) | ▲ Soil Vapor Monitoring Location | ⊕ Monitoring Well; not located |
| ⊕ Soil Boring Sample (2016) | ⊕ Excavation Soil Sample | ▭ Site Feature |
| ⊕ Soil Boring/Soil Gas Sample (2016) | ◆ Field Screening Only | ▭ Parcel Boundary and ID |
| ⊕ Monitoring Well | ▭ Subslab Soil Sample | ▭ Property Boundary |
| ⊕ Soil Boring Sample | ● Sump | |
| ⊕ Surface Soil Sample | ● Test Pit Sample | |
| | ● Water Supply Well | |
| | ● Wood Floor Sample | |

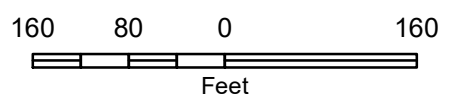


Figure 2a
Site Plan, Parcels
 Additional Characterization,
 Voluntary Remediation Program Activities,
 Albuquerque Rail Yards, Albuquerque,
 Bernalillo County, New Mexico



Source(s): Aerial – BERNCO GIS website, dated 2014.



Legend

- | | | |
|--------------------------------------|-----------------------|---------------------|
| ▲ Subslab Soil Vapor Sample (2016) | ⊕ Monitoring Well | ▬ Property Boundary |
| ⊕ Soil Boring Sample (2016) | ■ Surface Soil Sample | ▬ Parcel 1 Boundary |
| ⊕ Soil Boring/Soil Gas Sample (2016) | ▣ Subslab Soil Sample | |
| ⊕ Soil Boring Sample | ● Test Pit Sample | |

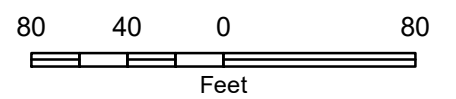


Figure 2b
 Parcel 1 2016 Soil and Soil Vapor
 Sample Locations
 Additional Characterization,
 Voluntary Remediation Program Activities,
 Albuquerque Rail Yards, Albuquerque,
 Bernalillo County, New Mexico

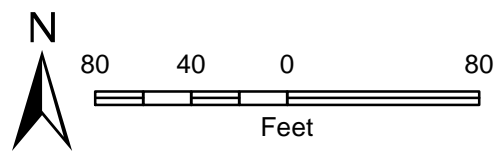


Legend

- Detect below SSL**
- Soil Boring
- Non-Detect**
- Soil Boring
 - ◆ Surface Soil; Subslab

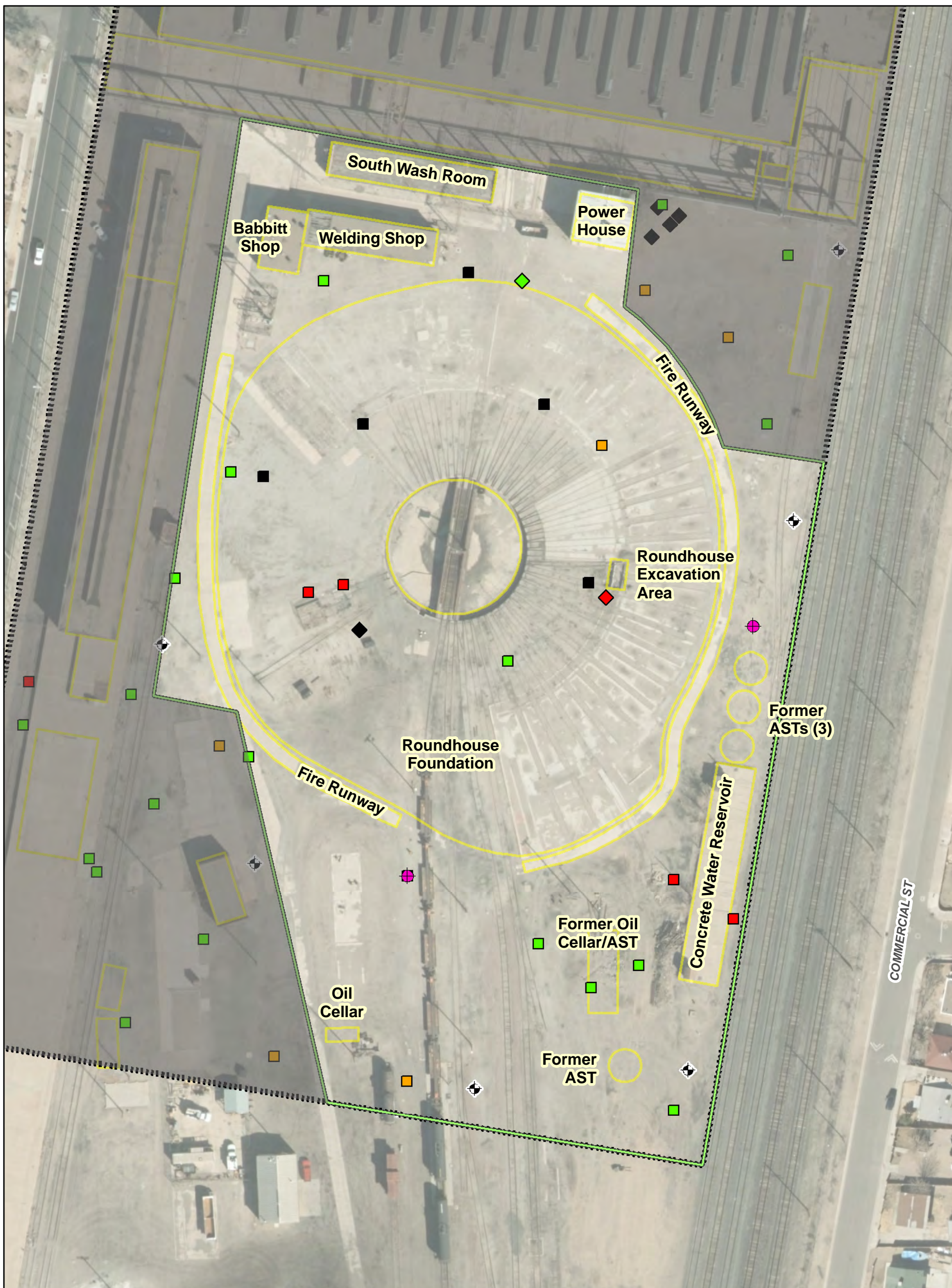
- 2016 Soil Boring - Soil Sample >10 ft bgs
- ⊗ Monitoring Well

- ▭ Parcel 1 Boundary
- ▨ Property Boundary



Note: Some sample depths include a portion greater than 10 ft bgs (i.e., sample interval = 8 - 12 ft bgs).
 SSL: Soil Screening Levels (NMED, 2015)

Figure 3a
 Residential SSL Exceedances
 (0-10 ft bgs), Antimony
 Additional Characterization,
 Voluntary Remediation Program Activities,
 Albuquerque Rail Yards, Albuquerque,
 Bernalillo County, New Mexico



Legend

- | | | |
|-------------------------|--|---|
| SSL Exceedance | Non-Detect | 2016 Soil Boring - Soil Sample >10 ft bgs |
| Soil Boring | Soil Boring | Monitoring Well |
| Surface Soil | Non-Detect; Detection Limit exceeds SSL | Parcel 1 Boundary |
| Detect below SSL | Soil Boring | Property Boundary |
| Soil Boring | Surface Soil | |
| Surface Soil | | |

Note: Some sample depths include a portion greater than 10 ft bgs (i.e., sample interval = 8 - 12 ft bgs).
 SSL: Soil Screening Levels (NMED, 2015)

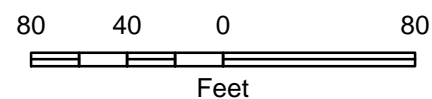


Figure 3b
 Residential SSL Exceedances
 (0-10 ft bgs), Arsenic
 Additional Characterization,
 Voluntary Remediation Program Activities,
 Albuquerque Rail Yards, Albuquerque,
 Bernalillo County, New Mexico



Legend

SSL Exceedance

■ Soil Boring

Detect below SSL

■ Soil Boring

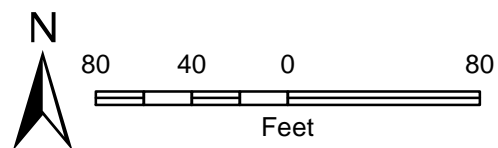
◆ Surface Soil

● 2016 Soil Boring - Soil Sample >10 ft bgs

● Monitoring Well

▭ Parcel 1 Boundary

▭ Property Boundary



Note: Some sample depths include a portion greater than 10 ft bgs (i.e., sample interval = 8 - 12 ft bgs).
 SSL: Soil Screening Levels (NMED, 2015)

Figure 3c
 Residential SSL Exceedances
 (0-10 ft bgs), Chromium
 Additional Characterization,
 Voluntary Remediation Program Activities,
 Albuquerque Rail Yards, Albuquerque,
 Bernalillo County, New Mexico

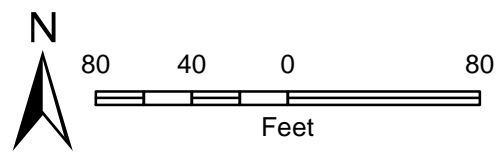


Legend

Detect below SSL
■ Soil Boring

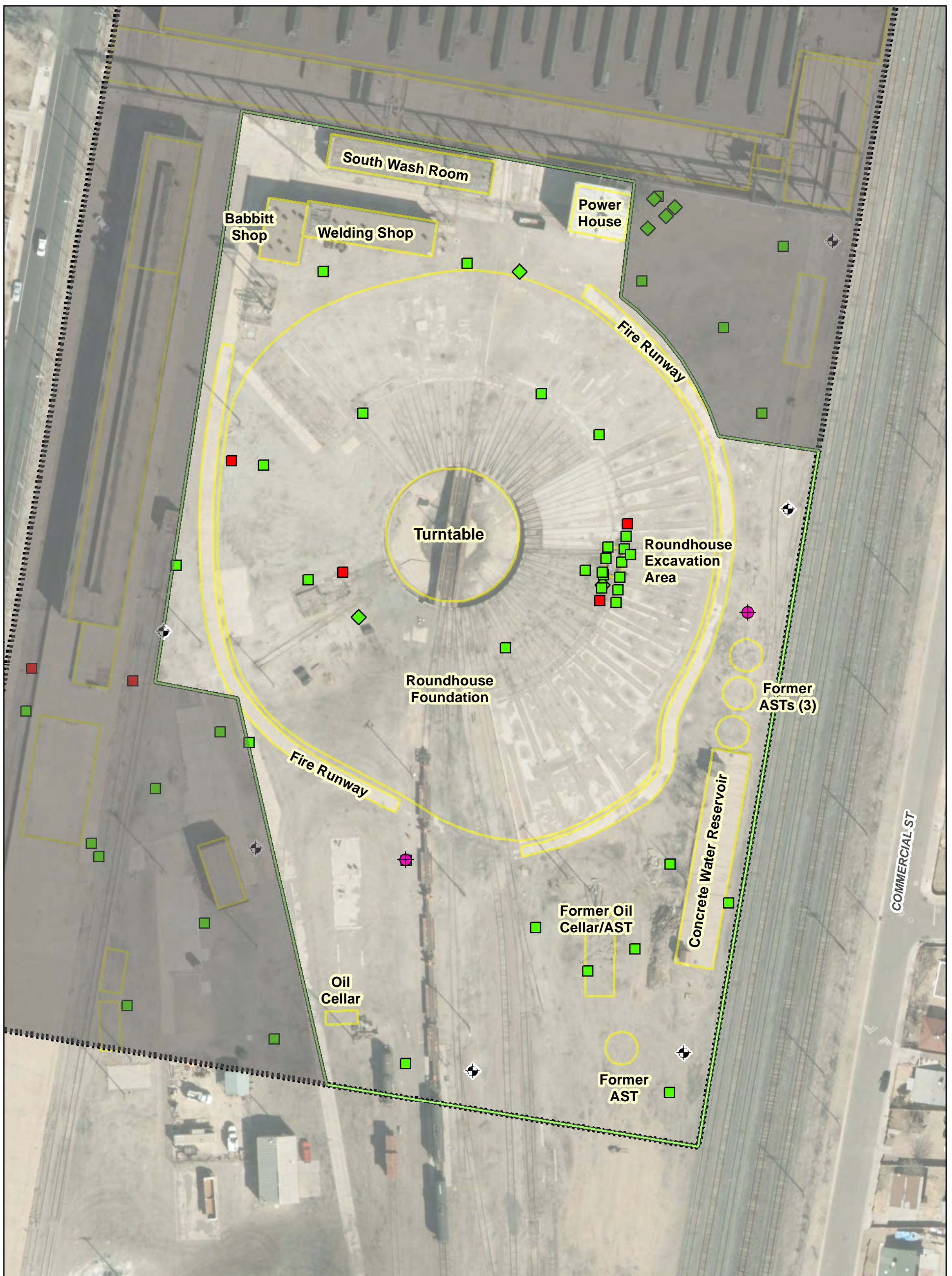
⊕ 2016 Soil Boring - Soil Sample >10 ft bgs
⊕ Monitoring Well

Parcel 1 Boundary
 Property Boundary



Note: Some sample depths include a portion greater than 10 ft bgs (i.e., sample interval = 8 - 12 ft bgs).
 SSL: Soil Screening Levels (NMED, 2015)

Figure 3d
 Residential SSL Exceedances
 (0-10 ft bgs), Iron
 Additional Characterization,
 Voluntary Remediation Program Activities,
 Albuquerque Rail Yards, Albuquerque,
 Bernalillo County, New Mexico



Legend

- | | | |
|-------------------------|---|-------------------|
| SSL Exceedance | 2016 Soil Boring - Soil Sample >10 ft bgs | Parcel 1 Boundary |
| Soil Boring | Monitoring Well | Property Boundary |
| Detect below SSL | | |
| Soil Boring | | |
| Surface Soil | | |

Note: Some sample depths include a portion greater than 10 ft bgs (i.e., sample interval = 8 - 12 ft bgs).
 SSL: Soil Screening Levels (NMED, 2015)

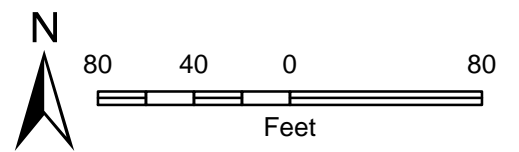
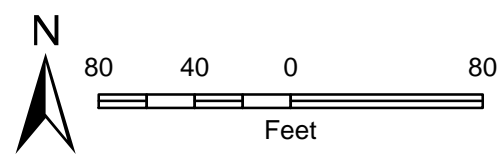


Figure 3e
 Residential SSL Exceedances
 (0-10 ft bgs), Lead
 Additional Characterization,
 Voluntary Remediation Program Activities,
 Albuquerque Rail Yards, Albuquerque,
 Bernalillo County, New Mexico



Legend

- SSL Exceedance
Soil Boring
- Detect below SSL
Soil Boring
- 2016 Soil Boring - Soil Sample >10 ft bgs
- Monitoring Well
- Parcel 1 Boundary
- Property Boundary



Note: Some sample depths include a portion greater than 10 ft bgs (i.e., sample interval = 8 - 12 ft bgs).
SSL: Soil Screening Levels (NMED, 2015)

Figure 3f
Construction Worker SSL Exceedances (0-10 ft bgs), Manganese
Additional Characterization,
Voluntary Remediation Program Activities,
Albuquerque Rail Yards, Albuquerque,
Bernalillo County, New Mexico



Legend

Detect below SSL

■ Soil Boring

Non-Detect

■ Soil Boring

Non-Detect; Detection Limit exceeds SSL

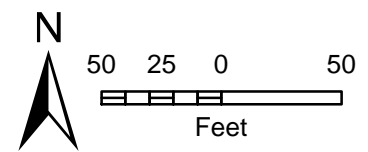
■ Soil Boring

● 2016 Soil Boring - Soil Sample >10 ft bgs

◆ Monitoring Well

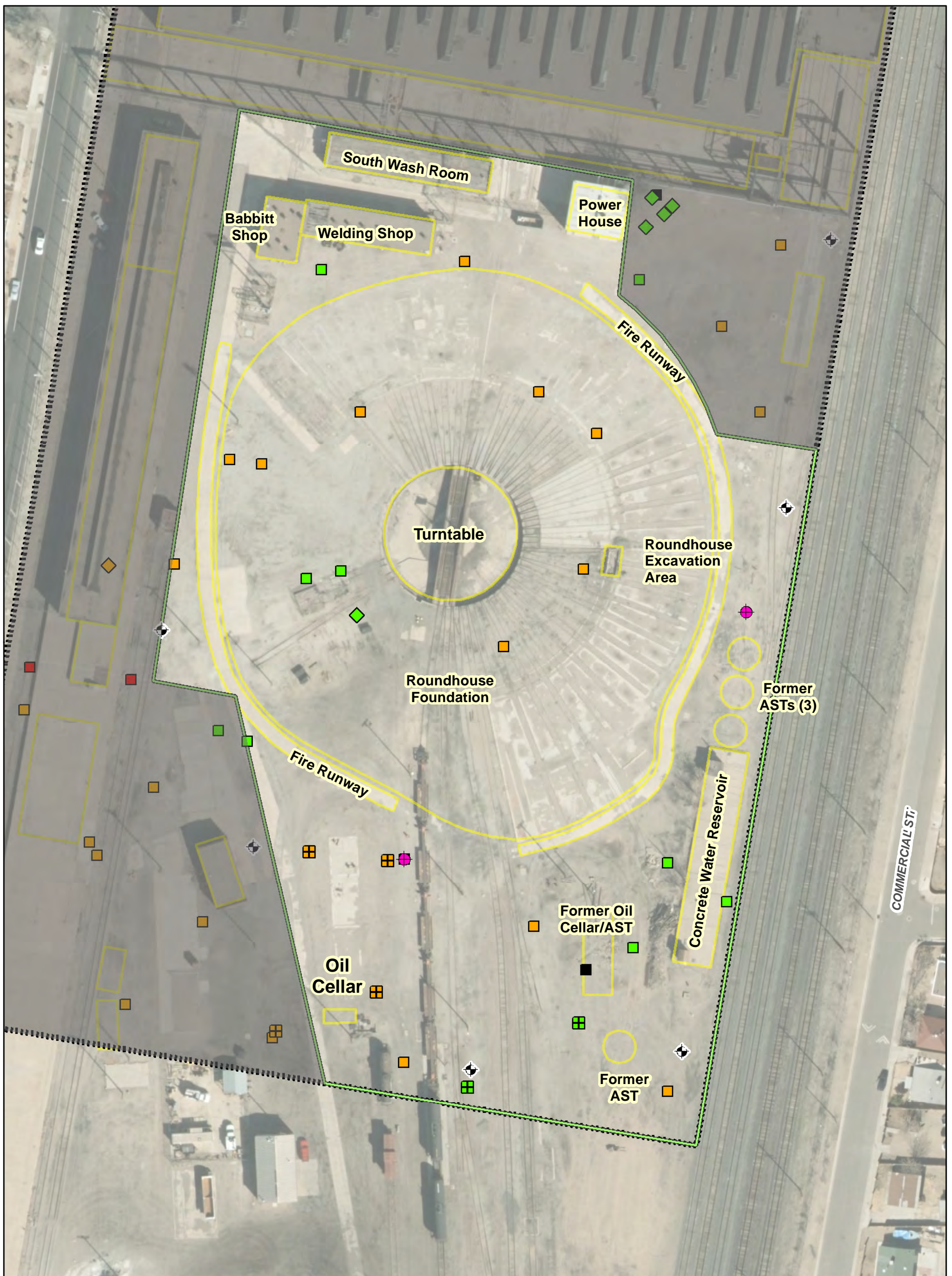
▭ Parcel 1 Boundary

▭ Property Boundary



Note: Some sample depths include a portion greater than 10 ft bgs (i.e., sample interval = 8 - 12 ft bgs).
 SSL: Soil Screening Levels (NMED, 2015)

Figure 3g
 Residential SSL Exceedances
 (0-10 ft bgs), Thallium
 Additional Characterization,
 Voluntary Remediation Program Activities,
 Albuquerque Rail Yards, Albuquerque,
 Bernalillo County, New Mexico



Legend

- | | | |
|-------------------------|--|---|
| SSL Exceedance | Non-Detect | 2016 Soil Boring - Soil Sample >10 ft bgs |
| Soil Boring | Soil Boring | Monitoring Well |
| Detect below SSL | Surface Soil; Subslab | Parcel 1 Boundary |
| Soil Boring | Test Pit | Property Boundary |
| Surface Soil | Non-Detect; Detection Limit exceeds SSL | |
| Test Pit | Soil Boring | |

Note: Some sample depths include a portion greater than 10 ft bgs (i.e., sample interval = 8 - 12 ft bgs).
 SSL: Soil Screening Levels (NMED, 2015)

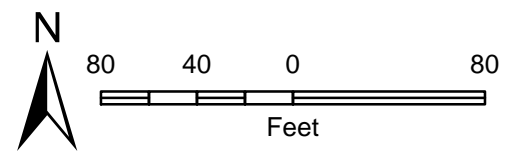
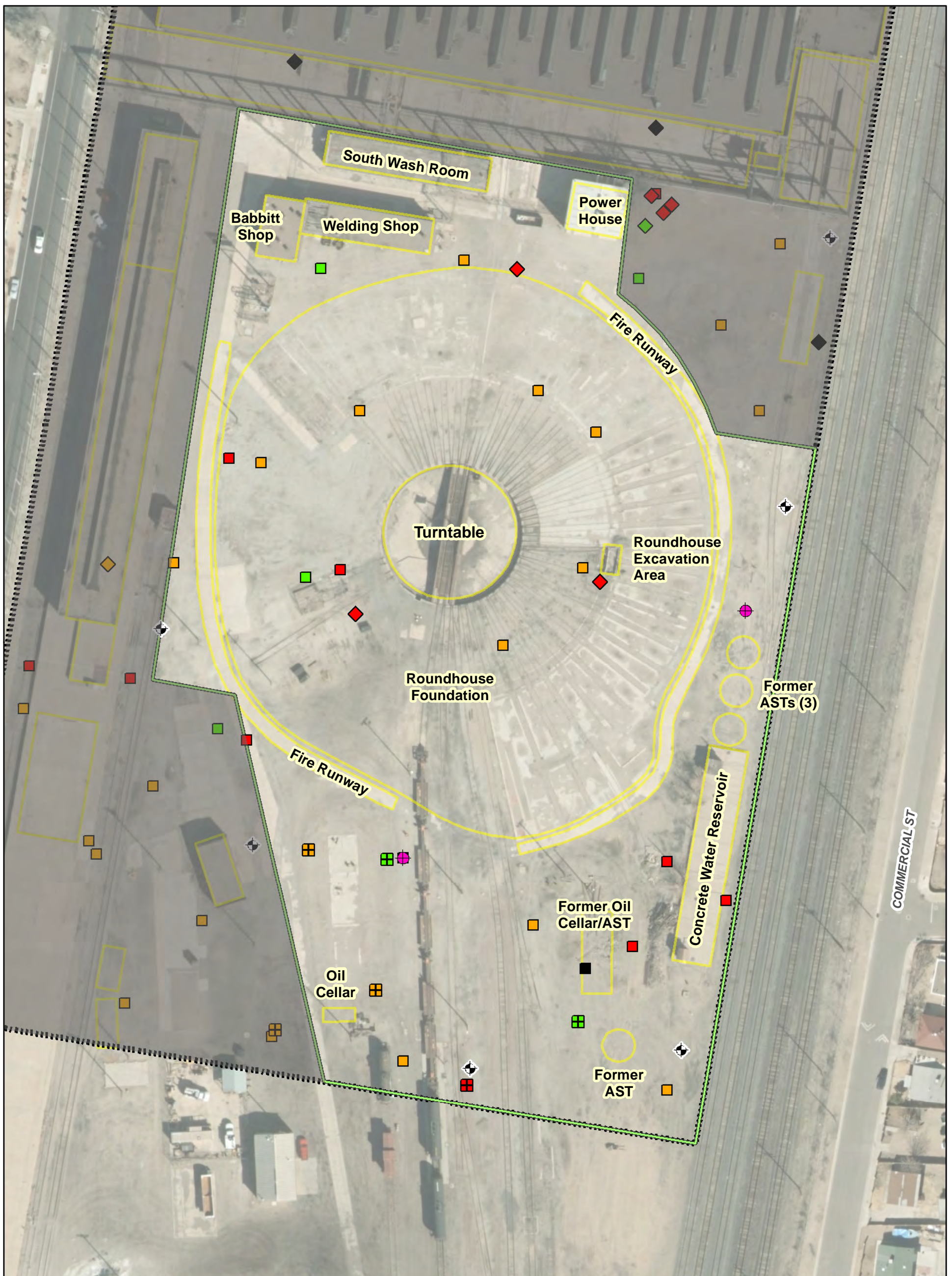


Figure 4a
 Residential SSL Exceedances
 (0-10 ft bgs), Benzo(a)anthracene
 Additional Characterization,
 Voluntary Remediation Program Activities,
 Albuquerque Rail Yards, Albuquerque,
 Bernalillo County, New Mexico



Legend

- | | | |
|-------------------------|--|---|
| SSL Exceedance | Non-Detect | 2016 Soil Boring - Soil Sample >10 ft bgs |
| ■ Soil Boring | ■ Soil Boring | ◆ Monitoring Well |
| ◆ Surface Soil | ◆ Surface Soil; Subslab | ▭ Parcel 1 Boundary |
| ⊕ Test Pit | ⊕ Test Pit | ▨ Property Boundary |
| Detect below SSL | Non-Detect; Detection Limit exceeds SSL | |
| ■ Soil Boring | ■ Soil Boring | |
| ◆ Surface Soil | ◆ Surface Soil | |
| ⊕ Test Pit | | |

Note: Some sample depths include a portion greater than 10 ft bgs (i.e., sample interval = 8 - 12 ft bgs).
 SSL: Soil Screening Levels (NMED, 2015)

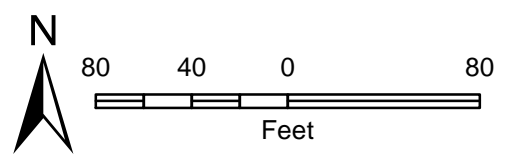
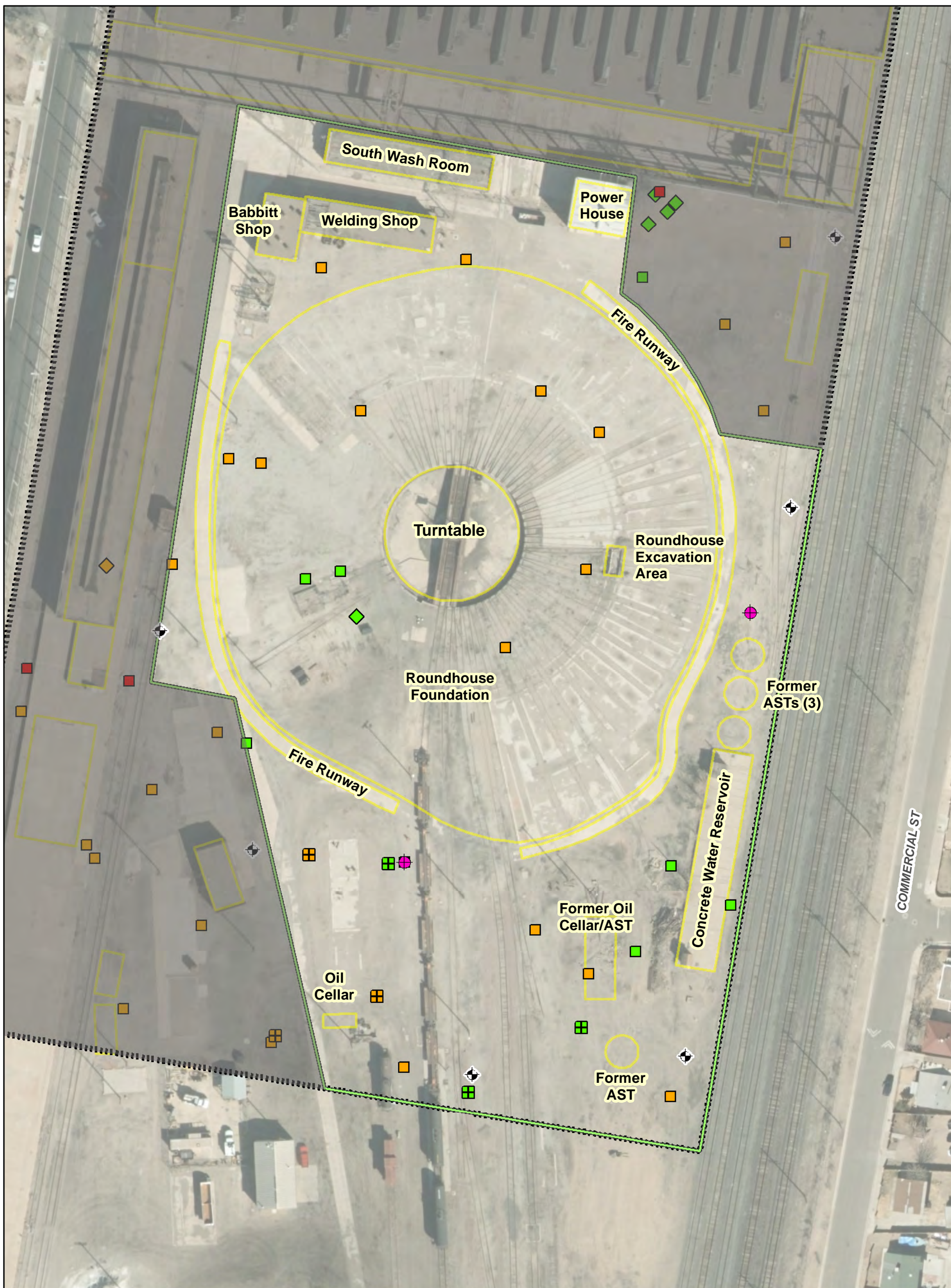


Figure 4b
 Residential SSL Exceedances (0-10 ft bgs), Benzo(a)pyrene
 Additional Characterization,
 Voluntary Remediation Program Activities,
 Albuquerque Rail Yards, Albuquerque,
 Bernalillo County, New Mexico



Legend

SSL Exceedance

- Soil Boring
- Detect below SSL
- Soil Boring
- ◆ Surface Soil
- Test Pit

Non-Detect

- Soil Boring
- ◆ Surface Soil; Subslab
- Test Pit

- ◆ 2016 Soil Boring - Soil Sample >10 ft bgs
- ⊕ Monitoring Well
- ▭ Parcel 1 Boundary
- ▭ Property Boundary

Note: Some sample depths include a portion greater than 10 ft bgs (i.e., sample interval = 8 - 12 ft bgs).
 SSL: Soil Screening Levels (NMED, 2015)

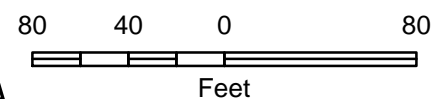
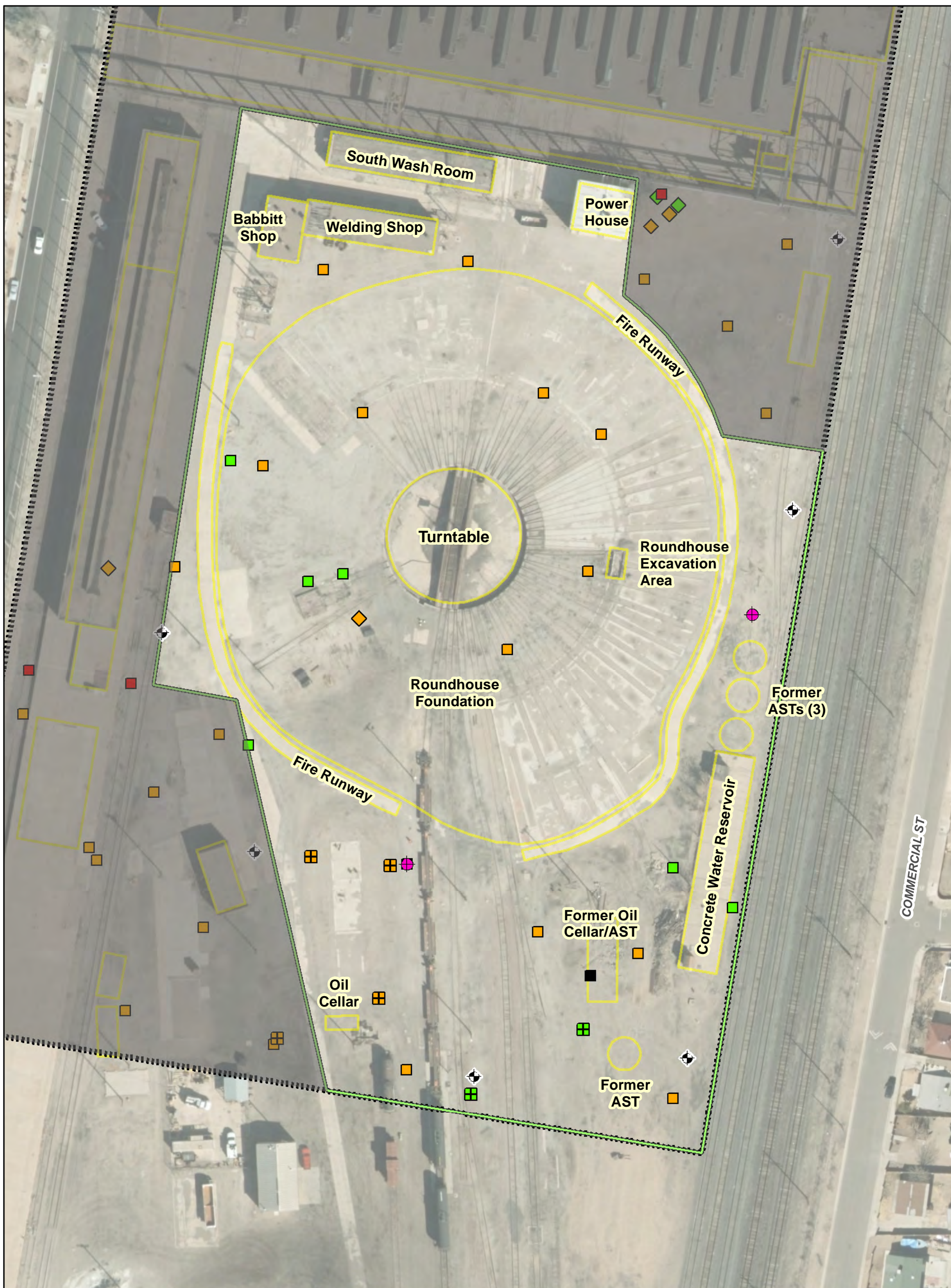


Figure 4c
 Residential SSL Exceedances (0-10 ft bgs), Benzo(b)fluoranthene Additional Characterization, Voluntary Remediation Program Activities, Albuquerque Rail Yards, Albuquerque, Bernalillo County, New Mexico



Legend

- | | | |
|-------------------------|--|---|
| SSL Exceedance | Non-Detect | 2016 Soil Boring - Soil Sample >10 ft bgs |
| Soil Boring | Soil Boring | Monitoring Well |
| Detect below SSL | Surface Soil; Subslab | Parcel 1 Boundary |
| Soil Boring | Test Pit | Property Boundary |
| Surface Soil | Non-Detect; Detection Limit exceeds SSL | |
| Test Pit | Soil Boring | |

Note: Some sample depths include a portion greater than 10 ft bgs (i.e., sample interval = 8 - 12 ft bgs).
 SSL: Soil Screening Levels (NMED, 2015)

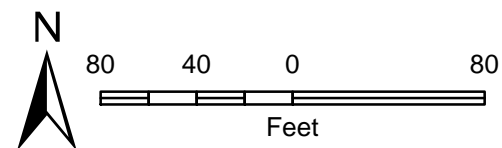
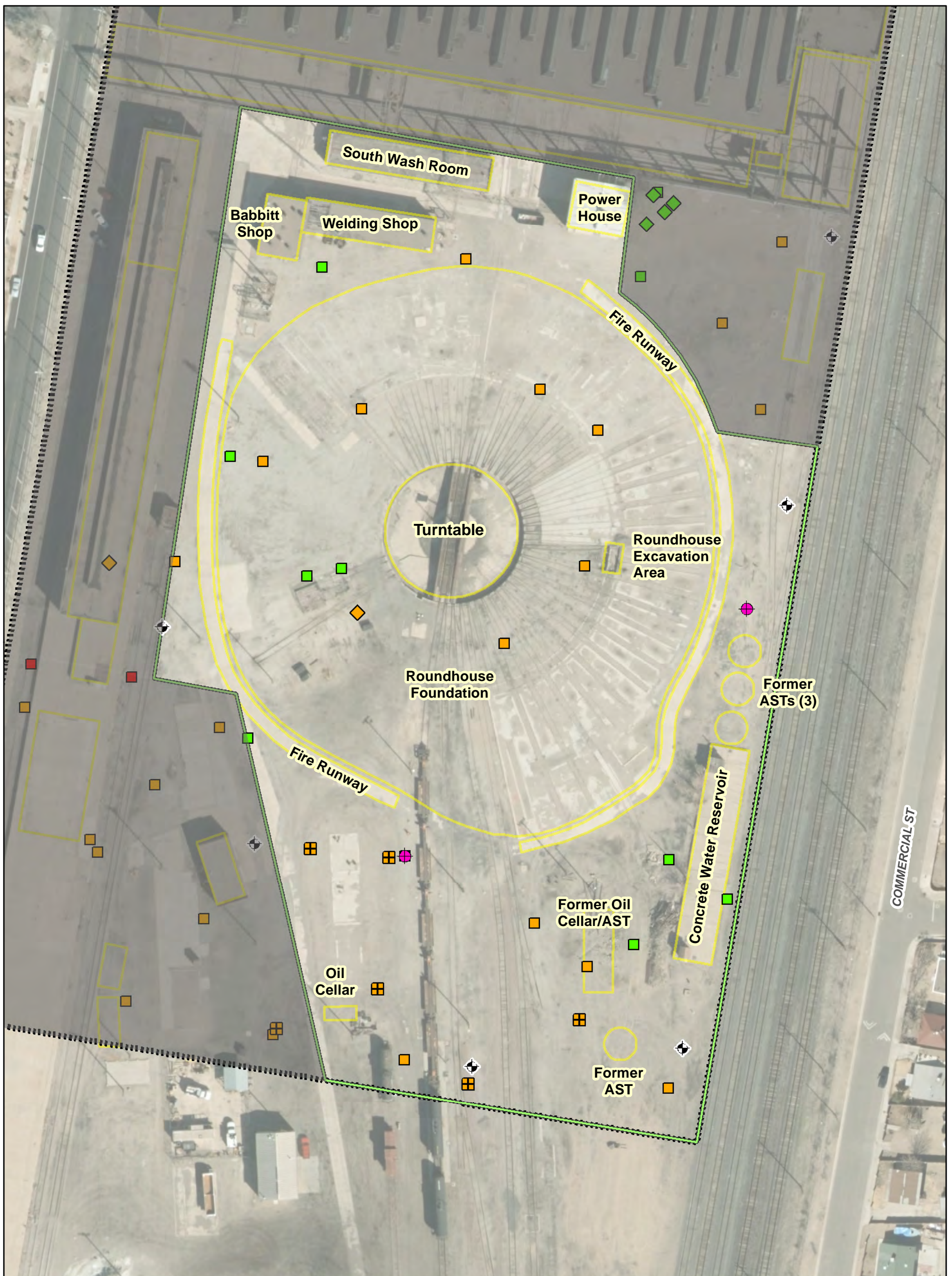


Figure 4d
 Residential SSL Exceedances
 (0-10 ft bgs), Dibenzo(a,h)anthracene
 Additional Characterization,
 Voluntary Remediation Program Activities,
 Albuquerque Rail Yards, Albuquerque,
 Bernalillo County, New Mexico



Legend

- | | | |
|-------------------------|-----------------------|---|
| SSL Exceedance | Non-Detect | 2016 Soil Boring - Soil Sample >10 ft bgs |
| Soil Boring | Soil Boring | Monitoring Well |
| Detect below SSL | Surface Soil; Subslab | Parcel 1 Boundary |
| Soil Boring | Test Pit | Property Boundary |
| Surface Soil | | |

Note: Some sample depths include a portion greater than 10 ft bgs (i.e., sample interval = 8 - 12 ft bgs).
 SSL: Soil Screening Levels (NMED, 2015)

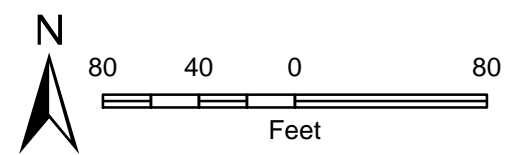
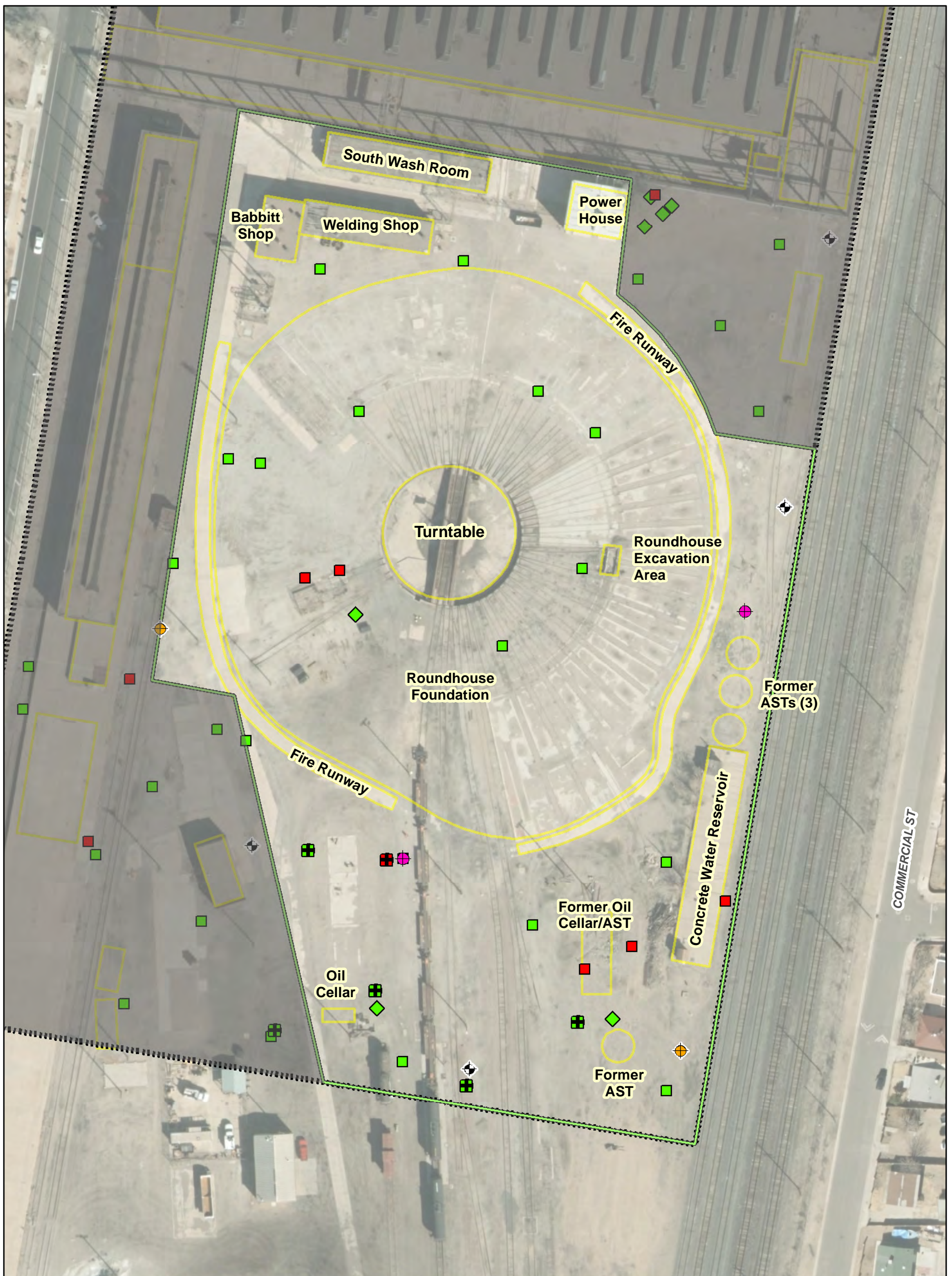


Figure 4e
 Residential SSL Exceedances
 (0-10 ft bgs), Indeno(1,2,3-cd)pyrene
 Additional Characterization,
 Voluntary Remediation Program Activities,
 Albuquerque Rail Yards, Albuquerque,
 Bernalillo County, New Mexico



Legend

- | | | |
|-------------------------|---------------------|---|
| SSL Exceedance | Non-Detect | 2016 Soil Boring - Soil Sample >10 ft bgs |
| ■ Soil Boring | ⊕ GWMW | ⊕ 2016 Soil Boring - Soil Sample >10 ft bgs |
| ⊕ TP | ■ Soil Boring | ⊕ Monitoring Well |
| Detect below SSL | ▣ Parcel 1 Boundary | |
| ■ Soil Boring | ▣ Property Boundary | |
| ◆ Surface Soil | | |
| ⊕ TP | | |

Note: TPH DRO + MRO is the summation of TPH DRO and TPH MRO, if non-detect than the laboratory reporting limit was used. Older TPH results from are reported as Total TPH. Some sample depths include a portion greater than 10 ft bgs (i.e., sample interval = 8 - 12 ft bgs). SSL: Soil Screening Levels (NMED, 2015)

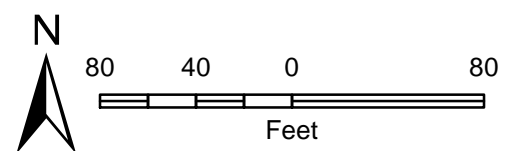


Figure 5
 Residential SSL Exceedances (0-10 ft bgs), TPH DRO + MRO, TPH Additional Characterization, Voluntary Remediation Program Activities, Albuquerque Rail Yards, Albuquerque, Bernalillo County, New Mexico



Legend

VISL Exceedence

● Soil Gas Sample

Non-Detect

● Soil Gas Sample

■ Sub-Slab Soil Vapor Sample

Detect below VISL

■ Sub-Slab Soil Vapor Sample

⊕ Monitoring Well

▭ Parcel 1 Boundary

▨ Property Boundary

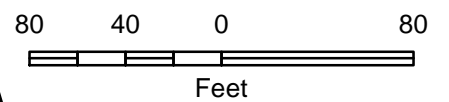
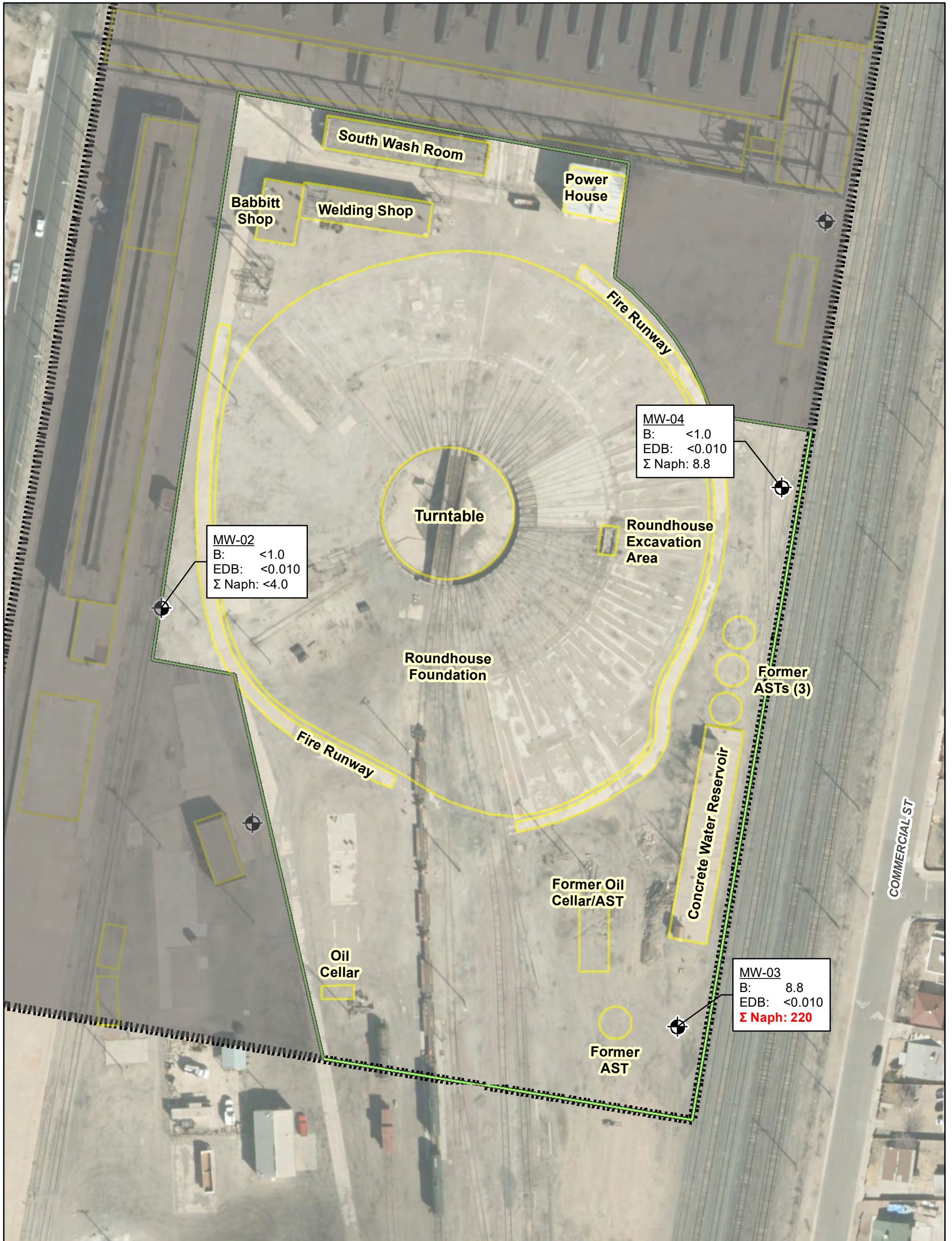


Figure 6
 Naphthalene Soil Gas and Sub-Slab
 Soil Vapor Residential VISL Exceedence
 Additional Characterization,
 Voluntary Remediation Program Activities,
 Albuquerque Rail Yards, Albuquerque,
 Bernalillo County, New Mexico



Note: VISL: Vapor Intrusion Screening Levels (NMED, 2015)



Legend

- Monitoring Well
- Property Boundary
- Parcel Boundary

B= Benzene
 EDB = 1,2-dibromoethane
 Σ Naph = Naphthalene + 1, Methyl naphthalene + 2, Methyl naphthalene

Well ID
 Analyte: Results in µg/L (micrograms per liter),
Red/Bold indicates value or laboratory reporting limit in excess of the NMWQCC standards or Petroleum Storage Tank Bureau Action Level.

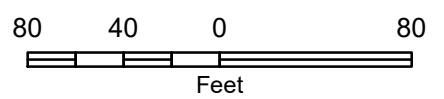


Figure 7
 Distribution of Dissolved-Phase Contaminants,
 November 4, 2016
 Additional Characterization,
 Voluntary Remediation Program Activities,
 Albuquerque Rail Yards, Albuquerque,
 Bernalillo County, New Mexico



Source(s): Aerial – BERNCO GIS website, dated 2014.

TABLES

TABLE 1
Laboratory Analytical Results - Soil, Organics
Parcel 1 Additional Site Characterization Report
City of Albuquerque Rail Yards, Albuquerque, New Mexico

Soil Boring ID	Collection Date	Sample Depth (ft bgs)	PID (ppmv)	PAHs ¹						VOCs ²	Organics ³	
				Benzo(a)anthracene	Benzo(a)pyrene	Benzo(b)fluoranthene	Dibenzo(a,h)anthracene	Indo(1,2,3-cd)pyrene	Naphthalene	Naphthalene	TPH DRO/ MRO ⁴	TPH GRO
SSLs ^a	Residential		NE	1.53	0.153	1.53	0.153	1.53	49.7	49.7	1000 ^b	NE
	Industrial/Occupational		NE	32.3	3.23	32.3	3.23	32.3	241	241	3000 ^b	NE
	Construction Worker		NE	240	24.0	240	24.0	240	159	159	NE	NE
SB-1 (9-10)	10/24/2016	9-10	>10,000	<0.010	<0.010	<0.010	<0.010	<0.010	<0.25	< 0.077	< 49	<3.9
SB-2 (8.5-10)	10/24/2016	8.5-10	>9999	< 0.0099	< 0.0099	< 0.0099	< 0.0099	< 0.0099	<0.25	< 0.077	< 48	< 3.8
SB-4 (10-12)	10/24/2016	10-12	227	<0.010	<0.010	<0.010	<0.010	<0.010	<0.25	< 0.067	< 46	< 3.3
SB-5 (6-10)	10/25/2016	6-10	107	< 0.25	<0.010	< 0.25	<0.013	< 0.25	< 6.3	< 0.061	168	< 3.1
SB-10 (5-10)	10/25/2016	5-10	0.5	<0.010	<0.010	<0.010	<0.010	<0.010	< 0.25	< 0.062	< 47	< 3.1
SB-11 (0-5)	10/26/2016	0-5	0.4	0.012	0.015	< 0.0096	< 0.0096	0.023	< 0.24	< 0.077	< 48	< 3.8
SB-12 (0-5)	10/26/2016	0-5	0.2	< 0.51	0.72	< 0.51	0.15 J	0.97	< 13	< 0.069	154	< 3.4
SB-13 (10-15)	10/26/2016	10-15	1.3	< 0.0099	< 0.0099	< 0.0099	< 0.0099	< 0.0099	< 0.25	<0.064	< 47	< 3.2

Notes:

All laboratory results reported in milligrams per kilogram (mg/kg) unless otherwise noted

Red text indicates values or RLs in excess of one of the NMED SSLs

Black text indicates PID values over 100 ppm

For select samples the RL did not meet Residential SSLs; therefore, analytical laboratory reported down to MDL

a = New Mexico Environment Department SSLs (NMED, 2015)

b = Soil screening levels from Table 6-2 (NMED, 2015)

1 = Analyzed by EPA Method 8310

2 = Analyzed by EPA Method 8260B; includes in-field methanol extraction

TABLE 1
Laboratory Analytical Results - Soil, Organics
Parcel 1 Additional Site Characterization Report
City of Albuquerque Rail Yards, Albuquerque, New Mexico

Soil Boring ID	Collection Date	Sample Depth (ft bgs)	PID (ppmv)	PAHs ¹						VOCs ²	Organics ³	
				Benzo(a)anthracene	Benzo(a)pyrene	Benzo(b)fluoranthene	Dibenzo(a,h)anthracene	Indo(1,2,3-cd)pyrene	Naphthalene	Naphthalene	TPH DRO/ MRO ⁴	TPH GRO
SSLs ^a	Residential		NE	1.53	0.153	1.53	0.153	1.53	49.7	49.7	1000 ^b	NE
	Industrial/Occupational		NE	32.3	3.23	32.3	3.23	32.3	241	241	3000 ^b	NE
	Construction Worker		NE	240	24.0	240	24.0	240	159	159	NE	NE

Notes, continued:

3 = Analyzed by EPA Method 8015B; GRO testing includes in-field methanol extraction

4 = TPH DRO/MRO includes the sum of DRO and MRO values. The RL for TPH DRO/MRO = highest RL for individual compounds; when summing detections, values listed as "<" RL in the laboratory report are assumed to be 0

bgs = below ground surface

DRO = diesel range organics

GRO = gasoline range organics

EPA = U.S. Environmental Protection Agency

ft = feet

J = Estimated value below the RL

MDL = method detection limit

MRO = Motor oil range organics

NE = None Established

NMED = New Mexico Environment Department

PAH = polycyclic aromatic hydrocarbon

PID = photoionization detector

ppmv = parts per million by volume

RL = reporting detection limit

SSLs = soil screening levels; Risk Assessment Guidance for
 Investigations and Remediation, July 2015

TPH = total petroleum hydrocarbons

VOCs = volatile organic compounds

TABLE 2
Laboratory Analytical Results - Soil, Inorganics
Parcel 1 Additional Site Characterization Report
City of Albuquerque Rail Yards, Albuquerque, New Mexico

Soil Boring ID	Collection Date	Sample Depth Interval (ft bgs)	Inorganics ¹						
			Antimony	Arsenic	Chromium	Iron	Lead	Manganese	Thallium
SSLs ^a	Residential		31.3	4.25	96.6	54,800	400	10500	0.782
	Industrial/Occupational		519	21.5	505	908,000	800	160,000	13.0
	Construction Worker		142	57.4	134	248,000	800	464	3.54
SB-1 (9-10)	10/24/2016	9-10	< 2.4	3.4	5.7	8800	4.7	49	< 0.75
SB-2 (8.5-10)	10/24/2016	8.5-10	< 2.4	< 2.4	2.5	4500	2.1	33	< 0.75
SB-4 (10-12)	10/24/2016	10-12	< 2.4	< 2.4	6.1	8500	3.3	98	< 0.74
SB-5 (6-10)	10/25/2016	6-10	< 2.4	3.4	8.1	11,000	4.0	350	< 0.74
SB-10 (5-10)	10/25/2016	5-10	< 2.5	< 2.5	7.5	16,000	3.4	150	< 0.76
SB-11 (0-5)	10/26/2016	0-5	< 2.4	3.6	5.5	8400	2.0	230	< 0.75
SB-12 (0-5)	10/26/2016	0-5	< 2.5	2.6	3.3	7800	490	110	< 0.76
SB-13 (10-15)	10/26/2016	10-15	< 2.5	< 2.5	3.7	5300	2.1	35	< 0.77

Notes:

All laboratory results reported in milligrams per kilogram (mg/kg) unless otherwise noted

For select samples the RL did not meet Residential SSLs; therefore analytical laboratory reported down to MDL

Bold red text indicates values or RLs in excess of the NMED SSLs

a = New Mexico Environment Department SSLs (NMED, 2015)

1 = Analyzed by EPA Method 6010B

bgs = below ground surface

EPA = U.S. Environmental Protection Agency

ft = feet

J = Estimated value below the RL

MDL = method detection limit

NMED = New Mexico Environment Department

RL = reporting detection limit

SSLs = soil screening levels; Risk Assessment

Guidance for Investigations and Remediation, July 2015

TABLE 3
Laboratory Analytical Results - Soil Vapor
Parcel 1 Additional Site Characterization Report
City of Albuquerque Rail Yards, Albuquerque, New Mexico

Soil Boring ID	Soil Vapor ID	Collection Date	VOCs ¹															
			1,1,1-Trichloroethane	1,2,4-Trimethylbenzene	1,3,5-Trimethylbenzene	1,3-Dichlorobenzene	1,4-Dioxane	2-Methylnaphthalene	Benzene	Carbon Tetrachloride	Ethylbenzene	Naphthalene	o-Xylene	p&m-Xylene	Tetrachloroethene	Toluene	EDB	
VISL	NMED VISLs ^a		52,100	NE	NE	NE	NE	NE	NE	36	46.8	112	8.26	1040	1040	417	52,100	0.468
	EPA VISL ^b		170,000	240	NE	NE	190	NE	NE	120	160	370	28	3500	3500	1400	170,000	1.6
SB-4	SV-04A	10/26/2016	<10	<10	<10	<10	<10	<10	<10	<10	<10	<10	<2.5	<10	<10	<10	13.25	<10
SB-10	SV-10A	10/26/2016	<10	<10	<10	<10	<10	<10	<10	<10	<10	<10	<2.5	<10	<10	<10	17.5	<10
SB-11	SV-11A	10/26/2016	<10	<10	<10	<10	<10	<10	<10	<10	<10	<10	<2.5	<10	<10	<10	17.44	<10
SB-12	SV-12A	10/26/2016	<10	<10	<10	<10	<10	<10	<10	<10	<10	<10	<2.5	<10	<10	<10	14.31	<10

Notes:

All laboratory results reported in micrograms per cubic meter (µg/m³) unless otherwise noted

Red text indicates values or RLs in excess of one of the VISLs

For select samples the RL did not meet NMED or EPA VISL; therefore, analytical laboratory reported down to MDL

a = New Mexico Environment Department (NMED) VISLs from Table A-3 (NMED, 2015) unless otherwise noted

b = Calculated from EPA VISL Calculator (EPA, 2016) because the VISL was not available from NMED

1 = Analyzed by EPA Method TO-17

EPA = U.S. Environmental Protection Agency

J = Estimated value below the RL

MDL = method detection limit

NE = None Established

NMED = New Mexico Environment Department

RL = Reporting Limit

VISL = Vapor Intrusion Screening Level

VOCs = volatile organic compounds

TABLE 6
Laboratory Analytical Results - Groundwater
Parcel 1 Additional Site Characterization Report
City of Albuquerque Rail Yards, Albuquerque, New Mexico

Sample ID	Date	Organics (µg/L)						
		Benzene ¹	Toluene ¹	Ethylbenzene ¹	Total Xylenes ¹	EDB ²	Total Naphthalenes ^{3, 4}	Total Naphthalenes ^{1, 4}
NMWQCC Standard		10	750	750	620	0.1	30	30
MW-2	7/29/1996	<5	<5	<5	<5	<5	0.24	-
	11/1/1996	<5	<5	<5	<5	<5	<2.5	-
	2/6/1997	<5	<5	<5	<5	<5	<2.5	-
	6/11/1998	1.8	-	-	-	-	-	-
	9/15/1998	<1	-	-	-	-	-	-
	12/21/1998	<1	-	-	-	-	-	-
	4/29/1999	1.1	-	-	-	-	-	-
	12/2/1999	<1	<1	<1	<1	<1	<2.5	-
11/4/2016	<1.0	<1.0	<1.0	<1.5	<0.010	-	<4.0	
MW-3	7/29/1996	5.2	<5	<5	<5	<5	<2.5	-
	11/1/1996	13	<5	<5	<5	<5	11	-
	2/6/1997	34	<5	<5	<5	<5	18	-
	6/11/1998	150	-	-	-	-	-	-
	9/15/1998	41	-	-	-	-	-	-
	12/21/1998	17	-	-	-	-	-	-
	4/29/1999	29	-	-	-	-	-	-
	12/2/1999	18	<1	<1	<1	<1	<2.5	-
	10/22/2005	13	-	-	-	-	43	-
	9/3/2010	55.8	0.25	0.39	0.73	-	124	-
3/2/2012	34	0.27	0.27	0.46	<1	-	250	
11/4/2016	8.8	<1.0	<1.0	<1.5	<0.010	-	220	
MW-4	7/29/1996	<5	<5	<5	<5	<5	<2.5	-
	11/1/1996	<5	<5	<5	<5	<5	<2.5	-
	2/6/1997	<5	<5	<5	<5	<5	<2.5	-
	6/11/1998	<1	-	-	-	-	-	-
	9/15/1998	<1	-	-	-	-	-	-
	12/21/1998	<1	-	-	-	-	-	-
	4/29/1999	<1	-	-	-	-	-	-
	12/2/1999	<1	<1	<1	<1	<1	<2.5	-
	10/22/2005	<1	-	-	-	-	0.29	-
	9/4/2010	<0.21	1.1	<0.2	<0.54	-	-	0.56
11/4/2016	<1.0	<1.0	<1.0	<1.5	<0.010	-	8.8	

Notes:

Red, red font indicates values or RLs in excess of the NMWQCC Standard

- = non analyzed or not reported

1 = Analyzed by EPA Method 8260B

2 = Analyzed by EPA Method 504.1 or Method 8260B

3 = Analyzed by EPA Method 8230

4 = Total naphthalenes includes the sum of naphthalene, 1-methylnaphthalene, and 2-methylnaphthalene. RL for Total naphthalenes = highest RL for individual compounds; when summing detections, values listed as "<" RL in the laboratory report are assumed to be 0

BTEX = benzene, toluene, ethyl benzene, and total xylenes

EDB = 1,2-dibromoethane

µg/L = microgram(s) per liter

RL = reporting detection limit

TABLE 6
Laboratory Analytical Results - Groundwater
Parcel 1 Additional Site Characterization Report
City of Albuquerque Rail Yards, Albuquerque, New Mexico

Sample ID	Date	Organics (µg/L)						
		Benzene ¹	Toluene ¹	Ethylbenzene ¹	Total Xylenes ¹	EDB ²	Total Naphthalenes ^{3, 4}	Total Naphthalenes ^{1, 4}
NMWQCC Standard		10	750	750	620	0.1	30	30

Notes, continued:

EPA = U.S. Environmental Protection Agency

NMWQCC = New Mexico Water Quality Control Commission

NMWQCC Standard = Groundwater Standards as defined by the State of New Mexico Water Quality Control Commission (NMWQCC, 2002)

Appendix A
Field Notes, Field Forms, and Boring Logs

3/2/12

• Decoupled bladder pump with
liquinox and DI. Switched out
bladder.

• 0915 moved to MW-03
• Started pumping at 0942
water silty at first, black

• Minimal drawdown observed
Pumping at

• Collected sample @ 1004
final readings

pH = 7.38

Temp C = 17.89

SpCys/cm = 567

ORPmv = -88.4

DOmg/L = 2.12

6-VOAs

w/HCL

82605L

8015

Tagged DTWA ~~MW-03~~ SB-09
DTW = 29.69, NO LNAPL detected
Pulled well and backfilled with
bentonite

• Cleanup. Off-site 1020

10/19/2016

One Call Utility Marking MJS

1000 M. Sophy on-site in Northern Parking Lot
Weather: Sunny, 60's
TC & SM - watch for traffic

Objective:

- ① Mark "Spot" on western boundary
of Rail yard: 1st + 2nd Street
- ② Contact One-Call Utility Check
- ③ Coordinate site access between One-Call
+ COA.

1015 Meet Justin D. Schanz, E.I. from
High Mesa Consulting Group.
His company is designing storm drain
system for the Rail yard.
They have U.G. Utility Map, we can
contact A.M. Surveyor Chuck Cala
for more info.

1115 Complete Spot Marking "SPOT 10/19"
on N/S Boundary at 1st/2nd Street
of Rail yard.
Call One-Call, Ticket #160c190394


10/19/2016

One Call Utility Marking MJS

- One call will issue 10-Day work permit, expires COB Nov 4.
- Must notify one call 2 Business days before Nov 4 for Permit Extension
- Utility Locator to Complete work by 10/21/2016.

1120 Update J. Tracy, E. Morcillo

1135 M. Sophy off-site



10/24/2016

Attil Site Characterization MJS

0850 M. Sophy on-site to meet w/ David Charlesworth Environmental (DCE) & City of Albuquerque (COA) representatives regarding Asbestos & Lead Testing.

0920 Mei Wheels Museum representative
Anne Chavez

call 550-5066

office 243-6269

she will open close Wheels museum during DCE's investigation

Mat Butkus - COA

here today while Prake is unavailable
call: (505) 507-0212

Michael Nieman - DCE

call (505) 401-8905

0930 Site tour w/ Mat Butkus
D Charlesworth would like to visit/sample sites requiring lift, first. Rather than visit parcel by parcel. Will check if OK w/ E. Morcillo/J. Tracy.

10/24/16 Addn'l Site Charac. N/S

1000 M Soph off site to INTERA Abg office to mob for Soil Sampling

1300 Lynde on-site @ wheels Museum and meet Vista drillers. They are getting prepped.

Objectives | Start drilling in parcel 1 or 2. Collect soil + vapor samples

1315 Conduct H+S meeting
1325 Walk around Parcels 1 + 2 to identify site boundary and proposed locations.

1400 Vista begins unloading geoprbe. Calibrate PID Mini. Rae (INTERA's)

1420 Eileen + Matt on-site
1445 Begin setting up @ SB-1 (Parcel 1, SE corner)

1645 Finished collecting sample @ SB-4. Have collected soil samples from SB-2 + SB-3 as well.

4/m/s Addn'l Site Charac. 10/24/16
Summary of PID results Sample Submitted

SB-1 ≠ 0-4 = 3402
4-9 = 788
9-10 = >10,000
SB-1 (9-10) @ 1510

SB-2 0-4 = 921
4-8.5 = 874
8.5-10 = >9999
SB-2 (8.5-10) @ 1535

SB-3 0-3.5 = 33.4
3.5-4.5 = 28.5
4.5-7 = 55.4
8.5-10 = 479
SB-3 (8.5-10) @ 1600

SB-4 0-4 = 51.8
4-10 = 3.7
10-12 = 227
12-15 = 156.
SB-4 (10-12) @ 1630

- Soil samples will be submitted to HEAL for VOCs (8260B), PAHs (8310) TPH (GRO, DRO MRO via 8015) + metals (antimony, arsenic, chromium, iron, lead, manganese, thallium via 6010)
- We used the heated head space method to collect PID readings
- Mason jars + tools were deconned between borings. Geoprbe equip as well.

1650 Matt from the city on-site to lock gate
1705 INTERA + ~~geo~~ Vista geo off site.

UP 10/24/16

10/25/14

Add'l Site Characterization

4

4

October 25, 2014

Lynda Price

Cloudy, little rain in a.m. (50's); partly sunny pm (70s)

0720 Lynda on-site

0725 Vista Geo on-site

0740 Matt Butkus from COA on-site to unlock the gate.

Objectives: Finish collecting soil samples from Parcels 1 + 4. Collect soil ^{vapor} samples from these parcels too.

0755 Conduct H+S meeting + go over objectives. Cal. PID.

0810 Walk site to spray paint the next 3 boring locations

825 Drilling boring @ SB-5 (located in Parcel 1, SE portion)

PID is not working properly so Jim was called + he is bringing a new PID to the site. We will start

Add'l Site Characterization 10/25/14

collecting SV samples in Parcel 4 since we know the locations.

0955 Begin marking boring locations in Parcel 4.

1005 Vista Geo sets up @ SB-6 location to collect soil vapor sample @ 5' bga.

1025 Jim from INTERA on-site and has new PID. I finish doing the ^{needed} head space readings and they are more accurate. SB-5 (6-10) is collected @ 0840

1045 JIM offsite. Vista did not get a good seal on the first boring so they are moving over to drill again to 5' and will try to set up again.

Vista collects SV-06 (2 sorbant tubes). They purge 3 volumes before collecting sample + verify O₂/CO₂ is stable. PID value is measured after purging and before sample collection.

PID = 1.1 ppm

10/25/14

Add'l Site Charac.

cp/ms

u/ms

Add'l Site Charac.

10/25/14

1145 Finished collect sv sample: Move over to collect soil sample + drill to 10'.

1157 SB-6(5-10) collected

1210 Begin drilling SB-7 (In parcel 4, most western location)

1220 SB-7(5-10) collected

→ Soil Vapor samples were collected

@ ~ 1335. PID = 1.9 ppm

SV-07

1320 Matt Sophy m-site

1345 At SB-8 (in Parcel 4, central)

1356 Sampled SB-8(5-10)

1400 Vista Geo sets up to collect SV sample. CO₂ is reading zero, indicating a possible leak in tubing set-up. They drill a new boring next to the original. O₂/CO₂ levels look good.

They collect SV-08 PID = 4.5 ppm

1605 Begin drilling SB-9 (In parcel 4, SE corner)

1613 SB-9(5-10) collected.

1615 Move over to set up to drill borehole for SV-09

Had difficulties with sealing 3 way valve but made it work after trouble shooting for a while.

PID = 0.0 ppm

1745 At SB-10 to drill (Parcel 1, NE)

1755 SB-10(5-10) collected

Summary of PID Results

	Interval	ppm	★ = Interval soil sample was collected & submitted.
<u>SB-5</u>	0-4'	= 2.2	
	4.5-6	= 0.0	
	6-10	= 10.7	★
<u>SB-6</u>	0-3	= 0.0	
	3-5	= 0.0	
	5-10	0.5	★
<u>SB-7</u>	0-5	= 1.6	
	5-10	= 9.4	★
<u>SB-8</u>	0-5	= 0.0	
	5-10	0.1	★
<u>SB-9</u>	0-5	= 0.0	
	5-10	= 1.2	★

10/25/14

Add'l Site Charac.

UP/MS

UP

SB-10 0-5 = 0.4
 5-10 = 0.5

- Mason jars + geoprobe were decontam between sample locations.
- Vista Geoscience were contracted to collect SV samples. They recorded O₂/CO₂/MeOH values on field forms. 2 sorbent tubes were collected at each location.

1800 Matt from the COA on-site to lock up site.
 INTERA + Vista clean up area + they secure their Geoprobes

1815 INTERA, Vista Geo, + Matt off-site.

UP 10/25/14

Add'l Site Charac.

10/26/14

October 26, 2014
 Sunny 90's am, 70's pm
 Lynde Pitt

- 0720 Lynde on-site
- 0725 Geo Vista on-site and Matt from the city. Matt opens the gate for us.
- 0735 Conduct H+S meeting. Go over objectives for today.

Objectives Finish collecting soil samples in Parcels 1 + 2. Collect as many SV samples as possible.

- 0745 Calibrate PID MiniRae w/ 100 ppm Isobutylene. (ESP Rental)
- 0755 Start drilling @ SB-11 (in Parcel 1, in NW corner)
- 0802 Collect SB-11 (0-5)
- 0845 Starting drilling @ SB-12 (Parcel 1, west side)
- 0852 SB-12 (0-5) collected

10/22/14

Add'l Site Charac.

cf

0923 Starting to drill @ SB-13
(Parcel 1, East side)

0930 SB-13 (10-15) Collected

0958 Starting to drill @ SB-14
(Parcel 2, NE corner)

1003 SB-14 (5-10) Collected

1029 Drilling SB-15 (Parcel 2,
SW of SB-14)

1035 SB-15 (3-6) collected

~~1055~~

1055 Drilling SB-16 (Parcel 2,
E of platform [on east side])

1106 SB-16 (5-10) collected

1135 Drilling SB-17 (Parcel 2,
W of platform + south of SB-14)

1140 SB-17 (3-6) collected

1155 Drilling SB-18 (Parcel 2,
W of platform + south of SB-17)

1202 Sampled SB-18 (3-6)

Add'l Site Charac.

10/22/14

1214 Drilling SB-19 (Parcel 2, S central)

1217 Sampled SB-19 (5-10)

1225 Drilling SB-20 (Parcel 2, middle
of the southern border)

1232 Sampled SB-20 (3-6)

1300 Vista Geo begins setting up @
SB-16 for soil vapor collection.
O₂/CO₂ levels stable + 2 sorbent
tubes are filled PID = 2.9 ppm
SV-16 collected

1315 Discuss w/ Eileen about SV sample
locations and instead of collecting
them where we saw the highest PID
values, we decide to spread them
across the footprint of the proposed
development in parcels 1 + 2. (buildings
and/or parking structures)

Decide to collect them from:

Parcel 1

SB-4; SB-12
SB-10;
SB-11;

Parcel 2

SB-3; SB-14
SB-14;
SB-17;

10/20/16

Addn'l Site Charac.

up of

Addn'l Site Charac. 10/20/16

1400 Set up @ SB-17 to collect
 [SV-17] Purged 3 volumes;
 O₂/CO₂ levels good/stable;
 PID = 1.6 ppm (before sample collected)

1440 Set up @ SB-3 to collect
 [SV-03] Purged 3 volumes;
 O₂/CO₂ levels good/stable;
 PID = 2.1 ppm (before sample collected)

1512 Heading to SB-14 to collect
 [SV-14] Purged 3 volumes;
 O₂/CO₂ levels stable;
 PID = 3.6 ppm.

1550 Setting up @ SB-4 to collect
 [SV-04] Purged 3 volumes;
 O₂/CO₂ levels stable;
 PID = 1.9 ppm

1620 Setting up @ SB-12 to collect
 [SV-12] Purged 3 volumes;
 O₂/CO₂ levels stable;
 PID = 1.3 ppm

1650 Moving to SB-11 to collect
 [SV-11]. CO₂/O₂ levels are
 not stabilizing so we will move
 over and drill in a new location,
 ~2' over

The new location is producing stable
 O₂/CO₂ levels. 3 volumes purged.
 PID = 0.5 ppm

1730 At SB-10 to collect
 [SV-11]. Purged over 3 volumes;
 O₂/CO₂ stabilized;
 PID = 1.0 ppm

- The soil + soil vapor samples have ~~not~~^{not} been collected from Parcels 1, 2 + 4 successfully. Will move to the northern portion of the Site tomorrow.
- The soil samples are on ice, labeled and the methanol extraction kits have been used.
- Mason jars for head space readings + Ceoprobe rods were deco

10/26/14 Addn'l Site Charac.

LP of

Addn'l Site Charac. 10/26/14

Summary of PID Readings

Interval (ft) ppm

SB-11 0-5 = 0.4 *
5-10 = 0.1

SB-12 0-5 = 0.2 *
5-10 = 0.0

SB-13 0-5 = 1.3 *
5-10 = 0.4
10-15 = 3.5 *

SB-14 0-5 = 1.3
5-10 = 28.3 *

SB-15 0-3 = 0.8
3-6 = 558 *

SB-16 0-5 = 1.8
5-10 = 358 *

SB-17 0-3 = 0.3
3-6 = 0.9 *

SB-18 0-3 = 0.4
3-6 = 0.8 *

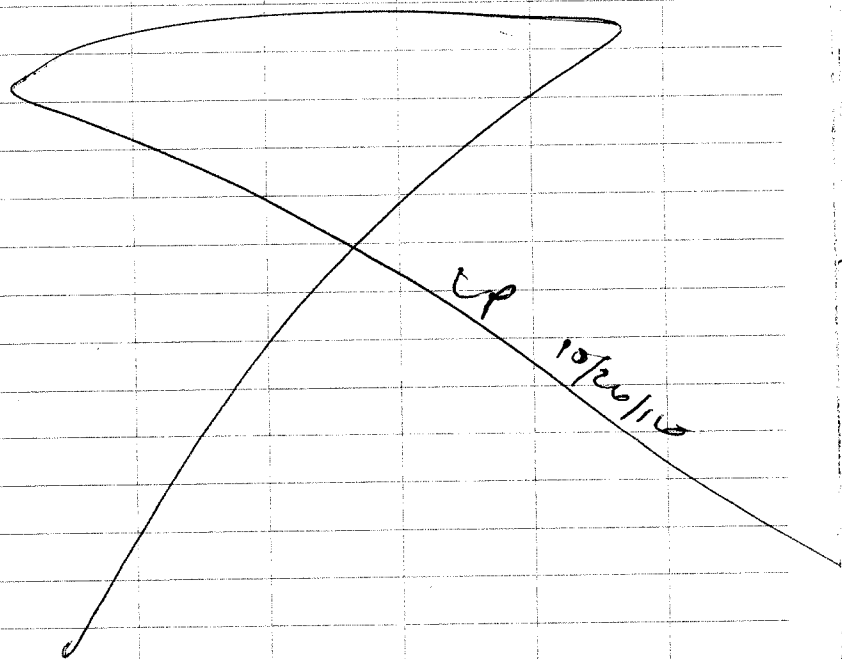
SB-19 0-5 = 0.7
5-10 = 44.4 *

SB-20 0-3 = 0.4
3-6 = 0.9 *

* = Interval the soil sample was collected + submitted to HEAL.

1825 Matt B: on-site. He locks the southern portion of the site and he brings us to the northern portion of the site so Vista can drop off their Geoprobe/trailer.

1900 Gate is locked + INTERA, Vista, + COA off-site. Site is secure



10/27/16

Add'l Site Charac.

u/ms

October 27, 2016

Sunny, 40's a.m. + 70's p.m., breezy
Lynda Price + Matt Sophy0725 Matt + Lynda on-site + meet
Vista Geo + Matt B. from the city.
Matt B. opens the gates on the
north side of the property for us.0740 Conduct H + Safety meeting +
go over today's objectives.Objectives Collect all soil samples
from Section 9 + 10 and
collect as many soil vapor
samples as we can from
those locations.0755 Calibrate the Mini Rae PID
(rental from ESP) w/ Isobutylene
100 ppm.0810 Begin drilling at SB-21 (Parcel
10, E side).

0815 Sample collected SB-21 (0-5)

u/ms

Add'l Site Charac.

10/27/16

0830 Begin drilling @ SB-22 (Parcel 10,
SE)

0835 SB-22 (3-6) collected

0853 Begin drilling @ SB-23 (Parcel 10,
central)

0858 SB-23 (0-5) collected.

0915 Begin drilling SB-24 (Parcel 10,
SW corner)

0920 SB-24 (0-5) collected

0937 Begin drilling SB-25 (Parcel 10,
central N)

0945 SB-25 (0-3) collected

0957 Begin drilling SB-26 (Parcel 10,
N)

1002 SB-26 (10-15) collected

1035 Begin drilling SB-27 (Parcel 10,
NW)

1038 SB-27 (0-5) collected

1055 Begin drilling SB-28 (Parcel 9,
NE corner)

1057 SB-28 (0-5) collected

10/27/16 Add'l Site Characterization w/ms

1120 Begin drilling SB-29 (Parcel 9, NW)

1122 SB-29 (0-5) collected

1138 Begin drilling SB-30 (Parcel 9, southern portion of parcel)

1146 SB-30 (0-5) collected

1200 Lunch break

1235 End of break

1244 Begin drilling SB-31 (Parcel 9, E side)

1250 SB-31 (0-5) collected

1300 Begin drilling @ SB-32 (Parcel 10, southern border)

1305 SB-32 (0-3) collected

1320 Vista Geoscience begins setting up @ SB-32 to collect a soil vapor sample here

SV-32

w/ms Add'l Site Charac.

10/27/16

I talked to Eileen and confirmed the SV locations in Parcel 10.

We will collect them @:

SB-21; SB-23; SB-27; SB-32

1330 The O₂/CO₂ levels have stabilized and > 3 volumes have been purged @ SV-32.

PID = 0.9 ppm

1345 At SB-31 to collect a soil vapor sample SV-31 (Parcel 9) O₂/CO₂ stabilized, > 3 volumes removed.

PID = 1.3 ppm

1410 At SB-30 to collect SV-30

Note Each soil vapor point is pushed to E bgs.

1420 CO₂/O₂ levels stable; > 3 volumes purged; PID = 1.0 ppm

10/27/14

Add'l Site Charac.

u/ms

u/ms

Add'l Site Charac

10/27/14

1440 At SB-29 to collect
 [SV-29] O₂/CO₂ levels stable;
 >3 volumes purged;
 PID = 1.3 ppm

1510 At SB-28 to drill + collect
 [SV-28]
 O₂/CO₂ levels stable; >3 volumes
 purged; PID = 1.5 ppm

1540 At [SB-27] to drill + collect
 [SV-27]
 O₂/CO₂ levels stable; >3 volumes
 purged; PID = 2.7 ppm

1605 At SB-21 to drill + collect
 [SV-21]
 O₂/CO₂ levels stable; >3 volms
 purged; PID = 1.5 ppm

1640 At SB-23 to drill + collect
 [SV-23]
 O₂/CO₂ levels stable; >3
 volumes purged;
 PID = 1.6 ppm

[Note] Vista Geosciences gave INTERA
 the remaining sorbant tubes.
 There were [11] total left
 over.

1700 Parcels 9 + 10 have
 successfully been sampled -
 soil + soil vapor. INTERA
 will drop off soil sample + HEAL
 first thing in the morning + Vista
 Geosciences will submit the
 sorbant tubes.

Summary of PID Results

	Interval	ppm
[SB-21]	0-5	5.3 *
	5-10	0.0
	10-15	0.3
[SB-22]	0-3	1.2
	3-6	2.1 *
[SB-23]	0-5	0.0 *
	5-10	0.0
	10-15	0.0
[SB-24]	0-3	2.1 *
	3-6	0.0

10/27/14

Add'l Site Charact.

Interval ppm

SB-25 0-3 = 0.4 ★

3-6 = 0.0

SB-26 0-5 = 0.8

5-10 = 0.0

10-15 = 1.8 ★

SB-27 0-5 = 1.4 ★

5-10 = 0.0

10-15 = 0.0

SB-28 0-5 = 0.0 ★

5-10 = 0.0

SB-29 0-5 = 0.0 ★

5-10 = 0.0

SB-30 0-5 = 5.0 ★

5-10 = 0.0

SB-31 0-5 = 1.2 ★

5-10 = 0.0

SB-32 0-3 = 0.0 ★

3-6 = 0.0

★ = Indicates the interval that the soil sample was ~~subm~~ collected + submitted to HEAL.


1715 INTERA calls Matt B. Form COA + let him know

c/m/s c/m/s

Add'l Site Charac. 10/27/14

we are finished. He's ok w/ us leaving w/out him there. We will dummy lock the gates.

1720 INTERA + Vista Geosciences offsite.



10/31/2016 Sub-Slab Soil Vapor MS/CS

750 MS Supply, ^{Sheet on-site}
Meet Gabriel (COA) to open N. Gate &
S. Gate to rail yard
Gabriel is point of contact. He will
meet us every day at 0800 & 1700 to
open/close gates.

Objective: Install 6 vapor pins in Machine Shop
Collect 6 sub-slab vapor samples from
pins in Machine Shop.

Weather: Clear, 60's

0815 TGSMS Calibrate CGI: CO₂ ^{100ppm}, LEL: 2.5% ^{25ppm}, H₂S: 10ppm ^{10ppm}, O₂: 21% ^{21%}

0830 Mark 6x vapor pin locations.
Phone call to confirm locations w/ E. Marallo

0845 Set up to install Vapor pin
SV-5-1
↑ ↑ ↑
Soil Vapor Pin # Sample #

0930 First Location, slab too thick for
5/8" bit, 16" long.
Move North to Train Bay, ~3' deep
Will test w/ small bit first.

10/31/2016 Sub-Slab Soil Vapor MS/CS

1015 Unable to get through slab in train sump.
At least 16" thick. Scrap metal
Contact E. Marallo to let her know situation.
She says to go attempt pin install in boiler room.

1114 Successfully install first vapor pin.
Broke through concrete slab into sand @ 11" bgs
Located in 3' bay from west in Boiler Room
SV-8-1

Check gass to scout additional vapor pin locations

1155 Install Vapor Pin #2

In first train sump from west side of building
SV-8-2

1225 Attempt to drill through slab at ground
surface, not in a train sump.

Next to entrance to Tender Shop, east side
of change

Cannot penetrate slab, <16" thick

Lunch

10/31/2016

Sub-Slab Soil Vapor

MS/CS

1320 Phone call w/ Eikon

- Concrete core company will be on-site tomorrow at 1200. 5/8" core bit is 22" long, if slab is deeper, we will order a longer bit.

- Core company has 1-1/2" core to test slab thickness if we can't get through w/ 5/8" bit. Will fill w/ cement - Gabriel (COA) to meet us at Wheels Museum at 0900 on Wednesday.

- Current plan, install 2x vapor pins in Tender House.

1330 Set up to install Vapor Pin

Concrete slab < 16"

Also, high torque at bottom, possible different material

1345 Set up to install Vapor pin next to office along E. Wall of Tender shop.

< 16" Concrete Slab

High torque at bottom

10/31/2016

Sub-Slab Soil Vapor

MS/CS

1400 Set up to install Vapor pin in Northern End of Flew Shop

1415 Install Vapor Pin SV-8-3
5 1/2" of concrete slab (bags)

Drill vapor well 16" bags

Mark location w/ Arrow on Wall (See Photos)

1430 Set up to install vapor pin in Central Flew Shop

SV-8-4

14-1/2" of slab concrete bags

Drill vapor well 16" bags

Mark location w/ Arrow on Floor (See Photos)

1500 Set-up to collect soil vapor sample at SV-8-4

Phone call to John Fontana (Vista Geosciences)

confirm to pass 1" of air through subsent tube

Calibrate PID, w/ 100 ppm Isohexane gas
CGI w/ O₂ 18 ppm CO 10 ppm H₂ LE2: 2.52
H₂S: 25 ppm

SV0804 3CV's = 300 cm³, 1.5 min @ 200 cfm

Stabilized Parameters:

CO: 0 ppm LE2: 0 ppm H₂S: 0 ppm O₂: 6.8 ppm

PID = 3.2 ppm, Vol: 0.96

10/31/2016 Sub-Slab Soil Vapor MS/CS

Sample collected at 1614

1630 Set-up to collect soil vapor sample at
[SV-08-03] 3 CVs: 301 cm³, 1.5 mm pore
200 cm³ / min

Stabilized parameters:

CO: 0 ppm LEL: 0 ppm H₂S: 0.0 ppm O₂: 11.1 ppm PID: 11.30
Vol: 1.0L

Sample collected at 1652

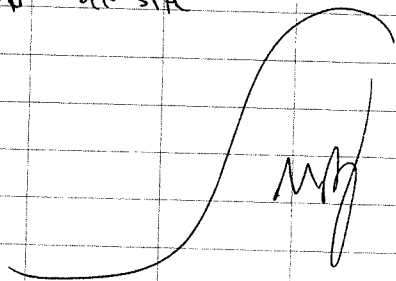
Samples placed in cooler, no ice

1710 Phone call to Gabriel Rivera (COA)

Confirm he will lock N Gate (1st)

Will meet INTERA at 0800 tomorrow at
1st St. Gate

1717 M. Saphy
C. Street off-site



11/1/2016 Sub-Slab Soil Vapor MS/FR

0720 M. Saphy, F. Rucker to Home Depot to purchase
Shop Vac, Dust Mops, Concrete Patch Materials

0755 M. Saphy, F. Rucker on-site, North end Rail Yard
J. Tracy (INTERA), Gabe Rivera (COA)
on-site

- Walk through Blacksmith shop to site vapor
pin locations

- Will set pins 1) SE corner next to kitchen
2) W. Side, next to office

0815 J. Tracy, G. Rivera off-site to COA office to
collect building blueprints to determine
concrete slab thickness

- M. Saphy, F. Rucker off-site to get fuel for generator

0830 M. Saphy, F. Rucker on-site at Te-de shop

- TGSM

- Set up to concrete P&A 3 failed soil vapor
pin locations.

11/11/2016

Sub-Slab Soil Vapor

MS/FR

0915 Patching complete
Take photos to document job.

J. Tracy, G. Rivera on-site.
DCE team on-site

- DCE needs to cut lock on powerhouse
building to continue CBP, Asbestos survey

- INTERA looking for bolt cutters to
open powerhouse.

0950 G. Rivera open up gate on south side of
Machine Shop to access Machine Shop

Set up to install 2 failed vapor pin wells.
- Photos to document work - 2x

J. Tracy (INTERA) looking at blueprints
to determine slab thickness in Blacksmith shop
- Will mark vapor pin locations for M. Sully / F. Roeder
to install this AM.

11/11/2016

Sub-Slab Soil Vapor

MS/FR

1020 Set-up to install vapor pins in Blacksmith Shop
SV-07-01 w/ Stainless steel flush-mount cap.
Slab 5-1/2" thick
Well TD - 18" logs

1040 - J. Tracy on-site at Blacksmith shop.
- He has marked 9 vapor pin locations in
Blacksmith shop
- Instructs us to split distance between
polder locations in buildings, where slab is
thick. Everywhere else, slab is "6" thick

1050 J. Tracy, M. Sully, F. Roeder ^{MS} walk through to
Powerhouse
F. Roeder cuts lock on Powerhouse
G. Rivera on-site
- he installs new lock w/ key in Powerhouse
DCE crew to enter Powerhouse to sample for
LBP + Asbestos

1115 J. Tracy, F. Roeder, M. Sully walk through
Machine Shop.
- Mark 6x vapor pin locations.
- Coretek company will drill these

11/1/2016 Sub-Slab Soil Vapor MS/FR

holes w/ 5/8" bit to 6" below slab

1145 J. Tracy, M. Sphy, F. Roeder enter Bodysroom
to mark 14 x Vapor pin locations

1200 J. Tracy, M. Sphy, F. Roeder enter
Tender house
- Mark 2x Vapor Pin Locations.

1230 Lunch

1240 Set-up to install SV-07-02
Slab was 7" thick
Vapor well TD = 21" bgs

1250 Set-up to install SV-07-03
Slab thickness 10-1/2"
TD = 21" bgs

1315 Set-up to install SV-07-04
Slab thickness 13"
TD = 21" bgs

11/1/2016 Sub-Slab Soil Vapor MS/FR

1345 Concrete Casting Company on Site
F. Roeder, M. Sphy meet CCC at
Machine Shop

Phone call w/ E. Macillo
- if we run out of ~~frank~~, Frank + I will
start to locate monitoring wells.

1400 CCC Set-up to drill 5/8" core on
SV-05-01 Slab 6" thick
SV-05-02 Slab

1430 CCC Set-up to drill dry holes, no core
w/ water.
E. Macillo is concerned about contamination
to the well

SV-05-01 Slab 6" thick
SV-05-02 Slab 6" thick
SV-05-03 Slab 6" thick
SV-05-04 Slab 6" thick
SV-05-05 Slab 5" thick
SV-05-06 Slab 5" thick

11/11/2016 Sub-Slab Soil Vapor MS/FR

1530 M. Saphy takes CCC crew to Boilerhouse to continue Hammer Drilling $5/8"$ holes. F. Roecker cont. drilling $1-1/2"$ top hole for SV-05-01 to 06 wells

- Set Vapor pins SV-05-01 TD=21" bgs
- SV-05-02 TD=21" bgs
- Cover w/ Black Plastic SV-05-03 TD=21" bgs
- caps, Label SV-05-04 TD=21" bgs
- w/ Black Sharps SV-05-05 TD=21" bgs
- SV-05-06 TD=21" bgs

- Plan to let vapor pins equilibrate at least 24-hours before sampling.

1605 M. Saphy, F. Roecker to Boiler room to check on CCC crew.

1620 CCC crew has drilled • 4x $5/8"$ wells in Boiler Shop
• 2x $5/8"$ wells in Tender House

1630 CCC crew off-site.

1640 M. Saphy, F. Roecker Set-up to drill $1-1/2"$ hole in wells in Tender House and set Vapor Pins.

11/11/2016 Sub-Slab Soil Vapor MS/FR

MJ • SV-05-05 Slab=12", TD=21" bgs
MJ • SV-05-06 Slab=12", TD=21" bgs

Wells have stainless steel caps since building may get new roof (prevent damage)

1715 M. Saphy, F. Roecker set-up to drill $1-1/2"$ hole in Boiler Shop, & set Vapor pins

- MS • SV-05-07 Slab=6" TD=21" bgs
- MS • SV-05-08 Slab=6" TD=21" bgs
- MJ • SV-05-09 Slab=6" TD=21" bgs
- MJ • SV-05-10 Slab=6" TD=21" bgs

1730 G. Rivera (COA) stops by Boiler Shop to let us know the Southern Railway Gates are Secure, including door on Boilerhouse.

- He asks us to Lock 1st Street (North) when we leave

- Plan to meet at Wheels museum tomorrow at 0800.

1745 M. Saphy, F. Roecker off-site

Call to J. Tracy for update

- Plan to Set Vapor pins in Wheels Museum in AM sample in PM, or 24-hours later.

gate pin install for sample

11/11/2016

Sub-Slab Soil Vapor

MS/FR

Summary:

20

23 Vapor Pins installed

2 Vapor Pins sampled, so far

Will install 3x Vapor Pins in Wheels Museum tomorrow

4x Stainless Caps - Black

2x 20 Stainless Trench
Wash one Plastic Caps

- Used Shop Vac to Remove Dust From Vapor wells while drilling
- Wear Dust Masks to Protect Breathing Zone
- Generator capable of powering Vac & Drill at Same Time
- If Vapor pin silicon sleeve is not properly seated, move sleeve ~ 1cm below bottom of pin. If slides up, along pin during install & seals properly
- Sharpie marker used to Label Vapor Pin Caps.

11/12/2016

Sub-Slab Soil Vapor

MS/FR

0755 M. Sphy, F. Roeker on-site

Weather: Sunny, 50°F.

Objective: 1) Install 3x vapor pins in the Storehouse aka Wheels Museum

2) Begin sampling vapor pins, starting in Boiler House, then Blacksmith Shop

0800 G. Rivera (COA) on-site

0815 M. Sphy, F. Roeker set-up to install 3x Vapor pins in Wheels Museum. (Storehouse)

0845 J. Tracy (INTERA) on-site to confirm vapor pin locations

- TGSM

0900 Set-up to install SV-03-01, in closet behind stairs

Slab 6" thick

TD = 21" bag

Cover w/ Stainless steel cap.

0920 Set-up to install SV-03-02

11/2/2016

Sub-Slab Soil Vapor

MS/FR

- cont -
- SV-03-02 located in 1st Large Room when walking South from offices at museum
 - Located in SE Corner
 - Slab 7" thick
 - TD = 21" bgs
 - Conn w/ stainless steel cap

0940 Set-up to install SV-03-03

- located in 2nd Large room when walking South from Wheels museum
- 1 room south from SV-03-02
- Located in SE corner of room
- Slab 6" thick
- TD = 21" bgs

0955 Clean-up equipment in Wheels Museum
Will return tomorrow morning at 0900
to collect vapor samples
G. Rivera off-site, J. Troy off-site

0000 M. Sophy, F. Roecker to Blacksmith shop
to collect soil vapor samples
J. Troy calls to confirm sampling
At Wheel Museum

11/2/2016

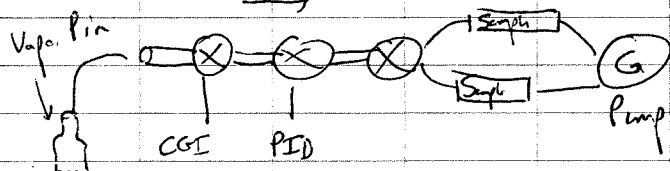
Sub-Slab Soil Vapor

MS/FR

1010 G. Rivera meets M. Sophy, F. Roecker at Blacksmith shop to open lock
G. Rivera off-site

1030 - Calibrate PID w/ 100ppm Isobutylene Gas
- Calibrate CGI w/ O₂ 18 ppm, LEL 2.5%, H₂S 25 ppm
CO 100 ppm

- Build Valving & Tubing for ~~soil~~ soil vapor samples



1100 Set-up to collect sample at SV-07-01
3 CV's = 346 cm³

Stabilized parameters:

PID: 82.6 ppm, CO = 0 ppm, LEL = 0%, H₂S = 0.0 ppm, O₂ = 11.4 ppm
Sample collected at 1135
Vol 1.06[^]

- PID reading was high, but consistent, checked w/ rental PID, read 0 ppm.

11/2/2016 Sub-Slab Soil Vapor MS/FR

- Phone call to E. Munnillo

- she says to use rental PID from view on

- Calibrat rental PID w/ 100ppm Isobutylene Gas

1200 Lunch

F. Roeder off-site to INTERA office for supplies

1220 Setup to collect sample at SV-07-02

3CV's: 346 cm³

Stabilized parameters:

PID: 1.6 ppm, CO: 0 ppm, LEL: 0%, H₂S: 0.0 ppm
O₂: 12.1 ppm, Vol: 1.0L

Sample collected at 1232

1240 F Roeder on-site

Setup to collect vapor sample at SV-07-01

3CV's: 346 cm³

Stabilized Parameter

PID: 1.5 ppm, CO: 0 ppm, LEL: 0 ppm, H₂S: 0.0 ppm
O₂: 14.0 ppm, Vol: 1.0L

Sample Collected at 1259

1308 Setup to collect vapor sample at SV-07-03

3CV's: 346 cm³

Stabilized Parameters:

11/2/2016 Sub-Slab Soil Vapor MS/FR

cont: Stabilized parameters

PID: 1.7 ppm, CO: 0 ppm, LEL: 0%, H₂S: 0.0 ppm

O₂: 14.0 ppm, Vol: 1.0L

Sample collected at 1321

1330 Lock-up Blacksmith Shop

Move to Tender Shop

1340 Setup to collect soil vapor sample at SV-08-05

3CV's: 346 cm³

Stabilized parameters:

PID: 2.0 ppm, CO: 0 ppm, LEL: 0%, H₂S: 0.0 ppm

O₂: 13.5 ppm, Vol: 1.0L

Sample Collected at 1352

1400 Set up to collect soil vapor sample at SV-08-06

3CV's: 346 cm³

Stabilized Parameters:

PID: 2.0 ppm; CO: 0 ppm, LEL: 0%, H₂S: 0.0 ppm

O₂: 11.0 ppm, Vol: 1.0L

Sample Collected at 1415

1430 Set up to collect SV sample at SV-08-02

11/2/2016

Sub-Slab Soil Vapor

MS/FR

SV-08-02

cont:

3CV's: 346 cm³

Stabilized Parameters:

PID: —, CO: 0 ppm, LEL: 0%, H₂S: 0.0 ppmO₂: 14.4 ppm, Vol: 1.0L

Sample collected at 1450

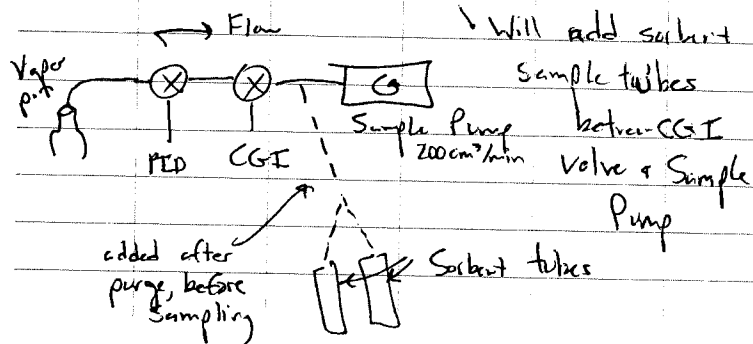
- Note: low flow from well caused PID pump to stall. Stabilized O₂ readings indicated well was purged, therefore no PID reading taken.

1450 Set-up to collect SV sample at SV-08-01
3CV's: 346 cm³

- Not able to get enough flow from well, PID pump stalls out.

Phone call w/ E. Marallo

Plan to use sample pump to pull from well while sampling PID, CGI on side outlet valves.



11/2/2016

Sub-Slab Soil Vapor

MS/FR

1330

Ream ^{MS} Pull vapor pin
Ream out 5/8" hole
Set Pin

Will let well sit for 24-hours prior to sampling

1600

Set-up to collect SV sample at SV-08-093CV's: 346 cm³

Stabilized Parameters:

PID: 1.4 ppm, CO: 0 ppm, LEL: 0%, H₂S: 0.0 ppmO₂: 12.8 ppm, Vol: 0.8L

Sample collected at 1636

1640

Setup to collect SV sample at SV-08-103CV's: 346 cm³

Stabilized parameters:

PID: 4.2 ppm, CO: 0 ppm, LEL: 0%, H₂S: 0.0 ppmO₂: 13.7 ppm, Vol: 0.8L

Sample collected at 1656

1710

Secure Gate to Tender Shop & N. Railroad Entrance (1st Street)

1715

M. Sophy, F. Coroker off-site

11/3/2016

Sub-Slab Soil Vapor

MS/FR

0855 M. Saphy, Floercker on-site at Wheels Museum
Meet Anne to access Museum to Sample
3x Vapor Pin Locations

- PID: 100ppm isobutylpropane
 - TGS SM Cellbreak CGT: H₂S: 2ppm, CO: 10ppm, LEL: 2.5%, O₂: 18%
 - Objective: Continue collecting Soil Vapor
 Samples from 12 remaining
 vapor pin locations.
 - Start in Wheels Museum (3x)
 - Move to Machine Shop (6x)

0820 Set-up to collect soil vapor sample at SV-03-01
 3 CV's, 346 cm³ (1 min 45 sec purge)
 at 0.2 L/min

Stabilized Parameters:

PID: 0.0ppm, CO: 0ppm, LEL: 0%, H₂S: 0.0ppm
 O₂: 20.0ppm, Vol: 0.8L

Sample Collected at 0941

0840 Phone call to E. Merville to inform her
 of relatively higher O₂ readings in Wheels
 Museum than other Parks.

11/3/16

Sub-Slab Soil Vapor

MS/FR

- We see ~16.0ppm O₂ on the vapor wells
 SV-03-01 + SV-03-03, but
 ~20.9ppm O₂ in ambient air. The
 consistent decrease indicates no fresh-air
 intrusion of samples

0850 Set-up to collect soil vapor sample at SV-03-03
 3 CV's, 346 mL or 1 min 45 sec at 0.2 L/min
 Stabilized Parameters:
 PID: 0.0ppm; CO: 0ppm H₂S: 0.0ppm, LEL: 0%
 O₂: 17.5ppm, Vol: 0.6L
 Sample collected at 0910

0910 Set-up to collect soil vapor sample at SV-02-01
 3-CV's: 346 mL or 1 min 45 sec at 0.2 L/min
 Stabilized parameters:
 PID: 0.0ppm, CO: 0ppm, LEL: 0%, H₂S: 0.0ppm
 O₂: 16.2ppm, Vol: 0.6L
 Sample collected at 0926.

0925 Return to collect Sample (Soil Vapor) at SV-01-01
 - Perform 3CV purge
 - See Stabilized Parameters on Facing Page.

11/3/16

Sub-Slab Soil Vapor

MS/FR

1010 Meet w/ G. Rivera, he opens N. Gate (1st St)

1015 Scout for monitoring wells, located:

MW-6

MW-8

MW-7

Could not locate MW-09 (possibly buried)

1020 Set-up to collect SV sample at SV-08-07
3CV's: 346mL or 1min 45sec purge at 0.2L/min
Stabilized Parameters:PID: 0.9ppm, CO: 0ppm, LEL: 0%, H₂S: 0.0ppmO₂: 7.8 ppm, Vol: 0.6L

Sample Collected at: 1041

1045 Set-up to collect SV sample at SV-08-08
3CV's: 346mL or 1min 45sec purge at 0.2L/min

Stabilized parameters

mg PID: 0.9ppm, CO: 0ppm, LEL: 0%, H₂S: 0.0ppm
O₂:PID: 0.7ppm, CO: 0ppm, LEL: 0%, H₂S: 0ppmO₂: 3.6 ppm, Vol: 0.6L

Sample Collected at: 1105

11/3/16

Sub-Slab Soil Vapor

MS/FR

10

1115 Set-up to collect soil vapor sample at SV-08-01- reared well yesterday to check for blockage
since the low flow stalled out the PID pump.

- re-set pm w/ new silicon sleeve.

3CV's: 346mL or 1min 45sec + 0.2L/min

Stabilized Parameters

PID: 1.5ppm, CO: 0ppm, LEL: 0%, H₂S: 0.0ppmO₂: 15.5ppm, Vol: 0.8LSample collected at: 1130
MS1200 M. Saphy, F. Ruecker checking for monitoring
wells on South side of Railroad

- Located: MW-02, rise band, PVC band (scaphotes)

MW-02, possibly mislocated on map
found well riser (same type as others)
on East Side of Building (scaph)

MW-03

MW-04

MW-05

1230 Lunch in Machine Shop

1245 Phone call w/ E. Marallo

11/13/16

Sub Slab Soil Vapor

MS/FR

cont: Phone call w/ E. Marcollo
M. Sphy, Froecker to conduct GW sampling
on 9 MW's at Railroad Tower
E. Marcollo will confirm this w/ G. Rivera (COA)

1300 Set-up to collect soil vapor sample at SV-05-01
3CV's: 346 mL, 1 min 45 sec purge at 0.2 L/min
Stabilized Parameters:
PID: 1.1 ppm, CO: 0 ppm, LEL: 0%, H₂S: 0.0 ppm
O₂: 7.8 ppm, Vol: 1.0 L
Sample Collected at 1322

F. Roecker set up to plug & abandon 2x
core wells drilled in machine shop
w/ Concrete Mix

1325 Set up to collect soil vapor sample at SV-05-02
3CV's: 346 mL, 1 min 45 sec
Stabilized Parameters:
PID: 0.9 ppm, CO: 0 ppm, H₂S: 0.0 ppm, LEL: 0%
O₂: 0.4 ppm, Vol: 1.0 L
Sample Collected at 1342

11/13/16

Sub Slab Soil Vapor

MS/FR

1345 Set up to collect soil vapor sample at
SV-05-03
3CV's: 346 mL or 1 min 45 sec purge at 0.24 L/min
Stabilized Parameters
PID: 0.7 ppm, CO: 0 ppm, LEL: 0%, H₂S: 0 ppm
O₂: 12.6 ppm, Vol: 1.0 L
Sample Collected at 1410

1415 Set up ~~to~~^{to} collect soil vapor sample at
SV-05-04
3CV's: 346 mL or 1 min 45 sec purge at 0.24 L/min
Purge for 3 min, Vol: 1.0 L
Stabilized Parameters:
PID: 0.9 ppm, CO: 0 ppm, LEL: 0%, H₂S: 0.0 ppm
O₂: 0.0 ppm
Sample collected at 1428

1435 Set up to collect soil vapor sample at SV-05-05
3CV's: 346 mL or 1 min 45 sec purge at 0.2 L/min
Stabilized Parameters
PID: 0.9 ppm, CO: 0 ppm, LEL: 0%, H₂S: 0.0 ppm
O₂: 0.0 ppm, Vol: 0.6 L
Sample Collected at 1442

11/3/16

Sub-Slab Soil Vapor

MS/FR

1450 Set up to collect soil vapor sample at

SV-05-063 CV's: 346 mL = 1 min 45 sec purg
at 0.2 L/min rate

Stabilized Parameters:

PID: 0.9 ppm, CO: 0 ppm, LEL: 0%

H₂S: 0.0 ppm, O₂: 1.8 ppm, 0.6%

Sample Collected at 1506

1500 Sort out samples by parcel #.

10 x Parcel 8: Boiler Shop, Trade Shop, Flea Shop

SV-08-01 SV-08-06

SV-08-02 SV-08-07

SV-08-03 SV-08-08

SV-08-04 SV-08-09

SV-08-05 SV-08-10

6 x Parcel 5: Machine Shop

SV-05-01 SV-05-02 SV-05-05

SV-05-03 SV-05-04 SV-05-06

3 x Parcel 3: Storehouse (Wheels Museum)

SV-03-01, SV-03-02, SV-03-03

4 x Parcel 7: Blacksmith Shop

SV-07-01 SV-07-03

SV-07-02 SV-07-04

11/3/16

Sub-Slab Soil Vapor

MS/FR

1530 Text to E. Moralle / J Tracy confirming
that Sub-Slab Soil Vapor Sampling
is complete1535 Phone call to G. Rivera (COA) to
confirm work complete.Mr. Butkus (COA) will open gates at
1st St (N. Side) to give INTERA
access for GW Sampling.

1540 M. Saphy, F. Kuecker off-site

Summary:

- Installed 23 x vapor pins to collect sub-slab soil vapor samples
- Collected 23 x soil vapor samples in 4 parcel locations at the rail yard - list on facing page.
- Sample (sorbent tubes) sampled at 200 cm³/min for 5 min (1 L)
- Test for TO-17 Solids

MJD

11/14/16 GW Sampling MS/FR

0755 M. Sophy, F. Roacker on-site
N. Gate open, pull in near site of MW-09

- TGS-SM

- Weather: overcast, rainy, 55°F.

- Objectives: 1) ^{MS} Gauge locate 9 MW's
2) Gauge DTW, DTB in MW's
3) GW Sample for VOC's 8260
EDS 504.1

0805 M. Butkus (COA) on-site.

Ac will open south Gate near Wheels museum
for GW sampling.

0810 F. Roacker attempts to locate MW-09

- after using metal detector & shovel

- for 20 min, no well found

- will not gauge/sample this well

- Calibrate Oakton pH-1150 Water Quality Meter ^{pH: 4.1, 7.10}
_{Spec Cond: 1417 μ S/cm}

0830 - Begin gauging DTW / DTB using properly
decontaminated Solinst O.I. / Water interface

probe & EnviroSupply Water Level Meter

- Will Gauge wells on N. Side of Site,
then sample to get out of way
of filming crew.

11/14/16 GW Sampling MS/FR

← [ft bTOCN] →

Well ID	DTP	DTW	DTB	Notes
MW-09				Not located
MW-08	—	26.16	46.11	0839; ^{4"} 2"; J-Plug OK
MW-06	—	29.44	49.28	0832; 2"; J-Plug OK
MW-07	—	26.74	44.85	0847; 2"; J-Plug OK
MW-02	—	19.10	41.34	1245; 2"; Needs Mem J-Plug
MW-01	—	22.65	44.16	1002; 2"; J-Plug OK
MW-03	—	24.33	44.75	1008; 2"; J-Plug OK
MW-04	—	25.37	44.48	1015; 2"; J-Plug OK
MW-05	—	26.52	46.16	1024; 2"; Needs J-Plug

0850 - Completed gauging of wells on north side
of site.

- Plan to collect GW samples of n. side wells
to stay clear of film crew.

0855 Set-up to collect GW sample at MW-07

- 3 CV: 9.2 gal

- Stabilized Parameters:

pH: 4.41; Temp: 18.6°C; Spec Cond: 829.2 μ S/cm
7.17 Vol: 9.3 gal

Sample Collected at 0912

4
11/18/16
MS

GW Sampling

MS/FR

0920 Setup to collect GW sample at MW-06
• 3 CV's: 11.4 gal
• Stab. Parameters:
Temp: 17.9°C; pH: 7.28; Spec Cond: 803.2 µS-cm
Vol: 11.5 gal
• Sample collected at 0947

0950 Will head to south side of site to gauge MW's, specifically to check casing diameters. If any 4" wells, we will get larger bailers from office

1030 - Gauging of all wells complete except MW-02. This well casing riser is damaged. We will return later today to repair, access, gauge, sample.
- M. Sophy, F. Becker off-site to get ice

1045 Set up to collect GW sample at MW-08
• 3 CV's: 39.6 gal
• Stab. Parameters:
Temp: 18.8°C, pH: 7.17; Spec Cond: 951.9 µS-cm
Vol: 40 gal
Sample collected at 1145

4
11/18/16
MS

GW Sampling

MS/FR

1200 Move to South Side of site
Lunch

1215 MW-02 riser pipe is bent & cement skirt is sticking up
Break off concrete around riser.
Remove riser.

Cut PVC casing (2") to ground level
INTERA will replace surface completion at a later date (E. Marcillo)

1245 . Setup to collect gauge water level in MW-02
- Set up to collect GW sample at MW-02
• 3 CV's: 11.4 gal
• Stabilized parameters:
Temp: 18.5°C, pH: 7.74, Spec. Cond: 667.2 µS-cm
Vol: 12.0 gal
Sample collected at 1310

1315 Set up to collect GW sample at MW-01
• 3 CV's: 11.1 gal
• Stabilized parameters:
Temp: 18.7°C, pH: 7.42; Spec Cond: 996.0 µS-cm
Vol: 11.5 gal
Sample collected at 1335

4
11/28/16
MS

GW Sampling

MS/FR

1340 Set up to collect GW sample at MW-03

• 3CV's: 10.5 gal

• Stabilized parameters:

Temp: 19.0°C, pH: 7.31, Spec Cond: 671.2 $\mu\text{S/cm}$

Vol: 11.0 gal

Sample collected at 1402

1410 Set up to collect GW sample at MW-04

• 3CV's: 9.6 gal

• Stabilized parameters:

pH: 7.18, Temp: 18.6°C, Spec Cond: 936.5 $\mu\text{S/cm}$

Vol: 10.5 gal

Sample collected at 1427.

1435 Set up to collect GW sample at MW-05

• 3CV's: 9.9 gal

• Stabilized parameters:

Temp: 18.6°C, pH: 7.05; Spec Cond: 819.5 $\mu\text{S/cm}$

Vol: 11.0 gal

Sample collected at 1500

1510 Decon all equipment.

Place GW Samples in Cooler w/ Ice.

4
11/28/16
MS

GW Sampling

MS/FR

-Notes:

• MW-08 has 4" casing and well vault will not properly close due to PVC casing and J-Plug. Recommend trimming PVC casing

• MW-02 needs new surface completion well is evenly exposed as PVC casing cut ~1 ft high. J-Plug is taped into place to prevent debris/water entering well. Left 2 parking cones around well for protection.

• MW-05 needs a J-Plug (missing)

1515 M. Supply, FRoacker off-site.

Summary:

• Located 8 of 9 MNW's (MW-09 missing)

• Gauged fluid levels / total depth in 8 wells

• Sampled 8 wells for groundwater

• 8260 (VOC's) - unfiltered

• 504.1 (FDB) - unfiltered

• Purged wells for Casing Volume & confirmed Stabilization of Water Quality Parameters before sampling.

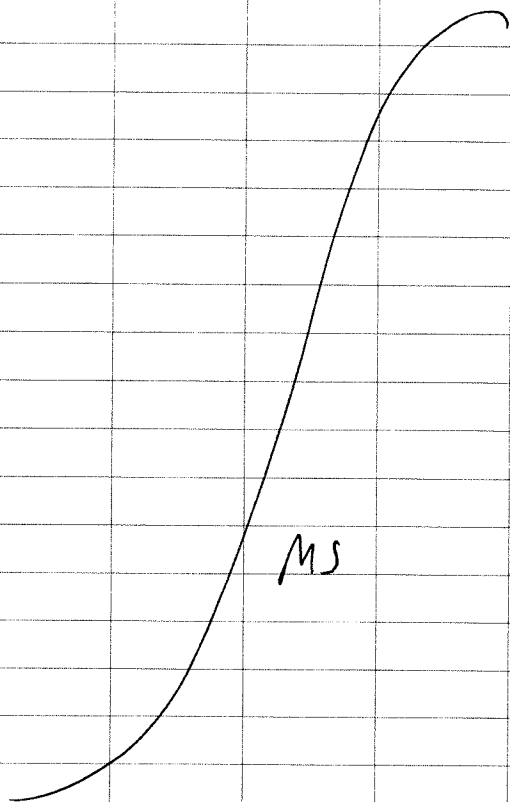
11/28/16
MS

GW Sampling

MS/FR

cont:

• All perched fluids spread on impermeable surface to evaporate



Vista GeoScience

130 Capital Drive, Suite C
 Golden, CO 80401-5654
 Phone: 303-277-1694
 Fax: 303-278-0104

PAGE: 6	OF 6
DATE / TIME: 10/26/10	
PROJECT: 16117.01	
JOB NO. :	
REC / SAMP BY:	

SOIL-VAPOR SAMPLING FORM

WELL/LOC. NO. :	WELL TYPE:	<input type="checkbox"/> Monitor	<input type="checkbox"/> Extraction	<input checked="" type="checkbox"/> PRT Sys.	<input type="checkbox"/> Other
	WELL MATERIAL:	<input type="checkbox"/> PVC	<input checked="" type="checkbox"/> Poly / Implant	<input type="checkbox"/> Teflon	<input type="checkbox"/> Other

WELL OR PRT PURGING & SAMPLING LOG

PURGE VOLUME Casing/Tubing Inner Diameter: <input checked="" type="checkbox"/> 1/4-inch <input type="checkbox"/> 1/2-inch <input type="checkbox"/> 3/4-inch <input type="checkbox"/> 1-inch <input type="checkbox"/> Other _____ Total Length of Tubing/Casing: <u>7'</u> Number of Well Volumes to be Purged (# Vols): <u>3</u> Well Depth: _____	PURGING METHOD <input checked="" type="checkbox"/> Landtec <input type="checkbox"/> Peristaltic pump <input type="checkbox"/> Other - Type: _____
--	---

PURGE VOLUME CALCULATION: (Tubing Volume/ft x length) X (# Purge Volumes) = 204 CC or Liters
 (Refer to Tubing / Hole Volume Table)

PURGE TIME START <u>1715</u> STOP _____ ELAPSED _____ SU-11 SU-10 <u>1740</u>	PURGE RATE Initial <u>200</u> L/pm Final <u>200</u> L/pm <u>200</u> <u>200</u>	ACTUAL PURGE VOLUME _____ Liters
---	---	--

FIELD PARAMETER MEASUREMENT										
Time	Minutes	FLOW	Vacuum	PID	FID	CH4	CO2	O2	Bal	
		L/min		ppm	ppm	%	%	%	%	
SU-11	1714	200		0.5	-	0	2.6	17.4	80	
SU-10	1743	200		1.0	-	0	9.6	6.8	83.6	

Observations/Note:

SAMPLE COLLECTION

SAMPLE CONTAINER TYPE

Tedlar Bag Sorption Tubes Summa Canister Septum Bottle

SAMPLES Sample Series: _____

Sample/Location ID	Contain ID	Date	Time	Depth	Volume	Comments
SU-11-A	G016 4559	10/26	1721	4-5'	1L	
SU-11-B	H019 605	10/26	1721	4-5'	1L	
SU-10-A	G017 407	10/26	1754	4-5'	1L	
SU-10-B	H023 8253	10/26	1754	4-5'	1L	

Vista GeoScience
Daily Site Safety Meeting (Tailgate Meeting) Topics Check List
Check Boxes as Completed

Location / Project Number / Client	1100 2nd St SW Albuquerque, NM	16117.01	Intera
Days / Date	10/26/16 & 10/27/16		
Utility / Local / Meter Number			

- A. "Administrative" Topics**
1. Introduce All Persons Present
 2. Identify Roles & Responsibilities/Chain of Command (e.g., Client Project Manager (PM), Vista HSO/Field Operations Manager, and Sub Contractor PM)
 3. Emphasize the Stop Work Authority Policy:
Anyone has the authority and right to Stop Work because of Unsafe Conditions
 4. Identify the On-Site Person Who Fills Each Role for Client, Vista, and Each Subcontractor.
 5. Identify and discuss the role of any visitors (e.g., client representatives, regulatory representatives, citizens, etc.)
 6. Identify persons who require the Initial Health and Safety Plan (HASP) Training
 7. Identify persons who require the Initial Site Briefing
 8. Identify Any Short-Service Employees (SSE) and discuss the requirements if any present.

- B. General Health and Safety Topics**
1. Emphasize that the Health and Safety of Citizens and Residents Must Always be Considered First.
 2. Weather forecast for the day
 3. Buddy system (While lifting, moving of equipment, etc.)
 4. Physical, chemical and/or biological hazards anticipated
 5. PPE required
 6. Air monitoring requirements
 7. Site control requirements and possible hazards stemming from site hazards. (e.g. aggressive terrain, peds, traffic control)
 8. Communication requirements
 9. Decontamination requirements
 10. Material handling requirements (place emphasis on proper lifting techniques)
 11. Fire and/or explosion hazards
 12. Emergency procedures including routes to hospital and escape, emergency medical treatment, medical evacuation from the site, and assembly/rally location for site workers to meet.
 13. Equipment inspection requirements (Geoprobe are to be inspected daily to ensure properly working)
 14. Emergency shut off for all equipment. Geoprobe rigs - all members of a field team must know the location of the kill switches and how to operate them.
 15. Testing emergency shut off for all equipment. (e.g., Geoprobe rigs - kill switches must be tested daily prior to work)
 16. Review refueling process of equipment. Equipment will be off and cool before refueling with proper fuel can.
 17. Review out of service procedures
 18. Location of first aid fire extinguisher
 19. Traffic Control Plan (TCP) - TCP Requirements
 20. Underground utilities confirmed marked - confirm paint on ground for suspected underground utilities

- C. Specific Work To Be Conducted, and Related Health and Safety Issues and Hazards**
1. The Leader of Each Field Team/Work Crew Shall Describe Their Specific Scheduled Work Activities for the Day
 2. Health and Safety Issues that others need to be aware of shall be discussed.

- D. Closing Activities**
1. Mid-day shared learning. (e.g., lunchtime, downtime, remobilization)
 2. Conduct visual inspections of all equipment used.
 3. Conduct site walkthrough with client P.M. (pertaining to site restoration, good housekeeping, and mitigating hazards)

Signatures of Safety Tailgate Meeting Attendees: Signature, Print Name, and Affiliation		
	JEFF CASPER	VGS
	Trevor Lawson	VGS
	Lynda Price	INTERA
	JEFF CASPER	VGS
	Trevor Lawson	VGS
	Matthew J. Spitz	INTERA

Vista GeoScience
Daily Site Safety Meeting (Tailgate Meeting) Topics Check List
 Check Boxes as Completed

Location / Project Number / Client: 1100 2nd St. SW Albuquerque, NM 16117.01 Intera

Today's Date: 10/24/16 to 10/25/16

Utility/Lease/Tricket Number:

- A. "Administrative" Topics**
1. Introduce All Persons Present
 2. Identify Roles & Responsibilities/Chain of Command (e.g., Client Project Manager (PM), Vista HSO/Field Operations Manager, and Sub Contractor PM)
 3. Emphasize the Stop Work Authority Policy: *Anyone has the authority and right to Stop Work because of Unsafe Conditions*
 4. Identify the On-Site Person Who Fills Each Role for Client, Vista, and Each Subcontractor.
 5. Identify and discuss the role of any Visitors (e.g., client representatives, regulatory representatives, citizens, etc.)
 6. Identify persons who require the Initial Health and Safety Plan (HASP) Training
 7. Identify persons who require the Initial Site Briefing
 8. Identify Any Short-Service Employees (SSE) and discuss the requirements if any present.

- B. General Health and Safety Topics**
1. Emphasize that the Health and Safety of Citizens and Residents Must Always be Considered First.
 2. Weather forecast for the day
 3. Buddy system (While lifting, moving of equipment, etc.)
 4. Physical, chemical and/or biological hazards anticipated
 5. PPE required
 6. Air monitoring requirements
 7. Site control requirements and possible hazards stemming from site hazards. (e.g. aggressive terrain, peds, traffic control)
 8. Communication requirements
 9. Decontamination requirements
 10. Material handling requirements (place emphasis on proper lifting techniques)
 11. Fire and/or explosion hazards
 12. Emergency procedures including routes to hospital and escape, emergency medical treatment, medical evacuation from the site, and assembly/rally location for site workers to meet.
 13. Equipment inspection requirements (Geoprobe are to be inspected daily to ensure properly working)
 14. Emergency shut off for all equipment. Geoprobe rigs - all members of a field team must know the location of the kill switches and how to operate them.
 15. Testing emergency shut off for all equipment. (e.g., Geoprobe rigs - kill switches must be tested daily prior to work)
 16. Review refueling process of equipment. Equipment will be off and cool before refueling with proper fuel can.
 17. Review out of service procedures
 18. Location of first aid fire extinguisher
 19. Traffic Control Plan (TCP) - TCP Requirements *Prostetion Hospital*
 20. Underground utilities confirmed marked - confirm paint on ground for suspected underground utilities

- C. Specific Work To Be Conducted, and Related Health and Safety Issues and Hazards**
1. The Leader of Each Field Team/Work Crew Shall Describe Their Specific Scheduled Work Activities for the Day
 2. Health and Safety Issues that others need to be aware of shall be discussed.

- D. Closing Activities**
1. Mid-day shared learning. (e.g., lunchtime, downtime, remobilization)
 2. Conduct visual inspections of all equipment used.
 3. Conduct site walkthrough with client P.M. (pertaining to site restoration, good housekeeping, and mitigating hazards)

Signatures of Safety Tailgate Meeting Attendees - Signature, Print Name, and Affiliation

10/24		JEFF CADORE	VGS
		Trevor Lawson	VGS
		LYNDA PRICE	INTERA
10/25		Trevor Lawson	VGS
		Lynda Price	INTERA
		JEFF CADORE	VGS

STANDARD RIG EQUIPMENT PRE-PROJECT CHECKLIST

ON HAND REQUIRED		Description	Notes	ON HAND REQUIRED		Description	Notes
TOOLS				Notes			
MACRO CORE SAMPLING				DT22 DUAL WALL SAMPLING			
1		MC Sample Tube (45ft) (H.D.) 5"				3.25" x 5' Probe Rod	
		MC Drive Head 1.5"				3.25" Expendable Point Holder	
		MC Cutting Shoe				3.25" Drive Cap	
		MC Cutting Shoe 1 x reduced w/piston tip				3.25" Rod Grip	
		MC Cutting Shoe 2 x reduced w/ piston tip				Centering Drive Cap	
GROUNDWATER SAMPLING				1.5" DRIVE RODS			
2		Screen Point 16 Sampler Sheath				Five foot (5') Rods 1.5"	
2		Screen Point 16 Drive Head 1.5"				Drive Cap 1.5"	
2		Screen Point 16 Wire Wound Screen, 4 slot				Pull Cap 1.5"	
0		Screen Point 16 Screen Push Adapter				MC Preprobe 2" for 1.5" rod	
		Screen Point 16 Expendable Points				1.5" Friction Reducer	
0		Tubing Bottom Check Valve				Extension Rod Coupler (each)	
0		SS Mini Bailer 3 ft x 1/2"	<i>Self Has</i>			Quick Links Ext Rod Couplers (Pair)	
5		Plastic 3/4" Disposable Bailers					
DT22 Dual Wall Sampling							
4		DT22 Liner Driver Head				Drill Steel (48")	
11		2.25" x 5' Probe Rods				Carbide Drill Bit (2.5")	
1		2.25" Drive Cap				Fishing Tool 1.5"	
1		2.25" Pull Cap				Nylon Brush For MC Tubes	
1		2.25" Rod Grip				Nylon Brush for Water Screen Sleeve	
10		2" Expendable Points				Nylon Brush for 1.5" O.D. Probe Rods	
1		2.25" Expendable Point Holder				Hand Auger (2" or 3")	
2		DT22 Cutting Shoe					
0		DT22 Expendable Cutting Shoe					
1		1.25" x 1 Foot Probe Rod					
12		DT22 Drive Bumper					
1		DT22 Liner Cutter					
		Hook Blades for Cutter					
		DT22 1.25" Solid Tip					
1		Rod Wiper and Frame					

CONSUMABLE MATERIALS		Notes	GROUNDWATER SAMPLING		Notes
Description			Notes		
DUAL WALL SAMPLING			Screen Point 16 Expendable Drive Points		
	DT32 Dual Wall Plastic Liners (Box)		Disposable Bailers		
	DT22 Dual Wall Plastic Liners (Box)		Screen Point 16 Grout Plug, PVC		
0	DT22 Dual Wall End Caps (Bag)		Roll 3/8" Tubing (500 ft roll)		
MACRO CORE SAMPLING			WELL INSTALLATION		
2.5	MC Plastic Liners (Box)	<i>included</i>	1	3.5" x 5' Solid Stem Auger	
	MC Core Catcher/Spacer			3.5" Cutting Bit Spade / Bullet	
	MC End Caps (Bag)			3.5" Hollow Stem Drive Cap	
GENERAL MATERIALS			ACCESSORIES		
1	Push Broom			Auger Fork	
	Dust pan & hand broom			Auger Pins	
	Trowel			1" Locking Well Cap and Locks	
1	Shovel		15	1" Screw On Bottom Cap	
8	Traffic Cones			1" x 5' PVC Riser	<i>3 Boxes</i>
1	Roll of Caution Tape			1" x 5' PVC Screen .010	<i>2 Boxes</i>
0	Trash bags (Box)			55 gallon steel drums	
7	Paper towels		0	15/16" Socket and Drive for Drum	
1	Roll of Caution Tape		TECHNICIAN SIGNATURE		
	Teflon Tape, Roll		Date of Inventory:		
1	Liquinox, Bottle	<i>Power Ion</i>	<i>8 23 16</i>		
2	5-gallon buckets Clean		Project Name: <i>16117.01 Intra</i>		
TECHNICIAN SIGNATURE			Project Number:		
Date of Inventory:			Signature: <i>[Signature]</i>		
Project Name:			GEO KIT		
Project Number:			20	Sample Labels	
Signature:			3	Non Haz Drum Labels	
			1	Marking Paint (Can)	
			8	30 mL VOA's	
			1	Teflon Tape (Roll)	
			20	Marking Flags	
			1	Small Ziploc Bags for Samples (Box)	
			1	A bag of Ear Plugs	
			1	A bag of Nitrile Gloves L	
			2	Sharpie Pens	
			1	Hacksaw	

Site Location: COA Railway Drilling Co: Viste Geoservice **Soil Boring Log** Depth to Water (ft): _____
 Drilling Method: Direct Push Geoprobe Driller: J. Zajdel (Field) Total Depth (ft): 10 Date: 10/24 Drilling Start: 1510
 Drilling Equipment: Geoprobe Northing: _____ Easting: _____ Borehole Diameter: _____ Date: _____ Drilling Finish: 1520

Sample Method: _____ Logger: UP Split Spoon Length: 5 Coord. System _____

Depth in Feet (BLS)	USCS	Descriptor	Soil Type	Color	Partical Size	Grading	Angularity/shape	Density	Plasticity	Moisture	Odor	PID/FID	% Rec.	Sample No./Int.	Comments
0-4		Sandy	SAND	10YR	very fine	poor	angular	(sand or gravel)	non-plastic	dry	none				
		Clayey	CLAY	2/1	fine	well	subangular	very loose	slightly plastic	moist	organic				
		Silty	SILT	black	medium		subrounded	loose dense	plastic	wet	hydrocarbon	3402			
		Gravelly	GRAVEL	0-2 10YR 5/6 yellowish brown 2-4	coarse		rounded	very dense (silt or clay) very soft soft hard very hard	very plastic						
4-9		Sandy	SAND	10YR	very fine	poor	angular	(sand or gravel)	non-plastic	dry	none				
		Clayey	CLAY	3/0	fine	well	subangular	very loose	slightly plastic	moist	organic				
		Silty	SILT	d.	medium		subrounded	loose dense	plastic	wet	hydrocarbon	788			
		Gravelly	GRAVEL	yellowish brown	coarse		rounded	very dense (silt or clay) very soft soft hard very hard	very plastic						
9-10		Sandy	SAND	10YR	very fine	poor	angular	(sand or gravel)	non-plastic	dry	none				
		Clayey	CLAY	5/8	fine	well	subangular	very loose	slightly plastic	moist	organic				
		Silty	SILT	yellowish	medium		subrounded	loose dense	plastic	wet	hydrocarbon	710,000			
		Gravelly	GRAVEL	brown	coarse		rounded	very dense (silt or clay) very soft soft hard very hard	very plastic						9-10 @ 1510
Depth in Feet (BLS)	USCS	Sandy	SAND		very fine	poor	angular	(sand or gravel)	non-plastic	dry	none				
		Clayey	CLAY		fine	well	subangular	very loose	slightly plastic	moist	organic				
		Silty	SILT		medium		subrounded	loose dense	plastic	wet	hydrocarbon				
		Gravelly	GRAVEL		coarse		rounded	very dense (silt or clay) very soft soft hard very hard	very plastic						

Site Location: COA Rail yard Drilling Co: Vista Geosciences **Soil Boring Log**
(Field)

Depth to Water (ft): _____

Boring No.: SB-7

Drilling Method: Direct Push Geoprobe Driller: J. Zajdel

Total Depth (ft): 15

Date: 10/24/16

Drilling Start: 1025

Drilling Equipment: Geoprobe Northing: _____ Easting: _____

Borehole Diameter: _____

Date: _____

Drilling Finish: 1035

Sample Method: _____ Logger: LP

Split Spoon Length: _____

Coord. System _____

Depth in Feet (BLS)	USCS	Descriptor	Soil Type	Color	Partical Size	Grading	Angularity/ shape	Density	Plasticity	Moisture	Odor	PID/ FID	% Rec.	Sample No./Int.	Comments
0-4	5G-4	Sandy Clayey Silty Gravelly	SAND CLAY SILT GRAVEL	5G-4 5G-4 5G-4 2.5	very fine fine medium coarse	poor well	angular subangular subrounded rounded	(sand or gravel) very loose loose dense very dense (silt or clay) very soft soft hard very hard	non-plastic slightly plastic plastic very plastic	dry moist wet	none organic hydrocarbon	5.8	80		
4-10		Sandy Clayey Silty Gravelly	SAND CLAY SILT GRAVEL	10R 3/1	very fine fine medium coarse	poor well N/A M	angular subangular subrounded rounded	(sand or gravel) very loose loose dense very dense (silt or clay) very soft soft hard very hard	non-plastic slightly plastic plastic very plastic	dry moist wet	none organic hydrocarbon	3.7	80		Silt lens 8'-9'
10-12		Sandy Clayey Silty Gravelly	SAND CLAY SILT GRAVEL	10R 4/3	very fine fine medium coarse	poor well	angular subangular subrounded rounded	(sand or gravel) very loose loose dense very dense (silt or clay) very soft soft hard very hard	non-plastic slightly plastic plastic very plastic	dry moist wet	none organic hydrocarbon	3.7	80		SB-7 10-12
12-15		Sandy Clayey Silty Gravelly	SAND CLAY SILT GRAVEL	10YR 5/1	very fine fine medium coarse	poor well	angular subangular subrounded rounded	(sand or gravel) very loose loose dense very dense (silt or clay) very soft soft hard very hard	non-plastic slightly plastic plastic very plastic	dry moist wet	none organic hydrocarbon	15.6	80		

Site Location: COA Railway Drilling Co: Vista Geosciences **Soil Boring Log** Depth to Water (ft): _____
 Drilling Method: Direct Push Driller: J. Zaydel (Field) Boring No.: SB-5
 Drilling Equipment: Geoprobe Northing: _____ Easting: _____ Total Depth (ft): 10 Date: 10/25/16 Drilling Start: 0825
 Borehole Diameter: _____ Date: _____ Drilling Finish: 0831

Sample Method: _____ Logger: UP Split Spoon Length: _____ Coord. System: _____

Depth in Feet (BLS)	USCS	Descriptor	Soil Type	Color	Partical Size	Grading	Angularity/shape	Density	Plasticity	Moisture	Odor	PID/FID	% Rec.	Sample No./Int.	Comments
0-1		Sandy Clayey Silty Gravelly	SAND CLAY SILT GRAVEL	GREY 2.5/1 greenish black 10YR 7/1 it gray	very fine fine medium coarse	poor well	angular subangular subrounded rounded	(sand or gravel) very loose loose dense very dense (silt or clay) very soft soft hard very hard	non-plastic slightly plastic plastic very plastic	dry moist wet	none organic hydrocarbon		0.5 75%		pieces of charcoal
1-4.0		Sandy Clayey Silty Gravelly	SAND CLAY SILT GRAVEL	10YR 2/1 black	very fine fine medium coarse	poor well	angular subangular subrounded rounded	(sand or gravel) very loose loose dense very dense (silt or clay) very soft soft hard very hard	non-plastic slightly plastic plastic very plastic	dry moist wet	none organic hydrocarbon		1.58 2.2	(#4)	
4.0 4.5		Sandy Clayey Silty Gravelly	SAND CLAY SILT GRAVEL	10YR 4/1 yellowish brown	very fine fine medium coarse	poor well	angular subangular subrounded rounded	(sand or gravel) very loose loose dense very dense (silt or clay) very soft soft hard very hard	non-plastic slightly plastic plastic very plastic	dry moist wet	none organic hydrocarbon				
4.5- 6		Sandy Clayey Silty Gravelly	SAND CLAY SILT GRAVEL	10YR 2/1 black	very fine fine medium coarse	poor well	angular subangular subrounded rounded	(sand or gravel) very loose loose dense very dense (silt or clay) very soft soft hard very hard	non-plastic slightly plastic plastic very plastic	dry moist wet	none organic hydrocarbon		0.5-6 1.58 0.2	5-10 75%	

Site Location: _____ Drilling Co: _____

Soil Boring Log (Field)

Depth to Water (ft): _____

Boring No.: SB-5 ②

Drilling Method: _____ Driller: _____

Total Depth (ft): _____

Date: 10/25/14

Drilling Start: 0825

Drilling Equipment: _____ Northing: _____ Easting: _____

Borehole Diameter: _____

Date: _____

Drilling Finish: 0831

Sample Method: _____

Logger: _____

Split Spoon Length: _____

Coord. System _____

Depth in Feet (BLS)	USCS	Descriptor	Soil Type	Color	Partical Size	Grading	Angularity/shape	Density	Plasticity	Moisture	Odor	PID/FID	% Rec.	Sample No./Int.	Comments		
5-10 10		Sandy Clayey Silty Gravelly	SAND CLAY SILT GRAVEL	10/YR 4/3 <i>brown</i> 9.5-10 10YR 5/1 gray	very fine fine medium coarse	poor well	angular subangular subrounded rounded	(sand or gravel) very loose loose dense very dense (silt or clay) very soft soft hard very hard	non-plastic slightly plastic plastic very plastic	dry moist wet	none organic hydrocarbon					107 =	Slight hydrocarbon 6-9 Strong 9-10
Depth in Feet (BLS)	USCS	Descriptor	Soil Type	Color	Partical Size	Grading	Angularity/shape	Density	Plasticity	Moisture	Odor	PID/FID	% Rec.	Sample No./Int.	Comments		
		Sandy Clayey Silty Gravelly	SAND CLAY SILT GRAVEL		very fine fine medium coarse	poor well	angular subangular subrounded rounded	(sand or gravel) very loose loose dense very dense (silt or clay) very soft soft hard very hard	non-plastic slightly plastic plastic very plastic	dry moist wet	none organic hydrocarbon						
Depth in Feet (BLS)	USCS	Descriptor	Soil Type	Color	Partical Size	Grading	Angularity/shape	Density	Plasticity	Moisture	Odor	PID/FID	% Rec.	Sample No./Int.	Comments		
		Sandy Clayey Silty Gravelly	SAND CLAY SILT GRAVEL		very fine fine medium coarse	poor well	angular subangular subrounded rounded	(sand or gravel) very loose loose dense very dense (silt or clay) very soft soft hard very hard	non-plastic slightly plastic plastic very plastic	dry moist wet	none organic hydrocarbon						
Depth in Feet (BLS)	USCS	Descriptor	Soil Type	Color	Partical Size	Grading	Angularity/shape	Density	Plasticity	Moisture	Odor	PID/FID	% Rec.	Sample No./Int.	Comments		
		Sandy Clayey Silty Gravelly	SAND CLAY SILT GRAVEL		very fine fine medium coarse	poor well	angular subangular subrounded rounded	(sand or gravel) very loose loose dense very dense (silt or clay) very soft soft hard very hard	non-plastic slightly plastic plastic very plastic	dry moist wet	none organic hydrocarbon						

Site Location: CoA Railway Drilling Co: Vista Geoscience

Soil Boring Log
(Field)

Depth to Water (ft): _____

Boring No.: SB-10

Drilling Method: Direct Push Geo Driller: J. Zujdel

Total Depth (ft): 15

Date: 10/26/14 Drilling Start: 1745

Drilling Equipment: Geoprobe Northing: _____

Easting: _____

Borehole Diameter: _____

Date: _____ Drilling Finish: 1750

Sample Method: _____ Logger: UP

Split Spoon Length: _____

Coord. System _____

Depth in Feet (BLS)	USCS	Descriptor	Soil Type	Color	Partical Size	Grading	Angularity/shape	Density	Plasticity	Moisture	Odor	PID/FID	% Rec.	Sample No./Int.	Comments
0-0.2		Sandy Clayey Silty Gravelly	SAND CLAY SILT GRAVEL		very fine fine medium coarse	poor well	angular subangular subrounded rounded	(sand or gravel) very loose loose dense very dense (silt or clay) very soft soft hard very hard	non-plastic slightly plastic plastic very plastic	dry moist wet	none organic hydrocarbon		0-5 0-5 0.4		Concrete
0.2-3		Sandy Clayey Silty Gravelly	SAND CLAY SILT GRAVEL	10YR 2/1 black	very fine fine medium coarse	poor well	angular subangular subrounded rounded	(sand or gravel) very loose loose dense very dense (silt or clay) very soft soft hard very hard	non-plastic slightly plastic plastic very plastic	dry moist wet	none organic hydrocarbon				Appears to be coal like pieces
3-9		Sandy Clayey Silty Gravelly	SAND CLAY SILT GRAVEL	10YR 4/3	very fine fine medium coarse	poor well	angular subangular subrounded rounded	(sand or gravel) very loose loose dense very dense (silt or clay) very soft soft hard very hard	non-plastic slightly plastic plastic very plastic	dry moist wet	none organic hydrocarbon		5-10 0.5	SB-0 (5-10) @ 1755	
9-10-15		Sandy Clayey Silty Gravelly	SAND CLAY SILT GRAVEL	10YR 7/3 v. pale brown	very fine fine medium coarse	poor well	angular subangular subrounded rounded	(sand or gravel) very loose loose dense very dense (silt or clay) very soft soft hard very hard	non-plastic slightly plastic plastic very plastic	dry moist wet	none organic hydrocarbon		0.0		clay lense @ 12.5-12.8'

Site Location: COA Railway Drilling Co: Vista Geosciences **Soil Boring Log**

Depth to Water (ft): _____

Boring No.: SB-11

Drilling Method: Direct Push Driller: Zajdel

Total Depth (ft): 10

Date: 10/26/16 Drilling Start: 0755

Drilling Equipment: Campbell Northing: _____ Easting: _____

Borehole Diameter: _____

Date: _____ Drilling Finish: 0800

Sample Method: _____ Logger: CB

Split Spoon Length: 5

Coord. System _____

Depth in Feet (BLS)	USCS	Descriptor	Soil Type	Color	Partical Size	Grading	Angularity/shape	Density	Plasticity	Moisture	Odor	PID/FID	% Rec.	Sample No./Int.	Comments
0-3.5		Sandy Clayey Silty Gravelly	SAND CLAY SILT GRAVEL	10YR 3/1 v. dark gray	very fine fine medium coarse	poor well	angular subangular subrounded rounded	(sand or gravel) very loose loose dense (silt or clay) very soft soft hard very hard	non-plastic slightly plastic plastic very plastic	dry moist wet	none organic hydrocarbon	0.5 0.4	0.5 50		SB-11 (0-5) C802
3.5-5.5		Sandy Clayey Silty Gravelly	SAND CLAY SILT GRAVEL	10YR 5/3 brown	very fine fine medium coarse	poor well	angular subangular subrounded rounded	(sand or gravel) very loose loose dense very dense (silt or clay) very soft soft hard very hard	non-plastic slightly plastic plastic very plastic	dry moist wet	none organic hydrocarbon				
5.5-8.5		Sandy Clayey Silty Gravelly	SAND CLAY SILT GRAVEL	10YR 5/3 brown	very fine fine medium coarse	poor well	angular subangular subrounded rounded	(sand or gravel) very loose loose dense very dense (silt or clay) very soft soft hard very hard	non-plastic slightly plastic plastic very plastic	dry moist wet	none organic hydrocarbon	5.10 0.1	5.10 50		
8.5-10		Sandy Clayey Silty Gravelly	SAND CLAY SILT GRAVEL	10YR 8/4 v. pale brown	very fine fine medium coarse	poor well	angular subangular subrounded rounded	(sand or gravel) very loose loose dense very dense (silt or clay) very soft soft hard very hard	non-plastic slightly plastic plastic very plastic	dry moist wet	none organic hydrocarbon				

Site Location: _____ Drilling Co: _____

Soil Boring Log
(Field)

Depth to Water (ft): _____

Boring No.: SB-12

Drilling Method: _____ Driller: _____

Total Depth (ft): _____ Date: _____ Drilling Start: _____

Drilling Equipment: _____ Northing: _____ Easting: _____

Borehole Diameter: _____ Date: _____ Drilling Finish: _____

Sample Method: _____ Logger: _____

Split Spoon Length: _____ Coord. System

Depth in Feet (BLS)	USCS	Descriptor	Soil Type	Color	Partical Size	Grading	Angularity/ shape	Density	Plasticity	Moisture	Odor	PID/ FID	% Rec.	Sample No./Int.	Comments
9.2- 10.2		Sandy	SAND	w/3 pale brown	very fine	poor	angular	(sand or gravel)	non-plastic	dry	none				
		Clayey	CLAY		fine	well	subangular	very loose	slightly plastic	moist	organic				
		Silty	SILT		medium		subrounded	loose	plastic	wet	hydrocarbon				
		Gravelly	GRAVEL		coarse		rounded	very dense	very plastic						
10.2 15		Sandy	SAND	7/4 v. pale brown w/ 5/8 yellow lenses	very fine	poor	angular	(sand or gravel)	non-plastic	dry	none				
		Clayey	CLAY		fine	well	subangular	very loose	slightly plastic	moist	organic				
		Silty	SILT		medium		subrounded	loose	plastic	wet	hydrocarbon				
		Gravelly	GRAVEL		coarse		rounded	dense	very plastic						
		Sandy	SAND		very fine	poor	angular	(sand or gravel)	non-plastic	dry	none				
		Clayey	CLAY		fine	well	subangular	very loose	slightly plastic	moist	organic				
		Silty	SILT		medium		subrounded	loose	plastic	wet	hydrocarbon				
		Gravelly	GRAVEL		coarse		rounded	very dense	very plastic						
		Sandy	SAND		very fine	poor	angular	(sand or gravel)	non-plastic	dry	none				
		Clayey	CLAY		fine	well	subangular	very loose	slightly plastic	moist	organic				
		Silty	SILT		medium		subrounded	loose	plastic	wet	hydrocarbon				
		Gravelly	GRAVEL		coarse		rounded	very dense	very plastic						

Site Location: CoA Railway Drilling Co: Vista

Soil Boring Log
(Field)

Depth to Water (ft): _____

Boring No.: SB-13

Drilling Method: Direct Push Driller: Zajdel

Total Depth (ft): 15

Date: 10/26/16 Drilling Start: 0923

Drilling Equipment: Geoprobe Northing: _____ Easting: _____

Borehole Diameter: _____

Date: _____ Drilling Finish: 0927

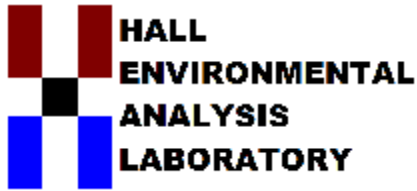
Sample Method: _____ Logger: Y

Split Spoon Length: 5

Coord. System _____

Depth in Feet (BLS)	USCS	Descriptor	Soil Type	Color	Partical Size	Grading	Angularity/ shape	Density	Plasticity	Moisture	Odor	PID/ FID	% Rec.	Sample No./Int.	Comments
0-2		Sandy Clayey Silty Gravelly	SAND CLAY SILT GRAVEL	ROYL 4/1 d gray	very fine fine medium coarse	poor well	angular subangular subrounded rounded	(sand or gravel) very loose loose dense very dense (silt or clay) very soft soft hard very hard	non-plastic slightly plastic plastic very plastic	dry moist wet	none organic hydrocarbon		0-5 85 1-3		
2-9		Sandy Clayey Silty Gravelly	SAND CLAY SILT GRAVEL	4/3 brown	very fine fine medium coarse	poor well	angular subangular subrounded rounded	(sand or gravel) very loose loose dense very dense (silt or clay) very soft soft hard very hard	non-plastic slightly plastic plastic very plastic	dry moist wet	none organic hydrocarbon		5-10 80		little fines throughout
9-13		Sandy Clayey Silty Gravelly	SAND CLAY SILT GRAVEL	5/3 brown	very fine fine medium coarse	poor well	angular subangular subrounded rounded	(sand or gravel) very loose loose dense very dense (silt or clay) very soft soft hard very hard	non-plastic slightly plastic plastic very plastic	dry moist wet	none organic hydrocarbon		5-10 6-4 10-15 90		
13-15		Sandy Clayey Silty Gravelly	SAND CLAY SILT GRAVEL	7/3 pale brown 13-13.5 all gray 13.5-15	very fine fine medium coarse	poor well	angular subangular subrounded rounded	(sand or gravel) very loose loose dense very dense (silt or clay) very soft soft hard very hard	non-plastic slightly plastic plastic very plastic	dry moist wet	none organic hydrocarbon		5-15 3.5	SB 13 (10-15) @930	

Appendix B
Laboratory Analytical Report for Soil



Hall Environmental Analysis Laboratory
4901 Hawkins NE
Albuquerque, NM 87109
TEL: 505-345-3975 FAX: 505-345-4107
Website: www.hallenvironmental.com

November 22, 2016

Joseph Tracy

Intera, Inc.

6000 Uptown Boulevard, NE Suite 220

Albuquerque, NM 87110

TEL: (505) 246-1600

FAX (505) 246-2600

RE: COA Railyards

OrderNo.: 1610E23

Dear Joseph Tracy:

Hall Environmental Analysis Laboratory received 33 sample(s) on 10/28/2016 for the analyses presented in the following report.

This report is a revised report and it replaces the original report issued November 15, 2016.

These were analyzed according to EPA procedures or equivalent. To access our accredited tests please go to www.hallenvironmental.com or the state specific web sites. See the sample checklist and/or the Chain of Custody for information regarding the sample receipt temperature and preservation. Data qualifiers or a narrative will be provided if the sample analysis or analytical quality control parameters require a flag. All samples are reported as received unless otherwise indicated.

Please don't hesitate to contact HEAL for any additional information or clarifications.

Sincerely,

A handwritten signature in black ink, appearing to read "Andy Freeman", is written over a white background.

Andy Freeman

Laboratory Manager

4901 Hawkins NE

Albuquerque, NM 87109

Hall Environmental Analysis Laboratory, Inc.

CLIENT: Intera, Inc.

Client Sample ID: SB-1 (9-10)

Project: COA Railyards

Collection Date: 10/24/2016 3:10:00 PM

Lab ID: 1610E23-001

Matrix: MEOH (SOIL) Received Date: 10/28/2016 10:11:00 AM

Analyses	Result	MDL	PQL	Qual	Units	DF	Date Analyzed	Batch ID
EPA METHOD 8015M/D: DIESEL RANGE ORGANICS							Analyst: TOM	
Diesel Range Organics (DRO)	8.6	1.8	9.7	J	mg/Kg	1	11/1/2016 2:57:59 PM	28372
Motor Oil Range Organics (MRO)	ND	49	49		mg/Kg	1	11/1/2016 2:57:59 PM	28372
Surr: DNOP	98.4	0	70-130		%Rec	1	11/1/2016 2:57:59 PM	28372
EPA METHOD 8310: PAHS							Analyst: SCC	
Naphthalene	ND	0.035	0.25		mg/Kg	1	11/6/2016 5:04:33 PM	28374
1-Methylnaphthalene	ND	0.037	0.25		mg/Kg	1	11/6/2016 5:04:33 PM	28374
2-Methylnaphthalene	ND	0.035	0.25		mg/Kg	1	11/6/2016 5:04:33 PM	28374
Acenaphthylene	ND	0.034	0.25		mg/Kg	1	11/6/2016 5:04:33 PM	28374
Acenaphthene	ND	0.031	0.25		mg/Kg	1	11/6/2016 5:04:33 PM	28374
Fluorene	ND	0.0033	0.030		mg/Kg	1	11/6/2016 5:04:33 PM	28374
Phenanthrene	ND	0.0016	0.015		mg/Kg	1	11/6/2016 5:04:33 PM	28374
Anthracene	ND	0.0024	0.015		mg/Kg	1	11/6/2016 5:04:33 PM	28374
Fluoranthene	ND	0.0033	0.020		mg/Kg	1	11/6/2016 5:04:33 PM	28374
Pyrene	ND	0.0034	0.025		mg/Kg	1	11/6/2016 5:04:33 PM	28374
Benz(a)anthracene	ND	0.00050	0.010		mg/Kg	1	11/6/2016 5:04:33 PM	28374
Chrysene	ND	0.0014	0.010		mg/Kg	1	11/6/2016 5:04:33 PM	28374
Benzo(b)fluoranthene	ND	0.00071	0.010		mg/Kg	1	11/6/2016 5:04:33 PM	28374
Benzo(k)fluoranthene	ND	0.00040	0.010		mg/Kg	1	11/6/2016 5:04:33 PM	28374
Benzo(a)pyrene	ND	0.00040	0.010		mg/Kg	1	11/6/2016 5:04:33 PM	28374
Dibenz(a,h)anthracene	ND	0.00050	0.010		mg/Kg	1	11/6/2016 5:04:33 PM	28374
Benzo(g,h,i)perylene	ND	0.00060	0.010		mg/Kg	1	11/6/2016 5:04:33 PM	28374
Indeno(1,2,3-cd)pyrene	ND	0.00080	0.010		mg/Kg	1	11/6/2016 5:04:33 PM	28374
Surr: Benzo(e)pyrene	42.3	0	27.4-110		%Rec	1	11/6/2016 5:04:33 PM	28374
EPA METHOD 6010B: SOIL METALS							Analyst: MED	
Antimony	ND	0.98	2.4		mg/Kg	1	10/31/2016 11:04:42 AM	28363
Arsenic	3.4	0.87	2.4		mg/Kg	1	10/31/2016 11:04:42 AM	28363
Chromium	5.7	0.092	0.29		mg/Kg	1	10/31/2016 11:04:42 AM	28363
Iron	8800	37	120		mg/Kg	50	10/31/2016 1:30:42 PM	28363
Lead	4.7	0.17	0.24		mg/Kg	1	10/31/2016 11:04:42 AM	28363
Manganese	49	0.052	0.098		mg/Kg	1	10/31/2016 11:04:42 AM	28363
Thallium	ND	0.75	2.4		mg/Kg	1	10/31/2016 11:04:42 AM	28363
EPA METHOD 8260B: VOLATILES							Analyst: DJF	
Benzene	ND	0.015	0.019		mg/Kg	1	10/31/2016 11:47:34 AM	S38351
Toluene	ND	0.0023	0.039		mg/Kg	1	10/31/2016 11:47:34 AM	S38351
Ethylbenzene	ND	0.0032	0.039		mg/Kg	1	10/31/2016 11:47:34 AM	S38351
Methyl tert-butyl ether (MTBE)	ND	0.012	0.039		mg/Kg	1	10/31/2016 11:47:34 AM	S38351
1,2,4-Trimethylbenzene	ND	0.0028	0.039		mg/Kg	1	10/31/2016 11:47:34 AM	S38351
1,3,5-Trimethylbenzene	ND	0.0028	0.039		mg/Kg	1	10/31/2016 11:47:34 AM	S38351

Refer to the QC Summary report and sample login checklist for flagged QC data and preservation information.

Qualifiers:	* Value exceeds Maximum Contaminant Level.	B Analyte detected in the associated Method Blank
	D Sample Diluted Due to Matrix	E Value above quantitation range
	H Holding times for preparation or analysis exceeded	J Analyte detected below quantitation limits
	ND Not Detected at the Reporting Limit	P Sample pH Not In Range
	R RPD outside accepted recovery limits	RL Reporting Detection Limit
	S % Recovery outside of range due to dilution or matrix	W Sample container temperature is out of limit as specified

Hall Environmental Analysis Laboratory, Inc.

CLIENT: Intera, Inc.

Client Sample ID: SB-1 (9-10)

Project: COA Railyards

Collection Date: 10/24/2016 3:10:00 PM

Lab ID: 1610E23-001

Matrix: MEOH (SOIL) Received Date: 10/28/2016 10:11:00 AM

Analyses	Result	MDL	PQL	Qual	Units	DF	Date Analyzed	Batch ID
EPA METHOD 8260B: VOLATILES							Analyst: DJF	
1,2-Dichloroethane (EDC)	ND	0.010	0.039		mg/Kg	1	10/31/2016 11:47:34 AM	S38351
1,2-Dibromoethane (EDB)	ND	0.0027	0.039		mg/Kg	1	10/31/2016 11:47:34 AM	S38351
Naphthalene	ND	0.0060	0.077		mg/Kg	1	10/31/2016 11:47:34 AM	S38351
1-Methylnaphthalene	ND	0.0086	0.15		mg/Kg	1	10/31/2016 11:47:34 AM	S38351
2-Methylnaphthalene	ND	0.0083	0.15		mg/Kg	1	10/31/2016 11:47:34 AM	S38351
Acetone	ND	0.050	0.58		mg/Kg	1	10/31/2016 11:47:34 AM	S38351
Bromobenzene	ND	0.0031	0.039		mg/Kg	1	10/31/2016 11:47:34 AM	S38351
Bromodichloromethane	ND	0.0022	0.039		mg/Kg	1	10/31/2016 11:47:34 AM	S38351
Bromoform	ND	0.0047	0.039		mg/Kg	1	10/31/2016 11:47:34 AM	S38351
Bromomethane	0.040	0.014	0.12	J	mg/Kg	1	10/31/2016 11:47:34 AM	S38351
2-Butanone	0.035	0.022	0.39	J	mg/Kg	1	10/31/2016 11:47:34 AM	S38351
Carbon disulfide	ND	0.013	0.39		mg/Kg	1	10/31/2016 11:47:34 AM	S38351
Carbon tetrachloride	ND	0.0025	0.039		mg/Kg	1	10/31/2016 11:47:34 AM	S38351
Chlorobenzene	ND	0.0031	0.039		mg/Kg	1	10/31/2016 11:47:34 AM	S38351
Chloroethane	ND	0.0077	0.077		mg/Kg	1	10/31/2016 11:47:34 AM	S38351
Chloroform	ND	0.0029	0.039		mg/Kg	1	10/31/2016 11:47:34 AM	S38351
Chloromethane	0.014	0.0034	0.12	J	mg/Kg	1	10/31/2016 11:47:34 AM	S38351
2-Chlorotoluene	ND	0.0028	0.039		mg/Kg	1	10/31/2016 11:47:34 AM	S38351
4-Chlorotoluene	ND	0.0034	0.039		mg/Kg	1	10/31/2016 11:47:34 AM	S38351
cis-1,2-DCE	ND	0.0022	0.039		mg/Kg	1	10/31/2016 11:47:34 AM	S38351
cis-1,3-Dichloropropene	ND	0.0036	0.039		mg/Kg	1	10/31/2016 11:47:34 AM	S38351
1,2-Dibromo-3-chloropropane	ND	0.012	0.077		mg/Kg	1	10/31/2016 11:47:34 AM	S38351
Dibromochloromethane	ND	0.0035	0.039		mg/Kg	1	10/31/2016 11:47:34 AM	S38351
Dibromomethane	ND	0.0033	0.039		mg/Kg	1	10/31/2016 11:47:34 AM	S38351
1,2-Dichlorobenzene	ND	0.0034	0.039		mg/Kg	1	10/31/2016 11:47:34 AM	S38351
1,3-Dichlorobenzene	ND	0.0032	0.039		mg/Kg	1	10/31/2016 11:47:34 AM	S38351
1,4-Dichlorobenzene	ND	0.0048	0.039		mg/Kg	1	10/31/2016 11:47:34 AM	S38351
Dichlorodifluoromethane	ND	0.012	0.039		mg/Kg	1	10/31/2016 11:47:34 AM	S38351
1,1-Dichloroethane	ND	0.0021	0.039		mg/Kg	1	10/31/2016 11:47:34 AM	S38351
1,1-Dichloroethene	ND	0.013	0.039		mg/Kg	1	10/31/2016 11:47:34 AM	S38351
1,2-Dichloropropane	ND	0.0032	0.039		mg/Kg	1	10/31/2016 11:47:34 AM	S38351
1,3-Dichloropropane	ND	0.0044	0.039		mg/Kg	1	10/31/2016 11:47:34 AM	S38351
2,2-Dichloropropane	ND	0.0022	0.077		mg/Kg	1	10/31/2016 11:47:34 AM	S38351
1,1-Dichloropropene	ND	0.0031	0.077		mg/Kg	1	10/31/2016 11:47:34 AM	S38351
Hexachlorobutadiene	ND	0.0047	0.077		mg/Kg	1	10/31/2016 11:47:34 AM	S38351
2-Hexanone	ND	0.021	0.39		mg/Kg	1	10/31/2016 11:47:34 AM	S38351
Isopropylbenzene	ND	0.0033	0.039		mg/Kg	1	10/31/2016 11:47:34 AM	S38351
4-Isopropyltoluene	ND	0.0035	0.039		mg/Kg	1	10/31/2016 11:47:34 AM	S38351
4-Methyl-2-pentanone	ND	0.011	0.39		mg/Kg	1	10/31/2016 11:47:34 AM	S38351

Refer to the QC Summary report and sample login checklist for flagged QC data and preservation information.

Qualifiers:	*	Value exceeds Maximum Contaminant Level.	B	Analyte detected in the associated Method Blank
	D	Sample Diluted Due to Matrix	E	Value above quantitation range
	H	Holding times for preparation or analysis exceeded	J	Analyte detected below quantitation limits
	ND	Not Detected at the Reporting Limit	P	Sample pH Not In Range
	R	RPD outside accepted recovery limits	RL	Reporting Detection Limit
	S	% Recovery outside of range due to dilution or matrix	W	Sample container temperature is out of limit as specified

Hall Environmental Analysis Laboratory, Inc.

CLIENT: Intera, Inc.

Client Sample ID: SB-1 (9-10)

Project: COA Railyards

Collection Date: 10/24/2016 3:10:00 PM

Lab ID: 1610E23-001

Matrix: MEOH (SOIL) Received Date: 10/28/2016 10:11:00 AM

Analyses	Result	MDL	PQL	Qual	Units	DF	Date Analyzed	Batch ID	
EPA METHOD 8260B: VOLATILES							Analyst: DJF		
Methylene chloride	0.014	0.011	0.12	J	mg/Kg	1	10/31/2016 11:47:34 AM	S38351	
n-Butylbenzene	ND	0.0034	0.12		mg/Kg	1	10/31/2016 11:47:34 AM	S38351	
n-Propylbenzene	ND	0.0030	0.039		mg/Kg	1	10/31/2016 11:47:34 AM	S38351	
sec-Butylbenzene	ND	0.0053	0.039		mg/Kg	1	10/31/2016 11:47:34 AM	S38351	
Styrene	ND	0.0034	0.039		mg/Kg	1	10/31/2016 11:47:34 AM	S38351	
tert-Butylbenzene	ND	0.0032	0.039		mg/Kg	1	10/31/2016 11:47:34 AM	S38351	
1,1,1,2-Tetrachloroethane	ND	0.0037	0.039		mg/Kg	1	10/31/2016 11:47:34 AM	S38351	
1,1,2,2-Tetrachloroethane	ND	0.0062	0.039		mg/Kg	1	10/31/2016 11:47:34 AM	S38351	
Tetrachloroethene (PCE)	ND	0.0032	0.039		mg/Kg	1	10/31/2016 11:47:34 AM	S38351	
trans-1,2-DCE	ND	0.011	0.039		mg/Kg	1	10/31/2016 11:47:34 AM	S38351	
trans-1,3-Dichloropropene	ND	0.0056	0.039		mg/Kg	1	10/31/2016 11:47:34 AM	S38351	
1,2,3-Trichlorobenzene	ND	0.0058	0.077		mg/Kg	1	10/31/2016 11:47:34 AM	S38351	
1,2,4-Trichlorobenzene	ND	0.0041	0.039		mg/Kg	1	10/31/2016 11:47:34 AM	S38351	
1,1,1-Trichloroethane	ND	0.0024	0.039		mg/Kg	1	10/31/2016 11:47:34 AM	S38351	
1,1,2-Trichloroethane	ND	0.0045	0.039		mg/Kg	1	10/31/2016 11:47:34 AM	S38351	
Trichloroethene (TCE)	ND	0.0041	0.039		mg/Kg	1	10/31/2016 11:47:34 AM	S38351	
Trichlorofluoromethane	ND	0.0029	0.039		mg/Kg	1	10/31/2016 11:47:34 AM	S38351	
1,2,3-Trichloropropane	ND	0.0067	0.077		mg/Kg	1	10/31/2016 11:47:34 AM	S38351	
Vinyl chloride	ND	0.0032	0.039		mg/Kg	1	10/31/2016 11:47:34 AM	S38351	
Xylenes, Total	ND	0.0073	0.077		mg/Kg	1	10/31/2016 11:47:34 AM	S38351	
Surr: Dibromofluoromethane	102		70-130		%Rec	1	10/31/2016 11:47:34 AM	S38351	
Surr: 1,2-Dichloroethane-d4	99.2		70-130		%Rec	1	10/31/2016 11:47:34 AM	S38351	
Surr: Toluene-d8	93.1		70-130		%Rec	1	10/31/2016 11:47:34 AM	S38351	
Surr: 4-Bromofluorobenzene	94.4		70-130		%Rec	1	10/31/2016 11:47:34 AM	S38351	
EPA METHOD 8015D MOD: GASOLINE RANGE							Analyst: DJF		
Gasoline Range Organics (GRO)	ND	0.58	3.9		mg/Kg	1	10/31/2016 11:47:34 AM	GS3835	
Surr: BFB	99.3	0	70-130		%Rec	1	10/31/2016 11:47:34 AM	GS3835	

Refer to the QC Summary report and sample login checklist for flagged QC data and preservation information.

Qualifiers:	* Value exceeds Maximum Contaminant Level.	B Analyte detected in the associated Method Blank
	D Sample Diluted Due to Matrix	E Value above quantitation range
	H Holding times for preparation or analysis exceeded	J Analyte detected below quantitation limits
	ND Not Detected at the Reporting Limit	P Sample pH Not In Range
	R RPD outside accepted recovery limits	RL Reporting Detection Limit
	S % Recovery outside of range due to dilution or matrix	W Sample container temperature is out of limit as specified

Hall Environmental Analysis Laboratory, Inc.

CLIENT: Intera, Inc.

Client Sample ID: SB-2 (8.5-10)

Project: COA Railyards

Collection Date: 10/24/2016 3:35:00 PM

Lab ID: 1610E23-002

Matrix: MEOH (SOIL) Received Date: 10/28/2016 10:11:00 AM

Analyses	Result	MDL	PQL	Qual	Units	DF	Date Analyzed	Batch ID
EPA METHOD 8015M/D: DIESEL RANGE ORGANICS								Analyst: TOM
Diesel Range Organics (DRO)	ND	1.8	9.5		mg/Kg	1	11/1/2016 3:19:44 PM	28372
Motor Oil Range Organics (MRO)	ND	48	48		mg/Kg	1	11/1/2016 3:19:44 PM	28372
Surr: DNOP	90.0	0	70-130		%Rec	1	11/1/2016 3:19:44 PM	28372
EPA METHOD 8310: PAHS								Analyst: SCC
Naphthalene	ND	0.034	0.25		mg/Kg	1	11/6/2016 5:33:46 PM	28374
1-Methylnaphthalene	ND	0.037	0.25		mg/Kg	1	11/6/2016 5:33:46 PM	28374
2-Methylnaphthalene	ND	0.035	0.25		mg/Kg	1	11/6/2016 5:33:46 PM	28374
Acenaphthylene	ND	0.033	0.25		mg/Kg	1	11/6/2016 5:33:46 PM	28374
Acenaphthene	ND	0.030	0.25		mg/Kg	1	11/6/2016 5:33:46 PM	28374
Fluorene	ND	0.0033	0.030		mg/Kg	1	11/6/2016 5:33:46 PM	28374
Phenanthrene	0.0032	0.0016	0.015	J	mg/Kg	1	11/6/2016 5:33:46 PM	28374
Anthracene	ND	0.0024	0.015		mg/Kg	1	11/6/2016 5:33:46 PM	28374
Fluoranthene	ND	0.0033	0.020		mg/Kg	1	11/6/2016 5:33:46 PM	28374
Pyrene	ND	0.0034	0.025		mg/Kg	1	11/6/2016 5:33:46 PM	28374
Benz(a)anthracene	ND	0.00049	0.0099		mg/Kg	1	11/6/2016 5:33:46 PM	28374
Chrysene	0.0017	0.0014	0.0099	J	mg/Kg	1	11/6/2016 5:33:46 PM	28374
Benzo(b)fluoranthene	ND	0.00070	0.0099		mg/Kg	1	11/6/2016 5:33:46 PM	28374
Benzo(k)fluoranthene	0.00049	0.00039	0.0099	J	mg/Kg	1	11/6/2016 5:33:46 PM	28374
Benzo(a)pyrene	0.00049	0.00039	0.0099	J	mg/Kg	1	11/6/2016 5:33:46 PM	28374
Dibenz(a,h)anthracene	ND	0.00049	0.0099		mg/Kg	1	11/6/2016 5:33:46 PM	28374
Benzo(g,h,i)perylene	0.00074	0.00059	0.0099	J	mg/Kg	1	11/6/2016 5:33:46 PM	28374
Indeno(1,2,3-cd)pyrene	0.0012	0.00079	0.0099	J	mg/Kg	1	11/6/2016 5:33:46 PM	28374
Surr: Benzo(e)pyrene	80.4	0	27.4-110		%Rec	1	11/6/2016 5:33:46 PM	28374
EPA METHOD 6010B: SOIL METALS								Analyst: MED
Antimony	ND	0.98	2.4		mg/Kg	1	10/31/2016 11:08:16 AM	28363
Arsenic	1.2	0.86	2.4	J	mg/Kg	1	10/31/2016 11:08:16 AM	28363
Chromium	2.5	0.092	0.29		mg/Kg	1	10/31/2016 11:08:16 AM	28363
Iron	4500	37	120		mg/Kg	50	10/31/2016 1:32:13 PM	28363
Lead	2.1	0.17	0.24		mg/Kg	1	10/31/2016 11:08:16 AM	28363
Manganese	33	0.052	0.097		mg/Kg	1	10/31/2016 11:08:16 AM	28363
Thallium	ND	0.75	2.4		mg/Kg	1	10/31/2016 11:08:16 AM	28363
EPA METHOD 8260B: VOLATILES								Analyst: DJF
Benzene	ND	0.015	0.019		mg/Kg	1	10/31/2016 1:14:05 PM	S38351
Toluene	ND	0.0023	0.038		mg/Kg	1	10/31/2016 1:14:05 PM	S38351
Ethylbenzene	ND	0.0031	0.038		mg/Kg	1	10/31/2016 1:14:05 PM	S38351
Methyl tert-butyl ether (MTBE)	ND	0.012	0.038		mg/Kg	1	10/31/2016 1:14:05 PM	S38351
1,2,4-Trimethylbenzene	ND	0.0028	0.038		mg/Kg	1	10/31/2016 1:14:05 PM	S38351
1,3,5-Trimethylbenzene	ND	0.0028	0.038		mg/Kg	1	10/31/2016 1:14:05 PM	S38351

Refer to the QC Summary report and sample login checklist for flagged QC data and preservation information.

Qualifiers:	* Value exceeds Maximum Contaminant Level.	B Analyte detected in the associated Method Blank
	D Sample Diluted Due to Matrix	E Value above quantitation range
	H Holding times for preparation or analysis exceeded	J Analyte detected below quantitation limits
	ND Not Detected at the Reporting Limit	P Sample pH Not In Range
	R RPD outside accepted recovery limits	RL Reporting Detection Limit
	S % Recovery outside of range due to dilution or matrix	W Sample container temperature is out of limit as specified

Hall Environmental Analysis Laboratory, Inc.

CLIENT: Intera, Inc.

Client Sample ID: SB-2 (8.5-10)

Project: COA Railyards

Collection Date: 10/24/2016 3:35:00 PM

Lab ID: 1610E23-002

Matrix: MEOH (SOIL) Received Date: 10/28/2016 10:11:00 AM

Analyses	Result	MDL	PQL	Qual	Units	DF	Date Analyzed	Batch ID
EPA METHOD 8260B: VOLATILES							Analyst: DJF	
1,2-Dichloroethane (EDC)	ND	0.010	0.038		mg/Kg	1	10/31/2016 1:14:05 PM	S38351
1,2-Dibromoethane (EDB)	ND	0.0027	0.038		mg/Kg	1	10/31/2016 1:14:05 PM	S38351
Naphthalene	ND	0.0060	0.077		mg/Kg	1	10/31/2016 1:14:05 PM	S38351
1-Methylnaphthalene	ND	0.0085	0.15		mg/Kg	1	10/31/2016 1:14:05 PM	S38351
2-Methylnaphthalene	ND	0.0082	0.15		mg/Kg	1	10/31/2016 1:14:05 PM	S38351
Acetone	ND	0.050	0.58		mg/Kg	1	10/31/2016 1:14:05 PM	S38351
Bromobenzene	ND	0.0031	0.038		mg/Kg	1	10/31/2016 1:14:05 PM	S38351
Bromodichloromethane	ND	0.0022	0.038		mg/Kg	1	10/31/2016 1:14:05 PM	S38351
Bromoform	ND	0.0047	0.038		mg/Kg	1	10/31/2016 1:14:05 PM	S38351
Bromomethane	0.052	0.014	0.12	J	mg/Kg	1	10/31/2016 1:14:05 PM	S38351
2-Butanone	ND	0.022	0.38		mg/Kg	1	10/31/2016 1:14:05 PM	S38351
Carbon disulfide	ND	0.013	0.38		mg/Kg	1	10/31/2016 1:14:05 PM	S38351
Carbon tetrachloride	ND	0.0025	0.038		mg/Kg	1	10/31/2016 1:14:05 PM	S38351
Chlorobenzene	ND	0.0031	0.038		mg/Kg	1	10/31/2016 1:14:05 PM	S38351
Chloroethane	ND	0.0077	0.077		mg/Kg	1	10/31/2016 1:14:05 PM	S38351
Chloroform	ND	0.0029	0.038		mg/Kg	1	10/31/2016 1:14:05 PM	S38351
Chloromethane	0.014	0.0034	0.12	J	mg/Kg	1	10/31/2016 1:14:05 PM	S38351
2-Chlorotoluene	ND	0.0028	0.038		mg/Kg	1	10/31/2016 1:14:05 PM	S38351
4-Chlorotoluene	ND	0.0034	0.038		mg/Kg	1	10/31/2016 1:14:05 PM	S38351
cis-1,2-DCE	ND	0.0022	0.038		mg/Kg	1	10/31/2016 1:14:05 PM	S38351
cis-1,3-Dichloropropene	ND	0.0035	0.038		mg/Kg	1	10/31/2016 1:14:05 PM	S38351
1,2-Dibromo-3-chloropropane	ND	0.012	0.077		mg/Kg	1	10/31/2016 1:14:05 PM	S38351
Dibromochloromethane	ND	0.0035	0.038		mg/Kg	1	10/31/2016 1:14:05 PM	S38351
Dibromomethane	ND	0.0033	0.038		mg/Kg	1	10/31/2016 1:14:05 PM	S38351
1,2-Dichlorobenzene	ND	0.0033	0.038		mg/Kg	1	10/31/2016 1:14:05 PM	S38351
1,3-Dichlorobenzene	ND	0.0031	0.038		mg/Kg	1	10/31/2016 1:14:05 PM	S38351
1,4-Dichlorobenzene	ND	0.0048	0.038		mg/Kg	1	10/31/2016 1:14:05 PM	S38351
Dichlorodifluoromethane	ND	0.012	0.038		mg/Kg	1	10/31/2016 1:14:05 PM	S38351
1,1-Dichloroethane	ND	0.0021	0.038		mg/Kg	1	10/31/2016 1:14:05 PM	S38351
1,1-Dichloroethene	ND	0.013	0.038		mg/Kg	1	10/31/2016 1:14:05 PM	S38351
1,2-Dichloropropane	ND	0.0032	0.038		mg/Kg	1	10/31/2016 1:14:05 PM	S38351
1,3-Dichloropropane	ND	0.0043	0.038		mg/Kg	1	10/31/2016 1:14:05 PM	S38351
2,2-Dichloropropane	ND	0.0022	0.077		mg/Kg	1	10/31/2016 1:14:05 PM	S38351
1,1-Dichloropropene	ND	0.0030	0.077		mg/Kg	1	10/31/2016 1:14:05 PM	S38351
Hexachlorobutadiene	ND	0.0047	0.077		mg/Kg	1	10/31/2016 1:14:05 PM	S38351
2-Hexanone	ND	0.021	0.38		mg/Kg	1	10/31/2016 1:14:05 PM	S38351
Isopropylbenzene	ND	0.0033	0.038		mg/Kg	1	10/31/2016 1:14:05 PM	S38351
4-Isopropyltoluene	ND	0.0034	0.038		mg/Kg	1	10/31/2016 1:14:05 PM	S38351
4-Methyl-2-pentanone	ND	0.011	0.38		mg/Kg	1	10/31/2016 1:14:05 PM	S38351

Refer to the QC Summary report and sample login checklist for flagged QC data and preservation information.

Qualifiers:	* Value exceeds Maximum Contaminant Level.	B Analyte detected in the associated Method Blank
	D Sample Diluted Due to Matrix	E Value above quantitation range
	H Holding times for preparation or analysis exceeded	J Analyte detected below quantitation limits
	ND Not Detected at the Reporting Limit	P Sample pH Not In Range
	R RPD outside accepted recovery limits	RL Reporting Detection Limit
	S % Recovery outside of range due to dilution or matrix	W Sample container temperature is out of limit as specified

Hall Environmental Analysis Laboratory, Inc.

CLIENT: Intera, Inc.

Client Sample ID: SB-2 (8.5-10)

Project: COA Railyards

Collection Date: 10/24/2016 3:35:00 PM

Lab ID: 1610E23-002

Matrix: MEOH (SOIL) Received Date: 10/28/2016 10:11:00 AM

Analyses	Result	MDL	PQL	Qual	Units	DF	Date Analyzed	Batch ID
EPA METHOD 8260B: VOLATILES							Analyst: DJF	
Methylene chloride	0.014	0.011	0.12	J	mg/Kg	1	10/31/2016 1:14:05 PM	S38351
n-Butylbenzene	ND	0.0034	0.12		mg/Kg	1	10/31/2016 1:14:05 PM	S38351
n-Propylbenzene	ND	0.0030	0.038		mg/Kg	1	10/31/2016 1:14:05 PM	S38351
sec-Butylbenzene	ND	0.0053	0.038		mg/Kg	1	10/31/2016 1:14:05 PM	S38351
Styrene	ND	0.0034	0.038		mg/Kg	1	10/31/2016 1:14:05 PM	S38351
tert-Butylbenzene	ND	0.0032	0.038		mg/Kg	1	10/31/2016 1:14:05 PM	S38351
1,1,1,2-Tetrachloroethane	ND	0.0037	0.038		mg/Kg	1	10/31/2016 1:14:05 PM	S38351
1,1,2,2-Tetrachloroethane	ND	0.0062	0.038		mg/Kg	1	10/31/2016 1:14:05 PM	S38351
Tetrachloroethene (PCE)	ND	0.0032	0.038		mg/Kg	1	10/31/2016 1:14:05 PM	S38351
trans-1,2-DCE	ND	0.011	0.038		mg/Kg	1	10/31/2016 1:14:05 PM	S38351
trans-1,3-Dichloropropene	ND	0.0056	0.038		mg/Kg	1	10/31/2016 1:14:05 PM	S38351
1,2,3-Trichlorobenzene	ND	0.0057	0.077		mg/Kg	1	10/31/2016 1:14:05 PM	S38351
1,2,4-Trichlorobenzene	ND	0.0041	0.038		mg/Kg	1	10/31/2016 1:14:05 PM	S38351
1,1,1-Trichloroethane	ND	0.0023	0.038		mg/Kg	1	10/31/2016 1:14:05 PM	S38351
1,1,2-Trichloroethane	ND	0.0045	0.038		mg/Kg	1	10/31/2016 1:14:05 PM	S38351
Trichloroethene (TCE)	ND	0.0041	0.038		mg/Kg	1	10/31/2016 1:14:05 PM	S38351
Trichlorofluoromethane	ND	0.0029	0.038		mg/Kg	1	10/31/2016 1:14:05 PM	S38351
1,2,3-Trichloropropane	ND	0.0066	0.077		mg/Kg	1	10/31/2016 1:14:05 PM	S38351
Vinyl chloride	ND	0.0031	0.038		mg/Kg	1	10/31/2016 1:14:05 PM	S38351
Xylenes, Total	ND	0.0073	0.077		mg/Kg	1	10/31/2016 1:14:05 PM	S38351
Surr: Dibromofluoromethane	103		70-130		%Rec	1	10/31/2016 1:14:05 PM	S38351
Surr: 1,2-Dichloroethane-d4	101		70-130		%Rec	1	10/31/2016 1:14:05 PM	S38351
Surr: Toluene-d8	94.8		70-130		%Rec	1	10/31/2016 1:14:05 PM	S38351
Surr: 4-Bromofluorobenzene	94.7		70-130		%Rec	1	10/31/2016 1:14:05 PM	S38351
EPA METHOD 8015D MOD: GASOLINE RANGE							Analyst: DJF	
Gasoline Range Organics (GRO)	ND	0.58	3.8		mg/Kg	1	10/31/2016 1:14:05 PM	GS3835
Surr: BFB	99.5	0	70-130		%Rec	1	10/31/2016 1:14:05 PM	GS3835

Refer to the QC Summary report and sample login checklist for flagged QC data and preservation information.

Qualifiers:	* Value exceeds Maximum Contaminant Level.	B Analyte detected in the associated Method Blank
	D Sample Diluted Due to Matrix	E Value above quantitation range
	H Holding times for preparation or analysis exceeded	J Analyte detected below quantitation limits
	ND Not Detected at the Reporting Limit	P Sample pH Not In Range
	R RPD outside accepted recovery limits	RL Reporting Detection Limit
	S % Recovery outside of range due to dilution or matrix	W Sample container temperature is out of limit as specified

Hall Environmental Analysis Laboratory, Inc.

CLIENT: Intera, Inc.

Client Sample ID: SB-3 (8.5-10)

Project: COA Railyards

Collection Date: 10/24/2016 4:00:00 PM

Lab ID: 1610E23-003

Matrix: MEOH (SOIL) Received Date: 10/28/2016 10:11:00 AM

Analyses	Result	MDL	PQL	Qual	Units	DF	Date Analyzed	Batch ID
EPA METHOD 8015M/D: DIESEL RANGE ORGANICS								Analyst: TOM
Diesel Range Organics (DRO)	9.8	1.7	9.4		mg/Kg	1	11/1/2016 3:41:30 PM	28372
Motor Oil Range Organics (MRO)	ND	47	47		mg/Kg	1	11/1/2016 3:41:30 PM	28372
Surr: DNOP	95.0	0	70-130		%Rec	1	11/1/2016 3:41:30 PM	28372
EPA METHOD 8310: PAHS								Analyst: SCC
Naphthalene	0.33	0.034	0.25		mg/Kg	1	11/6/2016 6:03:01 PM	28374
1-Methylnaphthalene	0.13	0.036	0.25	J	mg/Kg	1	11/6/2016 6:03:01 PM	28374
2-Methylnaphthalene	0.31	0.034	0.25		mg/Kg	1	11/6/2016 6:03:01 PM	28374
Acenaphthylene	ND	0.033	0.25		mg/Kg	1	11/6/2016 6:03:01 PM	28374
Acenaphthene	ND	0.030	0.25		mg/Kg	1	11/6/2016 6:03:01 PM	28374
Fluorene	ND	0.0033	0.030		mg/Kg	1	11/6/2016 6:03:01 PM	28374
Phenanthrene	0.0059	0.0016	0.015	J	mg/Kg	1	11/6/2016 6:03:01 PM	28374
Anthracene	ND	0.0024	0.015		mg/Kg	1	11/6/2016 6:03:01 PM	28374
Fluoranthene	ND	0.0033	0.020		mg/Kg	1	11/6/2016 6:03:01 PM	28374
Pyrene	ND	0.0033	0.025		mg/Kg	1	11/6/2016 6:03:01 PM	28374
Benz(a)anthracene	ND	0.00049	0.0099		mg/Kg	1	11/6/2016 6:03:01 PM	28374
Chrysene	ND	0.0014	0.0099		mg/Kg	1	11/6/2016 6:03:01 PM	28374
Benzo(b)fluoranthene	ND	0.00070	0.0099		mg/Kg	1	11/6/2016 6:03:01 PM	28374
Benzo(k)fluoranthene	ND	0.00039	0.0099		mg/Kg	1	11/6/2016 6:03:01 PM	28374
Benzo(a)pyrene	ND	0.00039	0.0099		mg/Kg	1	11/6/2016 6:03:01 PM	28374
Dibenz(a,h)anthracene	0.00074	0.00049	0.0099	J	mg/Kg	1	11/6/2016 6:03:01 PM	28374
Benzo(g,h,i)perylene	ND	0.00059	0.0099		mg/Kg	1	11/6/2016 6:03:01 PM	28374
Indeno(1,2,3-cd)pyrene	ND	0.00079	0.0099		mg/Kg	1	11/6/2016 6:03:01 PM	28374
Surr: Benzo(e)pyrene	61.3	0	27.4-110		%Rec	1	11/6/2016 6:03:01 PM	28374
EPA METHOD 6010B: SOIL METALS								Analyst: MED
Antimony	ND	1.0	2.5		mg/Kg	1	10/31/2016 11:11:36 AM	28363
Arsenic	2.1	0.89	2.5	J	mg/Kg	1	10/31/2016 11:11:36 AM	28363
Chromium	4.9	0.094	0.30		mg/Kg	1	10/31/2016 11:11:36 AM	28363
Iron	7800	38	120		mg/Kg	50	10/31/2016 1:33:57 PM	28363
Lead	3.0	0.17	0.25		mg/Kg	1	10/31/2016 11:11:36 AM	28363
Manganese	72	0.054	0.10		mg/Kg	1	10/31/2016 11:11:36 AM	28363
Thallium	ND	0.77	2.5		mg/Kg	1	10/31/2016 11:11:36 AM	28363
EPA METHOD 8260B: VOLATILES								Analyst: DJF
Benzene	ND	0.013	0.017		mg/Kg	1	10/31/2016 2:40:42 PM	S38351
Toluene	0.0044	0.0020	0.034	J	mg/Kg	1	10/31/2016 2:40:42 PM	S38351
Ethylbenzene	0.027	0.0028	0.034	J	mg/Kg	1	10/31/2016 2:40:42 PM	S38351
Methyl tert-butyl ether (MTBE)	ND	0.011	0.034		mg/Kg	1	10/31/2016 2:40:42 PM	S38351
1,2,4-Trimethylbenzene	0.019	0.0025	0.034	J	mg/Kg	1	10/31/2016 2:40:42 PM	S38351
1,3,5-Trimethylbenzene	0.0060	0.0024	0.034	J	mg/Kg	1	10/31/2016 2:40:42 PM	S38351

Refer to the QC Summary report and sample login checklist for flagged QC data and preservation information.

Qualifiers:	* Value exceeds Maximum Contaminant Level.	B Analyte detected in the associated Method Blank
	D Sample Diluted Due to Matrix	E Value above quantitation range
	H Holding times for preparation or analysis exceeded	J Analyte detected below quantitation limits
	ND Not Detected at the Reporting Limit	P Sample pH Not In Range
	R RPD outside accepted recovery limits	RL Reporting Detection Limit
	S % Recovery outside of range due to dilution or matrix	W Sample container temperature is out of limit as specified

Hall Environmental Analysis Laboratory, Inc.

CLIENT: Intera, Inc.

Client Sample ID: SB-3 (8.5-10)

Project: COA Railyards

Collection Date: 10/24/2016 4:00:00 PM

Lab ID: 1610E23-003

Matrix: MEOH (SOIL) Received Date: 10/28/2016 10:11:00 AM

Analyses	Result	MDL	PQL	Qual	Units	DF	Date Analyzed	Batch ID
EPA METHOD 8260B: VOLATILES							Analyst: DJF	
1,2-Dichloroethane (EDC)	ND	0.0088	0.034		mg/Kg	1	10/31/2016 2:40:42 PM	S38351
1,2-Dibromoethane (EDB)	ND	0.0024	0.034		mg/Kg	1	10/31/2016 2:40:42 PM	S38351
Naphthalene	1.0	0.0053	0.067		mg/Kg	1	10/31/2016 2:40:42 PM	S38351
1-Methylnaphthalene	0.32	0.0075	0.13		mg/Kg	1	10/31/2016 2:40:42 PM	S38351
2-Methylnaphthalene	0.67	0.0072	0.13		mg/Kg	1	10/31/2016 2:40:42 PM	S38351
Acetone	0.15	0.043	0.50	J	mg/Kg	1	10/31/2016 2:40:42 PM	S38351
Bromobenzene	ND	0.0027	0.034		mg/Kg	1	10/31/2016 2:40:42 PM	S38351
Bromodichloromethane	ND	0.0020	0.034		mg/Kg	1	10/31/2016 2:40:42 PM	S38351
Bromoform	ND	0.0041	0.034		mg/Kg	1	10/31/2016 2:40:42 PM	S38351
Bromomethane	0.034	0.012	0.10	J	mg/Kg	1	10/31/2016 2:40:42 PM	S38351
2-Butanone	0.045	0.019	0.34	J	mg/Kg	1	10/31/2016 2:40:42 PM	S38351
Carbon disulfide	ND	0.011	0.34		mg/Kg	1	10/31/2016 2:40:42 PM	S38351
Carbon tetrachloride	ND	0.0022	0.034		mg/Kg	1	10/31/2016 2:40:42 PM	S38351
Chlorobenzene	ND	0.0027	0.034		mg/Kg	1	10/31/2016 2:40:42 PM	S38351
Chloroethane	ND	0.0067	0.067		mg/Kg	1	10/31/2016 2:40:42 PM	S38351
Chloroform	0.0081	0.0025	0.034	J	mg/Kg	1	10/31/2016 2:40:42 PM	S38351
Chloromethane	ND	0.0030	0.10		mg/Kg	1	10/31/2016 2:40:42 PM	S38351
2-Chlorotoluene	ND	0.0025	0.034		mg/Kg	1	10/31/2016 2:40:42 PM	S38351
4-Chlorotoluene	ND	0.0030	0.034		mg/Kg	1	10/31/2016 2:40:42 PM	S38351
cis-1,2-DCE	ND	0.0020	0.034		mg/Kg	1	10/31/2016 2:40:42 PM	S38351
cis-1,3-Dichloropropene	ND	0.0031	0.034		mg/Kg	1	10/31/2016 2:40:42 PM	S38351
1,2-Dibromo-3-chloropropane	ND	0.010	0.067		mg/Kg	1	10/31/2016 2:40:42 PM	S38351
Dibromochloromethane	ND	0.0030	0.034		mg/Kg	1	10/31/2016 2:40:42 PM	S38351
Dibromomethane	ND	0.0029	0.034		mg/Kg	1	10/31/2016 2:40:42 PM	S38351
1,2-Dichlorobenzene	ND	0.0029	0.034		mg/Kg	1	10/31/2016 2:40:42 PM	S38351
1,3-Dichlorobenzene	ND	0.0028	0.034		mg/Kg	1	10/31/2016 2:40:42 PM	S38351
1,4-Dichlorobenzene	ND	0.0042	0.034		mg/Kg	1	10/31/2016 2:40:42 PM	S38351
Dichlorodifluoromethane	ND	0.010	0.034		mg/Kg	1	10/31/2016 2:40:42 PM	S38351
1,1-Dichloroethane	ND	0.0018	0.034		mg/Kg	1	10/31/2016 2:40:42 PM	S38351
1,1-Dichloroethene	ND	0.011	0.034		mg/Kg	1	10/31/2016 2:40:42 PM	S38351
1,2-Dichloropropane	ND	0.0028	0.034		mg/Kg	1	10/31/2016 2:40:42 PM	S38351
1,3-Dichloropropane	ND	0.0038	0.034		mg/Kg	1	10/31/2016 2:40:42 PM	S38351
2,2-Dichloropropane	ND	0.0019	0.067		mg/Kg	1	10/31/2016 2:40:42 PM	S38351
1,1-Dichloropropene	ND	0.0027	0.067		mg/Kg	1	10/31/2016 2:40:42 PM	S38351
Hexachlorobutadiene	ND	0.0041	0.067		mg/Kg	1	10/31/2016 2:40:42 PM	S38351
2-Hexanone	ND	0.018	0.34		mg/Kg	1	10/31/2016 2:40:42 PM	S38351
Isopropylbenzene	0.028	0.0029	0.034	J	mg/Kg	1	10/31/2016 2:40:42 PM	S38351
4-Isopropyltoluene	0.0077	0.0030	0.034	J	mg/Kg	1	10/31/2016 2:40:42 PM	S38351
4-Methyl-2-pentanone	0.024	0.0098	0.34	J	mg/Kg	1	10/31/2016 2:40:42 PM	S38351

Refer to the QC Summary report and sample login checklist for flagged QC data and preservation information.

Qualifiers:	* Value exceeds Maximum Contaminant Level.	B Analyte detected in the associated Method Blank
	D Sample Diluted Due to Matrix	E Value above quantitation range
	H Holding times for preparation or analysis exceeded	J Analyte detected below quantitation limits
	ND Not Detected at the Reporting Limit	P Sample pH Not In Range
	R RPD outside accepted recovery limits	RL Reporting Detection Limit
	S % Recovery outside of range due to dilution or matrix	W Sample container temperature is out of limit as specified

Hall Environmental Analysis Laboratory, Inc.

CLIENT: Intera, Inc.

Client Sample ID: SB-3 (8.5-10)

Project: COA Railyards

Collection Date: 10/24/2016 4:00:00 PM

Lab ID: 1610E23-003

Matrix: MEOH (SOIL) Received Date: 10/28/2016 10:11:00 AM

Analyses	Result	MDL	PQL	Qual	Units	DF	Date Analyzed	Batch ID
EPA METHOD 8260B: VOLATILES							Analyst: DJF	
Methylene chloride	0.024	0.0097	0.10	J	mg/Kg	1	10/31/2016 2:40:42 PM	S38351
n-Butylbenzene	0.064	0.0030	0.10	J	mg/Kg	1	10/31/2016 2:40:42 PM	S38351
n-Propylbenzene	0.12	0.0026	0.034		mg/Kg	1	10/31/2016 2:40:42 PM	S38351
sec-Butylbenzene	0.019	0.0047	0.034	J	mg/Kg	1	10/31/2016 2:40:42 PM	S38351
Styrene	ND	0.0030	0.034		mg/Kg	1	10/31/2016 2:40:42 PM	S38351
tert-Butylbenzene	ND	0.0028	0.034		mg/Kg	1	10/31/2016 2:40:42 PM	S38351
1,1,1,2-Tetrachloroethane	ND	0.0032	0.034		mg/Kg	1	10/31/2016 2:40:42 PM	S38351
1,1,2,2-Tetrachloroethane	ND	0.0054	0.034		mg/Kg	1	10/31/2016 2:40:42 PM	S38351
Tetrachloroethene (PCE)	ND	0.0028	0.034		mg/Kg	1	10/31/2016 2:40:42 PM	S38351
trans-1,2-DCE	ND	0.0094	0.034		mg/Kg	1	10/31/2016 2:40:42 PM	S38351
trans-1,3-Dichloropropene	ND	0.0049	0.034		mg/Kg	1	10/31/2016 2:40:42 PM	S38351
1,2,3-Trichlorobenzene	ND	0.0050	0.067		mg/Kg	1	10/31/2016 2:40:42 PM	S38351
1,2,4-Trichlorobenzene	ND	0.0036	0.034		mg/Kg	1	10/31/2016 2:40:42 PM	S38351
1,1,1-Trichloroethane	ND	0.0021	0.034		mg/Kg	1	10/31/2016 2:40:42 PM	S38351
1,1,2-Trichloroethane	ND	0.0040	0.034		mg/Kg	1	10/31/2016 2:40:42 PM	S38351
Trichloroethene (TCE)	ND	0.0036	0.034		mg/Kg	1	10/31/2016 2:40:42 PM	S38351
Trichlorofluoromethane	ND	0.0025	0.034		mg/Kg	1	10/31/2016 2:40:42 PM	S38351
1,2,3-Trichloropropane	ND	0.0058	0.067		mg/Kg	1	10/31/2016 2:40:42 PM	S38351
Vinyl chloride	ND	0.0027	0.034		mg/Kg	1	10/31/2016 2:40:42 PM	S38351
Xylenes, Total	ND	0.0064	0.067		mg/Kg	1	10/31/2016 2:40:42 PM	S38351
Surr: Dibromofluoromethane	103		70-130		%Rec	1	10/31/2016 2:40:42 PM	S38351
Surr: 1,2-Dichloroethane-d4	98.9		70-130		%Rec	1	10/31/2016 2:40:42 PM	S38351
Surr: Toluene-d8	95.3		70-130		%Rec	1	10/31/2016 2:40:42 PM	S38351
Surr: 4-Bromofluorobenzene	96.4		70-130		%Rec	1	10/31/2016 2:40:42 PM	S38351
EPA METHOD 8015D MOD: GASOLINE RANGE							Analyst: DJF	
Gasoline Range Organics (GRO)	2.1	0.51	3.4	J	mg/Kg	1	10/31/2016 2:40:42 PM	GS3835
Surr: BFB	101	0	70-130		%Rec	1	10/31/2016 2:40:42 PM	GS3835

Refer to the QC Summary report and sample login checklist for flagged QC data and preservation information.

Qualifiers:	* Value exceeds Maximum Contaminant Level.	B Analyte detected in the associated Method Blank
	D Sample Diluted Due to Matrix	E Value above quantitation range
	H Holding times for preparation or analysis exceeded	J Analyte detected below quantitation limits
	ND Not Detected at the Reporting Limit	P Sample pH Not In Range
	R RPD outside accepted recovery limits	RL Reporting Detection Limit
	S % Recovery outside of range due to dilution or matrix	W Sample container temperature is out of limit as specified

Hall Environmental Analysis Laboratory, Inc.

CLIENT: Intera, Inc.

Client Sample ID: SB-4 (10-12)

Project: COA Railyards

Collection Date: 10/24/2016 4:30:00 PM

Lab ID: 1610E23-004

Matrix: MEOH (SOIL) Received Date: 10/28/2016 10:11:00 AM

Analyses	Result	MDL	PQL	Qual	Units	DF	Date Analyzed	Batch ID
EPA METHOD 8015M/D: DIESEL RANGE ORGANICS								Analyst: TOM
Diesel Range Organics (DRO)	7.5	1.7	9.1	J	mg/Kg	1	11/1/2016 4:03:23 PM	28372
Motor Oil Range Organics (MRO)	ND	46	46		mg/Kg	1	11/1/2016 4:03:23 PM	28372
Surr: DNOP	91.1	0	70-130		%Rec	1	11/1/2016 4:03:23 PM	28372
EPA METHOD 8310: PAHS								Analyst: SCC
Naphthalene	ND	0.035	0.25		mg/Kg	1	11/6/2016 7:01:27 PM	28374
1-Methylnaphthalene	ND	0.037	0.25		mg/Kg	1	11/6/2016 7:01:27 PM	28374
2-Methylnaphthalene	ND	0.035	0.25		mg/Kg	1	11/6/2016 7:01:27 PM	28374
Acenaphthylene	ND	0.033	0.25		mg/Kg	1	11/6/2016 7:01:27 PM	28374
Acenaphthene	ND	0.031	0.25		mg/Kg	1	11/6/2016 7:01:27 PM	28374
Fluorene	ND	0.0033	0.030		mg/Kg	1	11/6/2016 7:01:27 PM	28374
Phenanthrene	0.0035	0.0016	0.015	J	mg/Kg	1	11/6/2016 7:01:27 PM	28374
Anthracene	ND	0.0024	0.015		mg/Kg	1	11/6/2016 7:01:27 PM	28374
Fluoranthene	ND	0.0033	0.020		mg/Kg	1	11/6/2016 7:01:27 PM	28374
Pyrene	ND	0.0034	0.025		mg/Kg	1	11/6/2016 7:01:27 PM	28374
Benz(a)anthracene	ND	0.00050	0.010		mg/Kg	1	11/6/2016 7:01:27 PM	28374
Chrysene	ND	0.0014	0.010		mg/Kg	1	11/6/2016 7:01:27 PM	28374
Benzo(b)fluoranthene	ND	0.00070	0.010		mg/Kg	1	11/6/2016 7:01:27 PM	28374
Benzo(k)fluoranthene	ND	0.00040	0.010		mg/Kg	1	11/6/2016 7:01:27 PM	28374
Benzo(a)pyrene	ND	0.00040	0.010		mg/Kg	1	11/6/2016 7:01:27 PM	28374
Dibenz(a,h)anthracene	0.00050	0.00050	0.010	J	mg/Kg	1	11/6/2016 7:01:27 PM	28374
Benzo(g,h,i)perylene	ND	0.00060	0.010		mg/Kg	1	11/6/2016 7:01:27 PM	28374
Indeno(1,2,3-cd)pyrene	ND	0.00080	0.010		mg/Kg	1	11/6/2016 7:01:27 PM	28374
Surr: Benzo(e)pyrene	64.9	0	27.4-110		%Rec	1	11/6/2016 7:01:27 PM	28374
EPA METHOD 6010B: SOIL METALS								Analyst: MED
Antimony	ND	0.96	2.4		mg/Kg	1	10/31/2016 11:15:10 AM	28363
Arsenic	2.3	0.85	2.4	J	mg/Kg	1	10/31/2016 11:15:10 AM	28363
Chromium	6.1	0.090	0.29		mg/Kg	1	10/31/2016 11:15:10 AM	28363
Iron	8500	36	120		mg/Kg	50	10/31/2016 1:35:28 PM	28363
Lead	3.3	0.17	0.24		mg/Kg	1	10/31/2016 11:15:10 AM	28363
Manganese	98	0.051	0.096		mg/Kg	1	10/31/2016 11:15:10 AM	28363
Thallium	ND	0.74	2.4		mg/Kg	1	10/31/2016 11:15:10 AM	28363
EPA METHOD 8260B: VOLATILES								Analyst: DJF
Benzene	ND	0.013	0.017		mg/Kg	1	10/31/2016 3:09:20 PM	S38351
Toluene	ND	0.0020	0.033		mg/Kg	1	10/31/2016 3:09:20 PM	S38351
Ethylbenzene	ND	0.0027	0.033		mg/Kg	1	10/31/2016 3:09:20 PM	S38351
Methyl tert-butyl ether (MTBE)	ND	0.010	0.033		mg/Kg	1	10/31/2016 3:09:20 PM	S38351
1,2,4-Trimethylbenzene	ND	0.0025	0.033		mg/Kg	1	10/31/2016 3:09:20 PM	S38351
1,3,5-Trimethylbenzene	ND	0.0024	0.033		mg/Kg	1	10/31/2016 3:09:20 PM	S38351

Refer to the QC Summary report and sample login checklist for flagged QC data and preservation information.

Qualifiers:	* Value exceeds Maximum Contaminant Level.	B Analyte detected in the associated Method Blank
	D Sample Diluted Due to Matrix	E Value above quantitation range
	H Holding times for preparation or analysis exceeded	J Analyte detected below quantitation limits
	ND Not Detected at the Reporting Limit	P Sample pH Not In Range
	R RPD outside accepted recovery limits	RL Reporting Detection Limit
	S % Recovery outside of range due to dilution or matrix	W Sample container temperature is out of limit as specified

Hall Environmental Analysis Laboratory, Inc.

CLIENT: Intera, Inc.

Client Sample ID: SB-4 (10-12)

Project: COA Railyards

Collection Date: 10/24/2016 4:30:00 PM

Lab ID: 1610E23-004

Matrix: MEOH (SOIL) Received Date: 10/28/2016 10:11:00 AM

Analyses	Result	MDL	PQL	Qual	Units	DF	Date Analyzed	Batch ID
EPA METHOD 8260B: VOLATILES							Analyst: DJF	
1,2-Dichloroethane (EDC)	ND	0.0087	0.033		mg/Kg	1	10/31/2016 3:09:20 PM	S38351
1,2-Dibromoethane (EDB)	ND	0.0024	0.033		mg/Kg	1	10/31/2016 3:09:20 PM	S38351
Naphthalene	0.0078	0.0052	0.067	J	mg/Kg	1	10/31/2016 3:09:20 PM	S38351
1-Methylnaphthalene	0.011	0.0074	0.13	J	mg/Kg	1	10/31/2016 3:09:20 PM	S38351
2-Methylnaphthalene	0.022	0.0071	0.13	J	mg/Kg	1	10/31/2016 3:09:20 PM	S38351
Acetone	0.088	0.043	0.50	J	mg/Kg	1	10/31/2016 3:09:20 PM	S38351
Bromobenzene	ND	0.0027	0.033		mg/Kg	1	10/31/2016 3:09:20 PM	S38351
Bromodichloromethane	ND	0.0019	0.033		mg/Kg	1	10/31/2016 3:09:20 PM	S38351
Bromoform	ND	0.0041	0.033		mg/Kg	1	10/31/2016 3:09:20 PM	S38351
Bromomethane	0.034	0.012	0.10	J	mg/Kg	1	10/31/2016 3:09:20 PM	S38351
2-Butanone	ND	0.019	0.33		mg/Kg	1	10/31/2016 3:09:20 PM	S38351
Carbon disulfide	ND	0.011	0.33		mg/Kg	1	10/31/2016 3:09:20 PM	S38351
Carbon tetrachloride	ND	0.0022	0.033		mg/Kg	1	10/31/2016 3:09:20 PM	S38351
Chlorobenzene	ND	0.0027	0.033		mg/Kg	1	10/31/2016 3:09:20 PM	S38351
Chloroethane	ND	0.0067	0.067		mg/Kg	1	10/31/2016 3:09:20 PM	S38351
Chloroform	ND	0.0025	0.033		mg/Kg	1	10/31/2016 3:09:20 PM	S38351
Chloromethane	ND	0.0030	0.10		mg/Kg	1	10/31/2016 3:09:20 PM	S38351
2-Chlorotoluene	ND	0.0025	0.033		mg/Kg	1	10/31/2016 3:09:20 PM	S38351
4-Chlorotoluene	ND	0.0029	0.033		mg/Kg	1	10/31/2016 3:09:20 PM	S38351
cis-1,2-DCE	ND	0.0019	0.033		mg/Kg	1	10/31/2016 3:09:20 PM	S38351
cis-1,3-Dichloropropene	ND	0.0031	0.033		mg/Kg	1	10/31/2016 3:09:20 PM	S38351
1,2-Dibromo-3-chloropropane	ND	0.010	0.067		mg/Kg	1	10/31/2016 3:09:20 PM	S38351
Dibromochloromethane	ND	0.0030	0.033		mg/Kg	1	10/31/2016 3:09:20 PM	S38351
Dibromomethane	ND	0.0029	0.033		mg/Kg	1	10/31/2016 3:09:20 PM	S38351
1,2-Dichlorobenzene	ND	0.0029	0.033		mg/Kg	1	10/31/2016 3:09:20 PM	S38351
1,3-Dichlorobenzene	ND	0.0027	0.033		mg/Kg	1	10/31/2016 3:09:20 PM	S38351
1,4-Dichlorobenzene	ND	0.0041	0.033		mg/Kg	1	10/31/2016 3:09:20 PM	S38351
Dichlorodifluoromethane	ND	0.010	0.033		mg/Kg	1	10/31/2016 3:09:20 PM	S38351
1,1-Dichloroethane	ND	0.0018	0.033		mg/Kg	1	10/31/2016 3:09:20 PM	S38351
1,1-Dichloroethene	ND	0.011	0.033		mg/Kg	1	10/31/2016 3:09:20 PM	S38351
1,2-Dichloropropane	ND	0.0028	0.033		mg/Kg	1	10/31/2016 3:09:20 PM	S38351
1,3-Dichloropropane	ND	0.0038	0.033		mg/Kg	1	10/31/2016 3:09:20 PM	S38351
2,2-Dichloropropane	ND	0.0019	0.067		mg/Kg	1	10/31/2016 3:09:20 PM	S38351
1,1-Dichloropropene	ND	0.0026	0.067		mg/Kg	1	10/31/2016 3:09:20 PM	S38351
Hexachlorobutadiene	ND	0.0041	0.067		mg/Kg	1	10/31/2016 3:09:20 PM	S38351
2-Hexanone	ND	0.018	0.33		mg/Kg	1	10/31/2016 3:09:20 PM	S38351
Isopropylbenzene	ND	0.0029	0.033		mg/Kg	1	10/31/2016 3:09:20 PM	S38351
4-Isopropyltoluene	ND	0.0030	0.033		mg/Kg	1	10/31/2016 3:09:20 PM	S38351
4-Methyl-2-pentanone	ND	0.0097	0.33		mg/Kg	1	10/31/2016 3:09:20 PM	S38351

Refer to the QC Summary report and sample login checklist for flagged QC data and preservation information.

Qualifiers:	*	Value exceeds Maximum Contaminant Level.	B	Analyte detected in the associated Method Blank
	D	Sample Diluted Due to Matrix	E	Value above quantitation range
	H	Holding times for preparation or analysis exceeded	J	Analyte detected below quantitation limits
	ND	Not Detected at the Reporting Limit	P	Sample pH Not In Range
	R	RPD outside accepted recovery limits	RL	Reporting Detection Limit
	S	% Recovery outside of range due to dilution or matrix	W	Sample container temperature is out of limit as specified

Hall Environmental Analysis Laboratory, Inc.

CLIENT: Intera, Inc.

Client Sample ID: SB-4 (10-12)

Project: COA Railyards

Collection Date: 10/24/2016 4:30:00 PM

Lab ID: 1610E23-004

Matrix: MEOH (SOIL) Received Date: 10/28/2016 10:11:00 AM

Analyses	Result	MDL	PQL	Qual	Units	DF	Date Analyzed	Batch ID
EPA METHOD 8260B: VOLATILES							Analyst: DJF	
Methylene chloride	0.017	0.0096	0.10	J	mg/Kg	1	10/31/2016 3:09:20 PM	S38351
n-Butylbenzene	ND	0.0029	0.10		mg/Kg	1	10/31/2016 3:09:20 PM	S38351
n-Propylbenzene	ND	0.0026	0.033		mg/Kg	1	10/31/2016 3:09:20 PM	S38351
sec-Butylbenzene	ND	0.0046	0.033		mg/Kg	1	10/31/2016 3:09:20 PM	S38351
Styrene	ND	0.0030	0.033		mg/Kg	1	10/31/2016 3:09:20 PM	S38351
tert-Butylbenzene	ND	0.0028	0.033		mg/Kg	1	10/31/2016 3:09:20 PM	S38351
1,1,1,2-Tetrachloroethane	ND	0.0032	0.033		mg/Kg	1	10/31/2016 3:09:20 PM	S38351
1,1,2,2-Tetrachloroethane	ND	0.0054	0.033		mg/Kg	1	10/31/2016 3:09:20 PM	S38351
Tetrachloroethene (PCE)	ND	0.0028	0.033		mg/Kg	1	10/31/2016 3:09:20 PM	S38351
trans-1,2-DCE	ND	0.0093	0.033		mg/Kg	1	10/31/2016 3:09:20 PM	S38351
trans-1,3-Dichloropropene	ND	0.0049	0.033		mg/Kg	1	10/31/2016 3:09:20 PM	S38351
1,2,3-Trichlorobenzene	ND	0.0050	0.067		mg/Kg	1	10/31/2016 3:09:20 PM	S38351
1,2,4-Trichlorobenzene	ND	0.0036	0.033		mg/Kg	1	10/31/2016 3:09:20 PM	S38351
1,1,1-Trichloroethane	ND	0.0020	0.033		mg/Kg	1	10/31/2016 3:09:20 PM	S38351
1,1,2-Trichloroethane	ND	0.0039	0.033		mg/Kg	1	10/31/2016 3:09:20 PM	S38351
Trichloroethene (TCE)	ND	0.0036	0.033		mg/Kg	1	10/31/2016 3:09:20 PM	S38351
Trichlorofluoromethane	ND	0.0025	0.033		mg/Kg	1	10/31/2016 3:09:20 PM	S38351
1,2,3-Trichloropropane	ND	0.0058	0.067		mg/Kg	1	10/31/2016 3:09:20 PM	S38351
Vinyl chloride	ND	0.0027	0.033		mg/Kg	1	10/31/2016 3:09:20 PM	S38351
Xylenes, Total	ND	0.0063	0.067		mg/Kg	1	10/31/2016 3:09:20 PM	S38351
Surr: Dibromofluoromethane	103		70-130		%Rec	1	10/31/2016 3:09:20 PM	S38351
Surr: 1,2-Dichloroethane-d4	95.6		70-130		%Rec	1	10/31/2016 3:09:20 PM	S38351
Surr: Toluene-d8	96.2		70-130		%Rec	1	10/31/2016 3:09:20 PM	S38351
Surr: 4-Bromofluorobenzene	100		70-130		%Rec	1	10/31/2016 3:09:20 PM	S38351
EPA METHOD 8015D MOD: GASOLINE RANGE							Analyst: DJF	
Gasoline Range Organics (GRO)	0.65	0.50	3.3	J	mg/Kg	1	10/31/2016 3:09:20 PM	GS3835
Surr: BFB	104	0	70-130		%Rec	1	10/31/2016 3:09:20 PM	GS3835

Refer to the QC Summary report and sample login checklist for flagged QC data and preservation information.

Qualifiers:	* Value exceeds Maximum Contaminant Level.	B Analyte detected in the associated Method Blank
	D Sample Diluted Due to Matrix	E Value above quantitation range
	H Holding times for preparation or analysis exceeded	J Analyte detected below quantitation limits
	ND Not Detected at the Reporting Limit	P Sample pH Not In Range
	R RPD outside accepted recovery limits	RL Reporting Detection Limit
	S % Recovery outside of range due to dilution or matrix	W Sample container temperature is out of limit as specified

Hall Environmental Analysis Laboratory, Inc.

CLIENT: Intera, Inc.

Client Sample ID: SB-5 (6-10)

Project: COA Railyards

Collection Date: 10/25/2016 8:40:00 AM

Lab ID: 1610E23-005

Matrix: MEOH (SOIL) Received Date: 10/28/2016 10:11:00 AM

Analyses	Result	MDL	PQL	Qual	Units	DF	Date Analyzed	Batch ID
EPA METHOD 8015M/D: DIESEL RANGE ORGANICS							Analyst: TOM	
Diesel Range Organics (DRO)	38	1.8	9.6		mg/Kg	1	11/2/2016 10:15:26 PM	28372
Motor Oil Range Organics (MRO)	130	48	48		mg/Kg	1	11/2/2016 10:15:26 PM	28372
Surr: DNOP	99.9	0	70-130		%Rec	1	11/2/2016 10:15:26 PM	28372
EPA METHOD 8310: PAHS							Analyst: SCC	
Naphthalene	ND	0.87	6.3	D	mg/Kg	5	11/7/2016 2:02:23 PM	28374
1-Methylnaphthalene	ND	0.93	6.3	D	mg/Kg	5	11/7/2016 2:02:23 PM	28374
2-Methylnaphthalene	ND	0.88	6.3	D	mg/Kg	5	11/7/2016 2:02:23 PM	28374
Acenaphthylene	ND	0.84	6.3	D	mg/Kg	5	11/7/2016 2:02:23 PM	28374
Acenaphthene	ND	0.77	6.3	D	mg/Kg	5	11/7/2016 2:02:23 PM	28374
Fluorene	ND	0.083	0.75	D	mg/Kg	5	11/7/2016 2:02:23 PM	28374
Phenanthrene	ND	0.040	0.38	D	mg/Kg	5	11/7/2016 2:02:23 PM	28374
Anthracene	ND	0.060	0.38	D	mg/Kg	5	11/7/2016 2:02:23 PM	28374
Fluoranthene	ND	0.083	0.50	D	mg/Kg	5	11/7/2016 2:02:23 PM	28374
Pyrene	ND	0.085	0.63	D	mg/Kg	5	11/7/2016 2:02:23 PM	28374
Benz(a)anthracene	ND	0.013	0.25	D	mg/Kg	5	11/7/2016 2:02:23 PM	28374
Chrysene	ND	0.035	0.25	D	mg/Kg	5	11/7/2016 2:02:23 PM	28374
Benzo(b)fluoranthene	ND	0.018	0.25	D	mg/Kg	5	11/7/2016 2:02:23 PM	28374
Benzo(k)fluoranthene	ND	0.010	0.25	D	mg/Kg	5	11/7/2016 2:02:23 PM	28374
Benzo(a)pyrene	ND	0.010	0.25	D	mg/Kg	5	11/7/2016 2:02:23 PM	28374
Dibenz(a,h)anthracene	ND	0.013	0.25	D	mg/Kg	5	11/7/2016 2:02:23 PM	28374
Benzo(g,h,i)perylene	ND	0.015	0.25	D	mg/Kg	5	11/7/2016 2:02:23 PM	28374
Indeno(1,2,3-cd)pyrene	ND	0.020	0.25	D	mg/Kg	5	11/7/2016 2:02:23 PM	28374
Surr: Benzo(e)pyrene	0	0	27.4-110	SD	%Rec	5	11/7/2016 2:02:23 PM	28374
EPA METHOD 6010B: SOIL METALS							Analyst: MED	
Antimony	ND	0.96	2.4		mg/Kg	1	10/31/2016 11:19:01 AM	28363
Arsenic	3.4	0.85	2.4		mg/Kg	1	10/31/2016 11:19:01 AM	28363
Chromium	8.1	0.090	0.29		mg/Kg	1	10/31/2016 11:19:01 AM	28363
Iron	11000	36	120		mg/Kg	50	10/31/2016 1:36:58 PM	28363
Lead	4.0	0.17	0.24		mg/Kg	1	10/31/2016 11:19:01 AM	28363
Manganese	350	0.10	0.19		mg/Kg	2	10/31/2016 11:20:50 AM	28363
Thallium	ND	0.74	2.4		mg/Kg	1	10/31/2016 11:19:01 AM	28363
EPA METHOD 8260B: VOLATILES							Analyst: DJF	
Benzene	ND	0.012	0.015		mg/Kg	1	10/31/2016 3:38:07 PM	S38351
Toluene	ND	0.0018	0.031		mg/Kg	1	10/31/2016 3:38:07 PM	S38351
Ethylbenzene	ND	0.0025	0.031		mg/Kg	1	10/31/2016 3:38:07 PM	S38351
Methyl tert-butyl ether (MTBE)	ND	0.0097	0.031		mg/Kg	1	10/31/2016 3:38:07 PM	S38351
1,2,4-Trimethylbenzene	ND	0.0023	0.031		mg/Kg	1	10/31/2016 3:38:07 PM	S38351
1,3,5-Trimethylbenzene	ND	0.0022	0.031		mg/Kg	1	10/31/2016 3:38:07 PM	S38351

Refer to the QC Summary report and sample login checklist for flagged QC data and preservation information.

Qualifiers:	*	Value exceeds Maximum Contaminant Level.	B	Analyte detected in the associated Method Blank
	D	Sample Diluted Due to Matrix	E	Value above quantitation range
	H	Holding times for preparation or analysis exceeded	J	Analyte detected below quantitation limits
	ND	Not Detected at the Reporting Limit	P	Sample pH Not In Range
	R	RPD outside accepted recovery limits	RL	Reporting Detection Limit
	S	% Recovery outside of range due to dilution or matrix	W	Sample container temperature is out of limit as specified

Hall Environmental Analysis Laboratory, Inc.

CLIENT: Intera, Inc.

Client Sample ID: SB-5 (6-10)

Project: COA Railyards

Collection Date: 10/25/2016 8:40:00 AM

Lab ID: 1610E23-005

Matrix: MEOH (SOIL) Received Date: 10/28/2016 10:11:00 AM

Analyses	Result	MDL	PQL	Qual	Units	DF	Date Analyzed	Batch ID
EPA METHOD 8260B: VOLATILES							Analyst: DJF	
1,2-Dichloroethane (EDC)	ND	0.0080	0.031		mg/Kg	1	10/31/2016 3:38:07 PM	S38351
1,2-Dibromoethane (EDB)	ND	0.0022	0.031		mg/Kg	1	10/31/2016 3:38:07 PM	S38351
Naphthalene	ND	0.0048	0.061		mg/Kg	1	10/31/2016 3:38:07 PM	S38351
1-Methylnaphthalene	ND	0.0068	0.12		mg/Kg	1	10/31/2016 3:38:07 PM	S38351
2-Methylnaphthalene	ND	0.0066	0.12		mg/Kg	1	10/31/2016 3:38:07 PM	S38351
Acetone	0.045	0.040	0.46	J	mg/Kg	1	10/31/2016 3:38:07 PM	S38351
Bromobenzene	ND	0.0025	0.031		mg/Kg	1	10/31/2016 3:38:07 PM	S38351
Bromodichloromethane	ND	0.0018	0.031		mg/Kg	1	10/31/2016 3:38:07 PM	S38351
Bromoform	ND	0.0037	0.031		mg/Kg	1	10/31/2016 3:38:07 PM	S38351
Bromomethane	0.023	0.011	0.092	J	mg/Kg	1	10/31/2016 3:38:07 PM	S38351
2-Butanone	0.055	0.018	0.31	J	mg/Kg	1	10/31/2016 3:38:07 PM	S38351
Carbon disulfide	ND	0.010	0.31		mg/Kg	1	10/31/2016 3:38:07 PM	S38351
Carbon tetrachloride	ND	0.0020	0.031		mg/Kg	1	10/31/2016 3:38:07 PM	S38351
Chlorobenzene	ND	0.0025	0.031		mg/Kg	1	10/31/2016 3:38:07 PM	S38351
Chloroethane	ND	0.0061	0.061		mg/Kg	1	10/31/2016 3:38:07 PM	S38351
Chloroform	ND	0.0023	0.031		mg/Kg	1	10/31/2016 3:38:07 PM	S38351
Chloromethane	0.012	0.0027	0.092	J	mg/Kg	1	10/31/2016 3:38:07 PM	S38351
2-Chlorotoluene	ND	0.0023	0.031		mg/Kg	1	10/31/2016 3:38:07 PM	S38351
4-Chlorotoluene	ND	0.0027	0.031		mg/Kg	1	10/31/2016 3:38:07 PM	S38351
cis-1,2-DCE	ND	0.0018	0.031		mg/Kg	1	10/31/2016 3:38:07 PM	S38351
cis-1,3-Dichloropropene	ND	0.0028	0.031		mg/Kg	1	10/31/2016 3:38:07 PM	S38351
1,2-Dibromo-3-chloropropane	ND	0.0094	0.061		mg/Kg	1	10/31/2016 3:38:07 PM	S38351
Dibromochloromethane	ND	0.0028	0.031		mg/Kg	1	10/31/2016 3:38:07 PM	S38351
Dibromomethane	ND	0.0027	0.031		mg/Kg	1	10/31/2016 3:38:07 PM	S38351
1,2-Dichlorobenzene	ND	0.0027	0.031		mg/Kg	1	10/31/2016 3:38:07 PM	S38351
1,3-Dichlorobenzene	ND	0.0025	0.031		mg/Kg	1	10/31/2016 3:38:07 PM	S38351
1,4-Dichlorobenzene	ND	0.0038	0.031		mg/Kg	1	10/31/2016 3:38:07 PM	S38351
Dichlorodifluoromethane	ND	0.0095	0.031		mg/Kg	1	10/31/2016 3:38:07 PM	S38351
1,1-Dichloroethane	ND	0.0017	0.031		mg/Kg	1	10/31/2016 3:38:07 PM	S38351
1,1-Dichloroethene	ND	0.010	0.031		mg/Kg	1	10/31/2016 3:38:07 PM	S38351
1,2-Dichloropropane	ND	0.0026	0.031		mg/Kg	1	10/31/2016 3:38:07 PM	S38351
1,3-Dichloropropane	ND	0.0035	0.031		mg/Kg	1	10/31/2016 3:38:07 PM	S38351
2,2-Dichloropropane	ND	0.0018	0.061		mg/Kg	1	10/31/2016 3:38:07 PM	S38351
1,1-Dichloropropene	ND	0.0024	0.061		mg/Kg	1	10/31/2016 3:38:07 PM	S38351
Hexachlorobutadiene	ND	0.0038	0.061		mg/Kg	1	10/31/2016 3:38:07 PM	S38351
2-Hexanone	ND	0.017	0.31		mg/Kg	1	10/31/2016 3:38:07 PM	S38351
Isopropylbenzene	ND	0.0026	0.031		mg/Kg	1	10/31/2016 3:38:07 PM	S38351
4-Isopropyltoluene	ND	0.0028	0.031		mg/Kg	1	10/31/2016 3:38:07 PM	S38351
4-Methyl-2-pentanone	ND	0.0089	0.31		mg/Kg	1	10/31/2016 3:38:07 PM	S38351

Refer to the QC Summary report and sample login checklist for flagged QC data and preservation information.

Qualifiers:	*	Value exceeds Maximum Contaminant Level.	B	Analyte detected in the associated Method Blank
	D	Sample Diluted Due to Matrix	E	Value above quantitation range
	H	Holding times for preparation or analysis exceeded	J	Analyte detected below quantitation limits
	ND	Not Detected at the Reporting Limit	P	Sample pH Not In Range
	R	RPD outside accepted recovery limits	RL	Reporting Detection Limit
	S	% Recovery outside of range due to dilution or matrix	W	Sample container temperature is out of limit as specified

Hall Environmental Analysis Laboratory, Inc.

CLIENT: Intera, Inc.

Client Sample ID: SB-5 (6-10)

Project: COA Railyards

Collection Date: 10/25/2016 8:40:00 AM

Lab ID: 1610E23-005

Matrix: MEOH (SOIL) Received Date: 10/28/2016 10:11:00 AM

Analyses	Result	MDL	PQL	Qual	Units	DF	Date Analyzed	Batch ID
EPA METHOD 8260B: VOLATILES							Analyst: DJF	
Methylene chloride	0.015	0.0089	0.092	J	mg/Kg	1	10/31/2016 3:38:07 PM	S38351
n-Butylbenzene	ND	0.0027	0.092		mg/Kg	1	10/31/2016 3:38:07 PM	S38351
n-Propylbenzene	ND	0.0024	0.031		mg/Kg	1	10/31/2016 3:38:07 PM	S38351
sec-Butylbenzene	ND	0.0043	0.031		mg/Kg	1	10/31/2016 3:38:07 PM	S38351
Styrene	ND	0.0027	0.031		mg/Kg	1	10/31/2016 3:38:07 PM	S38351
tert-Butylbenzene	ND	0.0025	0.031		mg/Kg	1	10/31/2016 3:38:07 PM	S38351
1,1,1,2-Tetrachloroethane	ND	0.0029	0.031		mg/Kg	1	10/31/2016 3:38:07 PM	S38351
1,1,2,2-Tetrachloroethane	ND	0.0050	0.031		mg/Kg	1	10/31/2016 3:38:07 PM	S38351
Tetrachloroethene (PCE)	ND	0.0025	0.031		mg/Kg	1	10/31/2016 3:38:07 PM	S38351
trans-1,2-DCE	ND	0.0086	0.031		mg/Kg	1	10/31/2016 3:38:07 PM	S38351
trans-1,3-Dichloropropene	ND	0.0045	0.031		mg/Kg	1	10/31/2016 3:38:07 PM	S38351
1,2,3-Trichlorobenzene	ND	0.0046	0.061		mg/Kg	1	10/31/2016 3:38:07 PM	S38351
1,2,4-Trichlorobenzene	ND	0.0033	0.031		mg/Kg	1	10/31/2016 3:38:07 PM	S38351
1,1,1-Trichloroethane	ND	0.0019	0.031		mg/Kg	1	10/31/2016 3:38:07 PM	S38351
1,1,2-Trichloroethane	ND	0.0036	0.031		mg/Kg	1	10/31/2016 3:38:07 PM	S38351
Trichloroethene (TCE)	ND	0.0033	0.031		mg/Kg	1	10/31/2016 3:38:07 PM	S38351
Trichlorofluoromethane	ND	0.0023	0.031		mg/Kg	1	10/31/2016 3:38:07 PM	S38351
1,2,3-Trichloropropane	ND	0.0053	0.061		mg/Kg	1	10/31/2016 3:38:07 PM	S38351
Vinyl chloride	ND	0.0025	0.031		mg/Kg	1	10/31/2016 3:38:07 PM	S38351
Xylenes, Total	ND	0.0058	0.061		mg/Kg	1	10/31/2016 3:38:07 PM	S38351
Surr: Dibromofluoromethane	101		70-130		%Rec	1	10/31/2016 3:38:07 PM	S38351
Surr: 1,2-Dichloroethane-d4	96.2		70-130		%Rec	1	10/31/2016 3:38:07 PM	S38351
Surr: Toluene-d8	93.9		70-130		%Rec	1	10/31/2016 3:38:07 PM	S38351
Surr: 4-Bromofluorobenzene	99.7		70-130		%Rec	1	10/31/2016 3:38:07 PM	S38351
EPA METHOD 8015D MOD: GASOLINE RANGE							Analyst: DJF	
Gasoline Range Organics (GRO)	1.8	0.46	3.1	J	mg/Kg	1	10/31/2016 3:38:07 PM	GS3835
Surr: BFB	95.0	0	70-130		%Rec	1	10/31/2016 3:38:07 PM	GS3835

Refer to the QC Summary report and sample login checklist for flagged QC data and preservation information.

Qualifiers:	* Value exceeds Maximum Contaminant Level.	B Analyte detected in the associated Method Blank
	D Sample Diluted Due to Matrix	E Value above quantitation range
	H Holding times for preparation or analysis exceeded	J Analyte detected below quantitation limits
	ND Not Detected at the Reporting Limit	P Sample pH Not In Range
	R RPD outside accepted recovery limits	RL Reporting Detection Limit
	S % Recovery outside of range due to dilution or matrix	W Sample container temperature is out of limit as specified

Hall Environmental Analysis Laboratory, Inc.

CLIENT: Intera, Inc.

Client Sample ID: SB-6 (5-10)

Project: COA Railyards

Collection Date: 10/25/2016 11:57:00 AM

Lab ID: 1610E23-006

Matrix: MEOH (SOIL) Received Date: 10/28/2016 10:11:00 AM

Analyses	Result	MDL	PQL	Qual	Units	DF	Date Analyzed	Batch ID
EPA METHOD 8015M/D: DIESEL RANGE ORGANICS								Analyst: TOM
Diesel Range Organics (DRO)	ND	1.8	9.8		mg/Kg	1	11/1/2016 5:09:17 PM	28372
Motor Oil Range Organics (MRO)	ND	49	49		mg/Kg	1	11/1/2016 5:09:17 PM	28372
Surr: DNOP	95.1	0	70-130		%Rec	1	11/1/2016 5:09:17 PM	28372
EPA METHOD 8310: PAHS								Analyst: SCC
Naphthalene	ND	0.035	0.25		mg/Kg	1	11/6/2016 7:59:51 PM	28374
1-Methylnaphthalene	ND	0.037	0.25		mg/Kg	1	11/6/2016 7:59:51 PM	28374
2-Methylnaphthalene	ND	0.035	0.25		mg/Kg	1	11/6/2016 7:59:51 PM	28374
Acenaphthylene	ND	0.033	0.25		mg/Kg	1	11/6/2016 7:59:51 PM	28374
Acenaphthene	ND	0.030	0.25		mg/Kg	1	11/6/2016 7:59:51 PM	28374
Fluorene	ND	0.0033	0.030		mg/Kg	1	11/6/2016 7:59:51 PM	28374
Phenanthrene	ND	0.0016	0.015		mg/Kg	1	11/6/2016 7:59:51 PM	28374
Anthracene	ND	0.0024	0.015		mg/Kg	1	11/6/2016 7:59:51 PM	28374
Fluoranthene	ND	0.0033	0.020		mg/Kg	1	11/6/2016 7:59:51 PM	28374
Pyrene	ND	0.0034	0.025		mg/Kg	1	11/6/2016 7:59:51 PM	28374
Benz(a)anthracene	ND	0.00050	0.0099		mg/Kg	1	11/6/2016 7:59:51 PM	28374
Chrysene	ND	0.0014	0.0099		mg/Kg	1	11/6/2016 7:59:51 PM	28374
Benzo(b)fluoranthene	ND	0.00070	0.0099		mg/Kg	1	11/6/2016 7:59:51 PM	28374
Benzo(k)fluoranthene	ND	0.00040	0.0099		mg/Kg	1	11/6/2016 7:59:51 PM	28374
Benzo(a)pyrene	ND	0.00040	0.0099		mg/Kg	1	11/6/2016 7:59:51 PM	28374
Dibenz(a,h)anthracene	ND	0.00050	0.0099		mg/Kg	1	11/6/2016 7:59:51 PM	28374
Benzo(g,h,i)perylene	ND	0.00060	0.0099		mg/Kg	1	11/6/2016 7:59:51 PM	28374
Indeno(1,2,3-cd)pyrene	ND	0.00079	0.0099		mg/Kg	1	11/6/2016 7:59:51 PM	28374
Surr: Benzo(e)pyrene	39.6	0	27.4-110		%Rec	1	11/6/2016 7:59:51 PM	28374
EPA METHOD 6010B: SOIL METALS								Analyst: MED
Antimony	ND	2.0	4.9		mg/Kg	2	10/31/2016 11:33:38 AM	28363
Arsenic	3.2	1.8	4.9	J	mg/Kg	2	10/31/2016 11:33:38 AM	28363
Chromium	10	0.19	0.59		mg/Kg	2	10/31/2016 11:33:38 AM	28363
Iron	22000	75	250		mg/Kg	100	11/2/2016 10:36:38 AM	28363
Lead	6.6	0.34	0.49		mg/Kg	2	10/31/2016 11:33:38 AM	28363
Manganese	290	0.11	0.20		mg/Kg	2	10/31/2016 11:33:38 AM	28363
Thallium	ND	1.5	4.9		mg/Kg	2	10/31/2016 11:33:38 AM	28363
EPA METHOD 8260B: VOLATILES								Analyst: DJF
Benzene	ND	0.011	0.014		mg/Kg	1	10/31/2016 4:06:39 PM	S38351
Toluene	ND	0.0016	0.028		mg/Kg	1	10/31/2016 4:06:39 PM	S38351
Ethylbenzene	ND	0.0023	0.028		mg/Kg	1	10/31/2016 4:06:39 PM	S38351
Methyl tert-butyl ether (MTBE)	ND	0.0087	0.028		mg/Kg	1	10/31/2016 4:06:39 PM	S38351
1,2,4-Trimethylbenzene	ND	0.0020	0.028		mg/Kg	1	10/31/2016 4:06:39 PM	S38351
1,3,5-Trimethylbenzene	ND	0.0020	0.028		mg/Kg	1	10/31/2016 4:06:39 PM	S38351

Refer to the QC Summary report and sample login checklist for flagged QC data and preservation information.

Qualifiers:	* Value exceeds Maximum Contaminant Level.	B Analyte detected in the associated Method Blank
	D Sample Diluted Due to Matrix	E Value above quantitation range
	H Holding times for preparation or analysis exceeded	J Analyte detected below quantitation limits
	ND Not Detected at the Reporting Limit	P Sample pH Not In Range
	R RPD outside accepted recovery limits	RL Reporting Detection Limit
	S % Recovery outside of range due to dilution or matrix	W Sample container temperature is out of limit as specified

Hall Environmental Analysis Laboratory, Inc.

CLIENT: Intera, Inc.

Client Sample ID: SB-6 (5-10)

Project: COA Railyards

Collection Date: 10/25/2016 11:57:00 AM

Lab ID: 1610E23-006

Matrix: MEOH (SOIL) Received Date: 10/28/2016 10:11:00 AM

Analyses	Result	MDL	PQL	Qual	Units	DF	Date Analyzed	Batch ID
EPA METHOD 8260B: VOLATILES							Analyst: DJF	
1,2-Dichloroethane (EDC)	ND	0.0072	0.028		mg/Kg	1	10/31/2016 4:06:39 PM	S38351
1,2-Dibromoethane (EDB)	ND	0.0020	0.028		mg/Kg	1	10/31/2016 4:06:39 PM	S38351
Naphthalene	ND	0.0043	0.056		mg/Kg	1	10/31/2016 4:06:39 PM	S38351
1-Methylnaphthalene	ND	0.0062	0.11		mg/Kg	1	10/31/2016 4:06:39 PM	S38351
2-Methylnaphthalene	ND	0.0059	0.11		mg/Kg	1	10/31/2016 4:06:39 PM	S38351
Acetone	ND	0.036	0.42		mg/Kg	1	10/31/2016 4:06:39 PM	S38351
Bromobenzene	ND	0.0022	0.028		mg/Kg	1	10/31/2016 4:06:39 PM	S38351
Bromodichloromethane	ND	0.0016	0.028		mg/Kg	1	10/31/2016 4:06:39 PM	S38351
Bromoform	ND	0.0034	0.028		mg/Kg	1	10/31/2016 4:06:39 PM	S38351
Bromomethane	0.019	0.010	0.083	J	mg/Kg	1	10/31/2016 4:06:39 PM	S38351
2-Butanone	ND	0.016	0.28		mg/Kg	1	10/31/2016 4:06:39 PM	S38351
Carbon disulfide	ND	0.0092	0.28		mg/Kg	1	10/31/2016 4:06:39 PM	S38351
Carbon tetrachloride	ND	0.0018	0.028		mg/Kg	1	10/31/2016 4:06:39 PM	S38351
Chlorobenzene	ND	0.0023	0.028		mg/Kg	1	10/31/2016 4:06:39 PM	S38351
Chloroethane	ND	0.0055	0.056		mg/Kg	1	10/31/2016 4:06:39 PM	S38351
Chloroform	ND	0.0021	0.028		mg/Kg	1	10/31/2016 4:06:39 PM	S38351
Chloromethane	ND	0.0025	0.083		mg/Kg	1	10/31/2016 4:06:39 PM	S38351
2-Chlorotoluene	ND	0.0020	0.028		mg/Kg	1	10/31/2016 4:06:39 PM	S38351
4-Chlorotoluene	ND	0.0025	0.028		mg/Kg	1	10/31/2016 4:06:39 PM	S38351
cis-1,2-DCE	ND	0.0016	0.028		mg/Kg	1	10/31/2016 4:06:39 PM	S38351
cis-1,3-Dichloropropene	ND	0.0026	0.028		mg/Kg	1	10/31/2016 4:06:39 PM	S38351
1,2-Dibromo-3-chloropropane	ND	0.0085	0.056		mg/Kg	1	10/31/2016 4:06:39 PM	S38351
Dibromochloromethane	ND	0.0025	0.028		mg/Kg	1	10/31/2016 4:06:39 PM	S38351
Dibromomethane	ND	0.0024	0.028		mg/Kg	1	10/31/2016 4:06:39 PM	S38351
1,2-Dichlorobenzene	ND	0.0024	0.028		mg/Kg	1	10/31/2016 4:06:39 PM	S38351
1,3-Dichlorobenzene	ND	0.0023	0.028		mg/Kg	1	10/31/2016 4:06:39 PM	S38351
1,4-Dichlorobenzene	ND	0.0034	0.028		mg/Kg	1	10/31/2016 4:06:39 PM	S38351
Dichlorodifluoromethane	ND	0.0086	0.028		mg/Kg	1	10/31/2016 4:06:39 PM	S38351
1,1-Dichloroethane	ND	0.0015	0.028		mg/Kg	1	10/31/2016 4:06:39 PM	S38351
1,1-Dichloroethene	ND	0.0091	0.028		mg/Kg	1	10/31/2016 4:06:39 PM	S38351
1,2-Dichloropropane	ND	0.0023	0.028		mg/Kg	1	10/31/2016 4:06:39 PM	S38351
1,3-Dichloropropane	ND	0.0031	0.028		mg/Kg	1	10/31/2016 4:06:39 PM	S38351
2,2-Dichloropropane	ND	0.0016	0.056		mg/Kg	1	10/31/2016 4:06:39 PM	S38351
1,1-Dichloropropene	ND	0.0022	0.056		mg/Kg	1	10/31/2016 4:06:39 PM	S38351
Hexachlorobutadiene	ND	0.0034	0.056		mg/Kg	1	10/31/2016 4:06:39 PM	S38351
2-Hexanone	ND	0.015	0.28		mg/Kg	1	10/31/2016 4:06:39 PM	S38351
Isopropylbenzene	ND	0.0024	0.028		mg/Kg	1	10/31/2016 4:06:39 PM	S38351
4-Isopropyltoluene	ND	0.0025	0.028		mg/Kg	1	10/31/2016 4:06:39 PM	S38351
4-Methyl-2-pentanone	ND	0.0081	0.28		mg/Kg	1	10/31/2016 4:06:39 PM	S38351

Refer to the QC Summary report and sample login checklist for flagged QC data and preservation information.

Qualifiers:	* Value exceeds Maximum Contaminant Level.	B Analyte detected in the associated Method Blank
	D Sample Diluted Due to Matrix	E Value above quantitation range
	H Holding times for preparation or analysis exceeded	J Analyte detected below quantitation limits
	ND Not Detected at the Reporting Limit	P Sample pH Not In Range
	R RPD outside accepted recovery limits	RL Reporting Detection Limit
	S % Recovery outside of range due to dilution or matrix	W Sample container temperature is out of limit as specified

Hall Environmental Analysis Laboratory, Inc.

CLIENT: Intera, Inc.

Client Sample ID: SB-6 (5-10)

Project: COA Railyards

Collection Date: 10/25/2016 11:57:00 AM

Lab ID: 1610E23-006

Matrix: MEOH (SOIL) Received Date: 10/28/2016 10:11:00 AM

Analyses	Result	MDL	PQL	Qual	Units	DF	Date Analyzed	Batch ID
EPA METHOD 8260B: VOLATILES							Analyst: DJF	
Methylene chloride	0.014	0.0080	0.083	J	mg/Kg	1	10/31/2016 4:06:39 PM	S38351
n-Butylbenzene	ND	0.0025	0.083		mg/Kg	1	10/31/2016 4:06:39 PM	S38351
n-Propylbenzene	ND	0.0021	0.028		mg/Kg	1	10/31/2016 4:06:39 PM	S38351
sec-Butylbenzene	ND	0.0038	0.028		mg/Kg	1	10/31/2016 4:06:39 PM	S38351
Styrene	ND	0.0025	0.028		mg/Kg	1	10/31/2016 4:06:39 PM	S38351
tert-Butylbenzene	ND	0.0023	0.028		mg/Kg	1	10/31/2016 4:06:39 PM	S38351
1,1,1,2-Tetrachloroethane	ND	0.0027	0.028		mg/Kg	1	10/31/2016 4:06:39 PM	S38351
1,1,2,2-Tetrachloroethane	ND	0.0045	0.028		mg/Kg	1	10/31/2016 4:06:39 PM	S38351
Tetrachloroethene (PCE)	ND	0.0023	0.028		mg/Kg	1	10/31/2016 4:06:39 PM	S38351
trans-1,2-DCE	ND	0.0078	0.028		mg/Kg	1	10/31/2016 4:06:39 PM	S38351
trans-1,3-Dichloropropene	ND	0.0041	0.028		mg/Kg	1	10/31/2016 4:06:39 PM	S38351
1,2,3-Trichlorobenzene	ND	0.0042	0.056		mg/Kg	1	10/31/2016 4:06:39 PM	S38351
1,2,4-Trichlorobenzene	ND	0.0030	0.028		mg/Kg	1	10/31/2016 4:06:39 PM	S38351
1,1,1-Trichloroethane	ND	0.0017	0.028		mg/Kg	1	10/31/2016 4:06:39 PM	S38351
1,1,2-Trichloroethane	ND	0.0033	0.028		mg/Kg	1	10/31/2016 4:06:39 PM	S38351
Trichloroethene (TCE)	ND	0.0030	0.028		mg/Kg	1	10/31/2016 4:06:39 PM	S38351
Trichlorofluoromethane	ND	0.0021	0.028		mg/Kg	1	10/31/2016 4:06:39 PM	S38351
1,2,3-Trichloropropane	ND	0.0048	0.056		mg/Kg	1	10/31/2016 4:06:39 PM	S38351
Vinyl chloride	ND	0.0023	0.028		mg/Kg	1	10/31/2016 4:06:39 PM	S38351
Xylenes, Total	ND	0.0053	0.056		mg/Kg	1	10/31/2016 4:06:39 PM	S38351
Surr: Dibromofluoromethane	101		70-130		%Rec	1	10/31/2016 4:06:39 PM	S38351
Surr: 1,2-Dichloroethane-d4	95.2		70-130		%Rec	1	10/31/2016 4:06:39 PM	S38351
Surr: Toluene-d8	94.2		70-130		%Rec	1	10/31/2016 4:06:39 PM	S38351
Surr: 4-Bromofluorobenzene	96.1		70-130		%Rec	1	10/31/2016 4:06:39 PM	S38351
EPA METHOD 8015D MOD: GASOLINE RANGE							Analyst: DJF	
Gasoline Range Organics (GRO)	ND	0.42	2.8		mg/Kg	1	10/31/2016 4:06:39 PM	GS3835
Surr: BFB	97.7	0	70-130		%Rec	1	10/31/2016 4:06:39 PM	GS3835

Refer to the QC Summary report and sample login checklist for flagged QC data and preservation information.

Qualifiers:	* Value exceeds Maximum Contaminant Level.	B Analyte detected in the associated Method Blank
	D Sample Diluted Due to Matrix	E Value above quantitation range
	H Holding times for preparation or analysis exceeded	J Analyte detected below quantitation limits
	ND Not Detected at the Reporting Limit	P Sample pH Not In Range
	R RPD outside accepted recovery limits	RL Reporting Detection Limit
	S % Recovery outside of range due to dilution or matrix	W Sample container temperature is out of limit as specified

Hall Environmental Analysis Laboratory, Inc.

CLIENT: Intera, Inc.

Client Sample ID: SB-7 (5-10)

Project: COA Railyards

Collection Date: 10/25/2016 12:20:00 PM

Lab ID: 1610E23-007

Matrix: MEOH (SOIL) Received Date: 10/28/2016 10:11:00 AM

Analyses	Result	MDL	PQL	Qual	Units	DF	Date Analyzed	Batch ID
EPA METHOD 8015M/D: DIESEL RANGE ORGANICS							Analyst: TOM	
Diesel Range Organics (DRO)	140	1.9	10		mg/Kg	1	11/2/2016 10:58:51 PM	28372
Motor Oil Range Organics (MRO)	400	50	50		mg/Kg	1	11/2/2016 10:58:51 PM	28372
Surr: DNOP	110	0	70-130		%Rec	1	11/2/2016 10:58:51 PM	28372
EPA METHOD 8310: PAHS							Analyst: SCC	
Naphthalene	0.039	0.034	0.24	J	mg/Kg	1	11/6/2016 8:29:03 PM	28374
1-Methylnaphthalene	ND	0.036	0.24		mg/Kg	1	11/6/2016 8:29:03 PM	28374
2-Methylnaphthalene	0.061	0.034	0.24	J	mg/Kg	1	11/6/2016 8:29:03 PM	28374
Acenaphthylene	ND	0.033	0.24		mg/Kg	1	11/6/2016 8:29:03 PM	28374
Acenaphthene	ND	0.030	0.24		mg/Kg	1	11/6/2016 8:29:03 PM	28374
Fluorene	0.032	0.0032	0.029		mg/Kg	1	11/6/2016 8:29:03 PM	28374
Phenanthrene	0.22	0.016	0.15	D	mg/Kg	10	11/7/2016 2:31:42 PM	28374
Anthracene	0.066	0.0023	0.015		mg/Kg	1	11/6/2016 8:29:03 PM	28374
Fluoranthene	0.18	0.0032	0.019		mg/Kg	1	11/6/2016 8:29:03 PM	28374
Pyrene	0.15	0.0033	0.024		mg/Kg	1	11/6/2016 8:29:03 PM	28374
Benz(a)anthracene	0.050	0.00097	0.019		mg/Kg	2	11/9/2016 9:25:21 AM	28374
Chrysene	0.029	0.0014	0.0097		mg/Kg	1	11/6/2016 8:29:03 PM	28374
Benzo(b)fluoranthene	0.037	0.0014	0.019		mg/Kg	2	11/9/2016 9:25:21 AM	28374
Benzo(k)fluoranthene	0.026	0.00078	0.019		mg/Kg	2	11/9/2016 9:25:21 AM	28374
Benzo(a)pyrene	0.050	0.0019	0.049		mg/Kg	5	11/9/2016 9:54:36 AM	28374
Dibenz(a,h)anthracene	0.0037	0.00049	0.0097	J	mg/Kg	1	11/6/2016 8:29:03 PM	28374
Benzo(g,h,i)perylene	0.035	0.0012	0.019		mg/Kg	2	11/9/2016 9:25:21 AM	28374
Indeno(1,2,3-cd)pyrene	0.055	0.00078	0.0097		mg/Kg	1	11/6/2016 8:29:03 PM	28374
Surr: Benzo(e)pyrene	69.6	0	27.4-110		%Rec	1	11/6/2016 8:29:03 PM	28374
EPA METHOD 6010B: SOIL METALS							Analyst: MED	
Antimony	ND	0.96	2.4		mg/Kg	1	10/31/2016 11:35:47 AM	28363
Arsenic	1.6	0.85	2.4	J	mg/Kg	1	10/31/2016 11:35:47 AM	28363
Chromium	5.0	0.090	0.29		mg/Kg	1	10/31/2016 11:35:47 AM	28363
Iron	7900	36	120		mg/Kg	50	10/31/2016 1:40:02 PM	28363
Lead	4.9	0.17	0.24		mg/Kg	1	10/31/2016 11:35:47 AM	28363
Manganese	180	0.051	0.096		mg/Kg	1	10/31/2016 11:35:47 AM	28363
Thallium	ND	0.74	2.4		mg/Kg	1	10/31/2016 11:35:47 AM	28363
EPA METHOD 8260B: VOLATILES							Analyst: DJF	
Benzene	ND	0.010	0.013		mg/Kg	1	10/31/2016 4:35:30 PM	S38351
Toluene	ND	0.0015	0.026		mg/Kg	1	10/31/2016 4:35:30 PM	S38351
Ethylbenzene	ND	0.0021	0.026		mg/Kg	1	10/31/2016 4:35:30 PM	S38351
Methyl tert-butyl ether (MTBE)	ND	0.0081	0.026		mg/Kg	1	10/31/2016 4:35:30 PM	S38351
1,2,4-Trimethylbenzene	ND	0.0019	0.026		mg/Kg	1	10/31/2016 4:35:30 PM	S38351
1,3,5-Trimethylbenzene	ND	0.0019	0.026		mg/Kg	1	10/31/2016 4:35:30 PM	S38351

Refer to the QC Summary report and sample login checklist for flagged QC data and preservation information.

Qualifiers:	*	Value exceeds Maximum Contaminant Level.	B	Analyte detected in the associated Method Blank
	D	Sample Diluted Due to Matrix	E	Value above quantitation range
	H	Holding times for preparation or analysis exceeded	J	Analyte detected below quantitation limits
	ND	Not Detected at the Reporting Limit	P	Sample pH Not In Range
	R	RPD outside accepted recovery limits	RL	Reporting Detection Limit
	S	% Recovery outside of range due to dilution or matrix	W	Sample container temperature is out of limit as specified

Hall Environmental Analysis Laboratory, Inc.

CLIENT: Intera, Inc.

Client Sample ID: SB-7 (5-10)

Project: COA Railyards

Collection Date: 10/25/2016 12:20:00 PM

Lab ID: 1610E23-007

Matrix: MEOH (SOIL) Received Date: 10/28/2016 10:11:00 AM

Analyses	Result	MDL	PQL	Qual	Units	DF	Date Analyzed	Batch ID
EPA METHOD 8260B: VOLATILES							Analyst: DJF	
1,2-Dichloroethane (EDC)	ND	0.0067	0.026		mg/Kg	1	10/31/2016 4:35:30 PM	S38351
1,2-Dibromoethane (EDB)	ND	0.0018	0.026		mg/Kg	1	10/31/2016 4:35:30 PM	S38351
Naphthalene	0.022	0.0040	0.052	J	mg/Kg	1	10/31/2016 4:35:30 PM	S38351
1-Methylnaphthalene	ND	0.0057	0.10		mg/Kg	1	10/31/2016 4:35:30 PM	S38351
2-Methylnaphthalene	0.0062	0.0055	0.10	J	mg/Kg	1	10/31/2016 4:35:30 PM	S38351
Acetone	0.041	0.033	0.39	J	mg/Kg	1	10/31/2016 4:35:30 PM	S38351
Bromobenzene	ND	0.0021	0.026		mg/Kg	1	10/31/2016 4:35:30 PM	S38351
Bromodichloromethane	ND	0.0015	0.026		mg/Kg	1	10/31/2016 4:35:30 PM	S38351
Bromoform	ND	0.0031	0.026		mg/Kg	1	10/31/2016 4:35:30 PM	S38351
Bromomethane	0.018	0.0095	0.078	J	mg/Kg	1	10/31/2016 4:35:30 PM	S38351
2-Butanone	ND	0.015	0.26		mg/Kg	1	10/31/2016 4:35:30 PM	S38351
Carbon disulfide	ND	0.0085	0.26		mg/Kg	1	10/31/2016 4:35:30 PM	S38351
Carbon tetrachloride	ND	0.0017	0.026		mg/Kg	1	10/31/2016 4:35:30 PM	S38351
Chlorobenzene	ND	0.0021	0.026		mg/Kg	1	10/31/2016 4:35:30 PM	S38351
Chloroethane	ND	0.0052	0.052		mg/Kg	1	10/31/2016 4:35:30 PM	S38351
Chloroform	ND	0.0020	0.026		mg/Kg	1	10/31/2016 4:35:30 PM	S38351
Chloromethane	ND	0.0023	0.078		mg/Kg	1	10/31/2016 4:35:30 PM	S38351
2-Chlorotoluene	ND	0.0019	0.026		mg/Kg	1	10/31/2016 4:35:30 PM	S38351
4-Chlorotoluene	ND	0.0023	0.026		mg/Kg	1	10/31/2016 4:35:30 PM	S38351
cis-1,2-DCE	ND	0.0015	0.026		mg/Kg	1	10/31/2016 4:35:30 PM	S38351
cis-1,3-Dichloropropene	ND	0.0024	0.026		mg/Kg	1	10/31/2016 4:35:30 PM	S38351
1,2-Dibromo-3-chloropropane	ND	0.0079	0.052		mg/Kg	1	10/31/2016 4:35:30 PM	S38351
Dibromochloromethane	ND	0.0023	0.026		mg/Kg	1	10/31/2016 4:35:30 PM	S38351
Dibromomethane	ND	0.0022	0.026		mg/Kg	1	10/31/2016 4:35:30 PM	S38351
1,2-Dichlorobenzene	ND	0.0023	0.026		mg/Kg	1	10/31/2016 4:35:30 PM	S38351
1,3-Dichlorobenzene	ND	0.0021	0.026		mg/Kg	1	10/31/2016 4:35:30 PM	S38351
1,4-Dichlorobenzene	ND	0.0032	0.026		mg/Kg	1	10/31/2016 4:35:30 PM	S38351
Dichlorodifluoromethane	ND	0.0080	0.026		mg/Kg	1	10/31/2016 4:35:30 PM	S38351
1,1-Dichloroethane	ND	0.0014	0.026		mg/Kg	1	10/31/2016 4:35:30 PM	S38351
1,1-Dichloroethene	ND	0.0085	0.026		mg/Kg	1	10/31/2016 4:35:30 PM	S38351
1,2-Dichloropropane	ND	0.0022	0.026		mg/Kg	1	10/31/2016 4:35:30 PM	S38351
1,3-Dichloropropane	ND	0.0029	0.026		mg/Kg	1	10/31/2016 4:35:30 PM	S38351
2,2-Dichloropropane	ND	0.0015	0.052		mg/Kg	1	10/31/2016 4:35:30 PM	S38351
1,1-Dichloropropene	ND	0.0021	0.052		mg/Kg	1	10/31/2016 4:35:30 PM	S38351
Hexachlorobutadiene	ND	0.0032	0.052		mg/Kg	1	10/31/2016 4:35:30 PM	S38351
2-Hexanone	ND	0.014	0.26		mg/Kg	1	10/31/2016 4:35:30 PM	S38351
Isopropylbenzene	ND	0.0022	0.026		mg/Kg	1	10/31/2016 4:35:30 PM	S38351
4-Isopropyltoluene	ND	0.0023	0.026		mg/Kg	1	10/31/2016 4:35:30 PM	S38351
4-Methyl-2-pentanone	ND	0.0075	0.26		mg/Kg	1	10/31/2016 4:35:30 PM	S38351

Refer to the QC Summary report and sample login checklist for flagged QC data and preservation information.

Qualifiers:	* Value exceeds Maximum Contaminant Level.	B Analyte detected in the associated Method Blank
	D Sample Diluted Due to Matrix	E Value above quantitation range
	H Holding times for preparation or analysis exceeded	J Analyte detected below quantitation limits
	ND Not Detected at the Reporting Limit	P Sample pH Not In Range
	R RPD outside accepted recovery limits	RL Reporting Detection Limit
	S % Recovery outside of range due to dilution or matrix	W Sample container temperature is out of limit as specified

Hall Environmental Analysis Laboratory, Inc.

CLIENT: Intera, Inc.

Client Sample ID: SB-7 (5-10)

Project: COA Railyards

Collection Date: 10/25/2016 12:20:00 PM

Lab ID: 1610E23-007

Matrix: MEOH (SOIL) Received Date: 10/28/2016 10:11:00 AM

Analyses	Result	MDL	PQL	Qual	Units	DF	Date Analyzed	Batch ID
EPA METHOD 8260B: VOLATILES							Analyst: DJF	
Methylene chloride	0.014	0.0075	0.078	J	mg/Kg	1	10/31/2016 4:35:30 PM	S38351
n-Butylbenzene	ND	0.0023	0.078		mg/Kg	1	10/31/2016 4:35:30 PM	S38351
n-Propylbenzene	ND	0.0020	0.026		mg/Kg	1	10/31/2016 4:35:30 PM	S38351
sec-Butylbenzene	ND	0.0036	0.026		mg/Kg	1	10/31/2016 4:35:30 PM	S38351
Styrene	ND	0.0023	0.026		mg/Kg	1	10/31/2016 4:35:30 PM	S38351
tert-Butylbenzene	ND	0.0021	0.026		mg/Kg	1	10/31/2016 4:35:30 PM	S38351
1,1,1,2-Tetrachloroethane	ND	0.0025	0.026		mg/Kg	1	10/31/2016 4:35:30 PM	S38351
1,1,2,2-Tetrachloroethane	ND	0.0042	0.026		mg/Kg	1	10/31/2016 4:35:30 PM	S38351
Tetrachloroethene (PCE)	ND	0.0021	0.026		mg/Kg	1	10/31/2016 4:35:30 PM	S38351
trans-1,2-DCE	ND	0.0072	0.026		mg/Kg	1	10/31/2016 4:35:30 PM	S38351
trans-1,3-Dichloropropene	ND	0.0038	0.026		mg/Kg	1	10/31/2016 4:35:30 PM	S38351
1,2,3-Trichlorobenzene	ND	0.0039	0.052		mg/Kg	1	10/31/2016 4:35:30 PM	S38351
1,2,4-Trichlorobenzene	ND	0.0028	0.026		mg/Kg	1	10/31/2016 4:35:30 PM	S38351
1,1,1-Trichloroethane	ND	0.0016	0.026		mg/Kg	1	10/31/2016 4:35:30 PM	S38351
1,1,2-Trichloroethane	ND	0.0030	0.026		mg/Kg	1	10/31/2016 4:35:30 PM	S38351
Trichloroethene (TCE)	ND	0.0028	0.026		mg/Kg	1	10/31/2016 4:35:30 PM	S38351
Trichlorofluoromethane	ND	0.0019	0.026		mg/Kg	1	10/31/2016 4:35:30 PM	S38351
1,2,3-Trichloropropane	ND	0.0045	0.052		mg/Kg	1	10/31/2016 4:35:30 PM	S38351
Vinyl chloride	ND	0.0021	0.026		mg/Kg	1	10/31/2016 4:35:30 PM	S38351
Xylenes, Total	ND	0.0049	0.052		mg/Kg	1	10/31/2016 4:35:30 PM	S38351
Surr: Dibromofluoromethane	105		70-130		%Rec	1	10/31/2016 4:35:30 PM	S38351
Surr: 1,2-Dichloroethane-d4	96.9		70-130		%Rec	1	10/31/2016 4:35:30 PM	S38351
Surr: Toluene-d8	96.7		70-130		%Rec	1	10/31/2016 4:35:30 PM	S38351
Surr: 4-Bromofluorobenzene	96.1		70-130		%Rec	1	10/31/2016 4:35:30 PM	S38351
EPA METHOD 8015D MOD: GASOLINE RANGE							Analyst: DJF	
Gasoline Range Organics (GRO)	ND	0.39	2.6		mg/Kg	1	10/31/2016 4:35:30 PM	GS3835
Surr: BFB	102	0	70-130		%Rec	1	10/31/2016 4:35:30 PM	GS3835

Refer to the QC Summary report and sample login checklist for flagged QC data and preservation information.

Qualifiers:	* Value exceeds Maximum Contaminant Level.	B Analyte detected in the associated Method Blank
	D Sample Diluted Due to Matrix	E Value above quantitation range
	H Holding times for preparation or analysis exceeded	J Analyte detected below quantitation limits
	ND Not Detected at the Reporting Limit	P Sample pH Not In Range
	R RPD outside accepted recovery limits	RL Reporting Detection Limit
	S % Recovery outside of range due to dilution or matrix	W Sample container temperature is out of limit as specified

Hall Environmental Analysis Laboratory, Inc.

CLIENT: Intera, Inc.

Client Sample ID: SB-8 (5-10)

Project: COA Railyards

Collection Date: 10/25/2016 1:56:00 PM

Lab ID: 1610E23-008

Matrix: MEOH (SOIL) Received Date: 10/28/2016 10:11:00 AM

Analyses	Result	MDL	PQL	Qual	Units	DF	Date Analyzed	Batch ID
EPA METHOD 8015M/D: DIESEL RANGE ORGANICS								Analyst: TOM
Diesel Range Organics (DRO)	ND	1.8	9.5		mg/Kg	1	11/1/2016 6:15:18 PM	28372
Motor Oil Range Organics (MRO)	ND	48	48		mg/Kg	1	11/1/2016 6:15:18 PM	28372
Surr: DNOP	98.2	0	70-130		%Rec	1	11/1/2016 6:15:18 PM	28372
EPA METHOD 8310: PAHS								Analyst: SCC
Naphthalene	ND	0.034	0.25		mg/Kg	1	11/6/2016 8:58:19 PM	28374
1-Methylnaphthalene	ND	0.037	0.25		mg/Kg	1	11/6/2016 8:58:19 PM	28374
2-Methylnaphthalene	ND	0.035	0.25		mg/Kg	1	11/6/2016 8:58:19 PM	28374
Acenaphthylene	ND	0.033	0.25		mg/Kg	1	11/6/2016 8:58:19 PM	28374
Acenaphthene	ND	0.030	0.25		mg/Kg	1	11/6/2016 8:58:19 PM	28374
Fluorene	ND	0.0033	0.030		mg/Kg	1	11/6/2016 8:58:19 PM	28374
Phenanthrene	0.0037	0.0016	0.015	J	mg/Kg	1	11/6/2016 8:58:19 PM	28374
Anthracene	ND	0.0024	0.015		mg/Kg	1	11/6/2016 8:58:19 PM	28374
Fluoranthene	0.0040	0.0033	0.020	J	mg/Kg	1	11/6/2016 8:58:19 PM	28374
Pyrene	0.0037	0.0034	0.025	J	mg/Kg	1	11/6/2016 8:58:19 PM	28374
Benz(a)anthracene	0.00074	0.00049	0.0099	J	mg/Kg	1	11/6/2016 8:58:19 PM	28374
Chrysene	ND	0.0014	0.0099		mg/Kg	1	11/6/2016 8:58:19 PM	28374
Benzo(b)fluoranthene	ND	0.00070	0.0099		mg/Kg	1	11/6/2016 8:58:19 PM	28374
Benzo(k)fluoranthene	0.00049	0.00040	0.0099	J	mg/Kg	1	11/6/2016 8:58:19 PM	28374
Benzo(a)pyrene	0.00074	0.00040	0.0099	J	mg/Kg	1	11/6/2016 8:58:19 PM	28374
Dibenz(a,h)anthracene	ND	0.00049	0.0099		mg/Kg	1	11/6/2016 8:58:19 PM	28374
Benzo(g,h,i)perylene	ND	0.00059	0.0099		mg/Kg	1	11/6/2016 8:58:19 PM	28374
Indeno(1,2,3-cd)pyrene	ND	0.00079	0.0099		mg/Kg	1	11/6/2016 8:58:19 PM	28374
Surr: Benzo(e)pyrene	57.6	0	27.4-110		%Rec	1	11/6/2016 8:58:19 PM	28374
EPA METHOD 6010B: SOIL METALS								Analyst: MED
Antimony	ND	0.98	2.4		mg/Kg	1	10/31/2016 12:13:50 PM	28363
Arsenic	1.7	0.87	2.4	J	mg/Kg	1	10/31/2016 12:13:50 PM	28363
Chromium	8.1	0.092	0.29		mg/Kg	1	10/31/2016 12:13:50 PM	28363
Iron	16000	74	240		mg/Kg	100	11/2/2016 10:38:09 AM	28363
Lead	3.6	0.17	0.24		mg/Kg	1	10/31/2016 12:13:50 PM	28363
Manganese	210	0.052	0.098		mg/Kg	1	10/31/2016 12:13:50 PM	28363
Thallium	ND	0.75	2.4		mg/Kg	1	10/31/2016 12:13:50 PM	28363
EPA METHOD 8260B: VOLATILES								Analyst: DJF
Benzene	ND	0.011	0.014		mg/Kg	1	10/31/2016 5:04:19 PM	S38351
Toluene	ND	0.0017	0.029		mg/Kg	1	10/31/2016 5:04:19 PM	S38351
Ethylbenzene	ND	0.0023	0.029		mg/Kg	1	10/31/2016 5:04:19 PM	S38351
Methyl tert-butyl ether (MTBE)	ND	0.0090	0.029		mg/Kg	1	10/31/2016 5:04:19 PM	S38351
1,2,4-Trimethylbenzene	ND	0.0021	0.029		mg/Kg	1	10/31/2016 5:04:19 PM	S38351
1,3,5-Trimethylbenzene	ND	0.0021	0.029		mg/Kg	1	10/31/2016 5:04:19 PM	S38351

Refer to the QC Summary report and sample login checklist for flagged QC data and preservation information.

Qualifiers:	*	Value exceeds Maximum Contaminant Level.	B	Analyte detected in the associated Method Blank
	D	Sample Diluted Due to Matrix	E	Value above quantitation range
	H	Holding times for preparation or analysis exceeded	J	Analyte detected below quantitation limits
	ND	Not Detected at the Reporting Limit	P	Sample pH Not In Range
	R	RPD outside accepted recovery limits	RL	Reporting Detection Limit
	S	% Recovery outside of range due to dilution or matrix	W	Sample container temperature is out of limit as specified

Hall Environmental Analysis Laboratory, Inc.

CLIENT: Intera, Inc.

Client Sample ID: SB-8 (5-10)

Project: COA Railyards

Collection Date: 10/25/2016 1:56:00 PM

Lab ID: 1610E23-008

Matrix: MEOH (SOIL) Received Date: 10/28/2016 10:11:00 AM

Analyses	Result	MDL	PQL	Qual	Units	DF	Date Analyzed	Batch ID
EPA METHOD 8260B: VOLATILES							Analyst: DJF	
1,2-Dichloroethane (EDC)	ND	0.0074	0.029		mg/Kg	1	10/31/2016 5:04:19 PM	S38351
1,2-Dibromoethane (EDB)	ND	0.0020	0.029		mg/Kg	1	10/31/2016 5:04:19 PM	S38351
Naphthalene	ND	0.0045	0.057		mg/Kg	1	10/31/2016 5:04:19 PM	S38351
1-Methylnaphthalene	ND	0.0063	0.11		mg/Kg	1	10/31/2016 5:04:19 PM	S38351
2-Methylnaphthalene	ND	0.0061	0.11		mg/Kg	1	10/31/2016 5:04:19 PM	S38351
Acetone	ND	0.037	0.43		mg/Kg	1	10/31/2016 5:04:19 PM	S38351
Bromobenzene	ND	0.0023	0.029		mg/Kg	1	10/31/2016 5:04:19 PM	S38351
Bromodichloromethane	ND	0.0017	0.029		mg/Kg	1	10/31/2016 5:04:19 PM	S38351
Bromoform	ND	0.0035	0.029		mg/Kg	1	10/31/2016 5:04:19 PM	S38351
Bromomethane	0.011	0.010	0.086	J	mg/Kg	1	10/31/2016 5:04:19 PM	S38351
2-Butanone	ND	0.016	0.29		mg/Kg	1	10/31/2016 5:04:19 PM	S38351
Carbon disulfide	ND	0.0094	0.29		mg/Kg	1	10/31/2016 5:04:19 PM	S38351
Carbon tetrachloride	ND	0.0019	0.029		mg/Kg	1	10/31/2016 5:04:19 PM	S38351
Chlorobenzene	ND	0.0023	0.029		mg/Kg	1	10/31/2016 5:04:19 PM	S38351
Chloroethane	ND	0.0057	0.057		mg/Kg	1	10/31/2016 5:04:19 PM	S38351
Chloroform	ND	0.0022	0.029		mg/Kg	1	10/31/2016 5:04:19 PM	S38351
Chloromethane	ND	0.0025	0.086		mg/Kg	1	10/31/2016 5:04:19 PM	S38351
2-Chlorotoluene	ND	0.0021	0.029		mg/Kg	1	10/31/2016 5:04:19 PM	S38351
4-Chlorotoluene	ND	0.0025	0.029		mg/Kg	1	10/31/2016 5:04:19 PM	S38351
cis-1,2-DCE	ND	0.0017	0.029		mg/Kg	1	10/31/2016 5:04:19 PM	S38351
cis-1,3-Dichloropropene	ND	0.0026	0.029		mg/Kg	1	10/31/2016 5:04:19 PM	S38351
1,2-Dibromo-3-chloropropane	ND	0.0087	0.057		mg/Kg	1	10/31/2016 5:04:19 PM	S38351
Dibromochloromethane	ND	0.0026	0.029		mg/Kg	1	10/31/2016 5:04:19 PM	S38351
Dibromomethane	ND	0.0025	0.029		mg/Kg	1	10/31/2016 5:04:19 PM	S38351
1,2-Dichlorobenzene	ND	0.0025	0.029		mg/Kg	1	10/31/2016 5:04:19 PM	S38351
1,3-Dichlorobenzene	ND	0.0023	0.029		mg/Kg	1	10/31/2016 5:04:19 PM	S38351
1,4-Dichlorobenzene	ND	0.0035	0.029		mg/Kg	1	10/31/2016 5:04:19 PM	S38351
Dichlorodifluoromethane	ND	0.0088	0.029		mg/Kg	1	10/31/2016 5:04:19 PM	S38351
1,1-Dichloroethane	ND	0.0015	0.029		mg/Kg	1	10/31/2016 5:04:19 PM	S38351
1,1-Dichloroethene	ND	0.0093	0.029		mg/Kg	1	10/31/2016 5:04:19 PM	S38351
1,2-Dichloropropane	ND	0.0024	0.029		mg/Kg	1	10/31/2016 5:04:19 PM	S38351
1,3-Dichloropropane	ND	0.0032	0.029		mg/Kg	1	10/31/2016 5:04:19 PM	S38351
2,2-Dichloropropane	ND	0.0016	0.057		mg/Kg	1	10/31/2016 5:04:19 PM	S38351
1,1-Dichloropropene	ND	0.0023	0.057		mg/Kg	1	10/31/2016 5:04:19 PM	S38351
Hexachlorobutadiene	ND	0.0035	0.057		mg/Kg	1	10/31/2016 5:04:19 PM	S38351
2-Hexanone	ND	0.016	0.29		mg/Kg	1	10/31/2016 5:04:19 PM	S38351
Isopropylbenzene	ND	0.0024	0.029		mg/Kg	1	10/31/2016 5:04:19 PM	S38351
4-Isopropyltoluene	ND	0.0026	0.029		mg/Kg	1	10/31/2016 5:04:19 PM	S38351
4-Methyl-2-pentanone	ND	0.0083	0.29		mg/Kg	1	10/31/2016 5:04:19 PM	S38351

Refer to the QC Summary report and sample login checklist for flagged QC data and preservation information.

Qualifiers:	* Value exceeds Maximum Contaminant Level.	B Analyte detected in the associated Method Blank
	D Sample Diluted Due to Matrix	E Value above quantitation range
	H Holding times for preparation or analysis exceeded	J Analyte detected below quantitation limits
	ND Not Detected at the Reporting Limit	P Sample pH Not In Range
	R RPD outside accepted recovery limits	RL Reporting Detection Limit
	S % Recovery outside of range due to dilution or matrix	W Sample container temperature is out of limit as specified

Hall Environmental Analysis Laboratory, Inc.

CLIENT: Intera, Inc.

Client Sample ID: SB-8 (5-10)

Project: COA Railyards

Collection Date: 10/25/2016 1:56:00 PM

Lab ID: 1610E23-008

Matrix: MEOH (SOIL) Received Date: 10/28/2016 10:11:00 AM

Analyses	Result	MDL	PQL	Qual	Units	DF	Date Analyzed	Batch ID
EPA METHOD 8260B: VOLATILES							Analyst: DJF	
Methylene chloride	0.021	0.0082	0.086	J	mg/Kg	1	10/31/2016 5:04:19 PM	S38351
n-Butylbenzene	ND	0.0025	0.086		mg/Kg	1	10/31/2016 5:04:19 PM	S38351
n-Propylbenzene	ND	0.0022	0.029		mg/Kg	1	10/31/2016 5:04:19 PM	S38351
sec-Butylbenzene	ND	0.0039	0.029		mg/Kg	1	10/31/2016 5:04:19 PM	S38351
Styrene	ND	0.0025	0.029		mg/Kg	1	10/31/2016 5:04:19 PM	S38351
tert-Butylbenzene	ND	0.0024	0.029		mg/Kg	1	10/31/2016 5:04:19 PM	S38351
1,1,1,2-Tetrachloroethane	ND	0.0027	0.029		mg/Kg	1	10/31/2016 5:04:19 PM	S38351
1,1,2,2-Tetrachloroethane	ND	0.0046	0.029		mg/Kg	1	10/31/2016 5:04:19 PM	S38351
Tetrachloroethene (PCE)	ND	0.0024	0.029		mg/Kg	1	10/31/2016 5:04:19 PM	S38351
trans-1,2-DCE	ND	0.0080	0.029		mg/Kg	1	10/31/2016 5:04:19 PM	S38351
trans-1,3-Dichloropropene	ND	0.0042	0.029		mg/Kg	1	10/31/2016 5:04:19 PM	S38351
1,2,3-Trichlorobenzene	ND	0.0043	0.057		mg/Kg	1	10/31/2016 5:04:19 PM	S38351
1,2,4-Trichlorobenzene	ND	0.0030	0.029		mg/Kg	1	10/31/2016 5:04:19 PM	S38351
1,1,1-Trichloroethane	ND	0.0017	0.029		mg/Kg	1	10/31/2016 5:04:19 PM	S38351
1,1,2-Trichloroethane	ND	0.0034	0.029		mg/Kg	1	10/31/2016 5:04:19 PM	S38351
Trichloroethene (TCE)	ND	0.0031	0.029		mg/Kg	1	10/31/2016 5:04:19 PM	S38351
Trichlorofluoromethane	ND	0.0021	0.029		mg/Kg	1	10/31/2016 5:04:19 PM	S38351
1,2,3-Trichloropropane	ND	0.0049	0.057		mg/Kg	1	10/31/2016 5:04:19 PM	S38351
Vinyl chloride	ND	0.0023	0.029		mg/Kg	1	10/31/2016 5:04:19 PM	S38351
Xylenes, Total	ND	0.0054	0.057		mg/Kg	1	10/31/2016 5:04:19 PM	S38351
Surr: Dibromofluoromethane	103		70-130		%Rec	1	10/31/2016 5:04:19 PM	S38351
Surr: 1,2-Dichloroethane-d4	93.6		70-130		%Rec	1	10/31/2016 5:04:19 PM	S38351
Surr: Toluene-d8	96.2		70-130		%Rec	1	10/31/2016 5:04:19 PM	S38351
Surr: 4-Bromofluorobenzene	93.7		70-130		%Rec	1	10/31/2016 5:04:19 PM	S38351
EPA METHOD 8015D MOD: GASOLINE RANGE							Analyst: DJF	
Gasoline Range Organics (GRO)	ND	0.43	2.9		mg/Kg	1	10/31/2016 5:04:19 PM	GS3835
Surr: BFB	99.7	0	70-130		%Rec	1	10/31/2016 5:04:19 PM	GS3835

Refer to the QC Summary report and sample login checklist for flagged QC data and preservation information.

Qualifiers:	*	Value exceeds Maximum Contaminant Level.	B	Analyte detected in the associated Method Blank
	D	Sample Diluted Due to Matrix	E	Value above quantitation range
	H	Holding times for preparation or analysis exceeded	J	Analyte detected below quantitation limits
	ND	Not Detected at the Reporting Limit	P	Sample pH Not In Range
	R	RPD outside accepted recovery limits	RL	Reporting Detection Limit
	S	% Recovery outside of range due to dilution or matrix	W	Sample container temperature is out of limit as specified

Hall Environmental Analysis Laboratory, Inc.

CLIENT: Intera, Inc.

Client Sample ID: SB-9 (5-10)

Project: COA Railyards

Collection Date: 10/25/2016 4:13:00 PM

Lab ID: 1610E23-009

Matrix: MEOH (SOIL) Received Date: 10/28/2016 10:11:00 AM

Analyses	Result	MDL	PQL	Qual	Units	DF	Date Analyzed	Batch ID
EPA METHOD 8015M/D: DIESEL RANGE ORGANICS								Analyst: TOM
Diesel Range Organics (DRO)	ND	1.7	9.4		mg/Kg	1	11/1/2016 6:37:25 PM	28372
Motor Oil Range Organics (MRO)	ND	47	47		mg/Kg	1	11/1/2016 6:37:25 PM	28372
Surr: DNOP	98.0	0	70-130		%Rec	1	11/1/2016 6:37:25 PM	28372
EPA METHOD 8310: PAHS								Analyst: SCC
Naphthalene	ND	0.035	0.25		mg/Kg	1	11/6/2016 9:27:30 PM	28374
1-Methylnaphthalene	ND	0.037	0.25		mg/Kg	1	11/6/2016 9:27:30 PM	28374
2-Methylnaphthalene	ND	0.035	0.25		mg/Kg	1	11/6/2016 9:27:30 PM	28374
Acenaphthylene	ND	0.033	0.25		mg/Kg	1	11/6/2016 9:27:30 PM	28374
Acenaphthene	ND	0.031	0.25		mg/Kg	1	11/6/2016 9:27:30 PM	28374
Fluorene	ND	0.0033	0.030		mg/Kg	1	11/6/2016 9:27:30 PM	28374
Phenanthrene	0.0017	0.0016	0.015	J	mg/Kg	1	11/6/2016 9:27:30 PM	28374
Anthracene	ND	0.0024	0.015		mg/Kg	1	11/6/2016 9:27:30 PM	28374
Fluoranthene	ND	0.0033	0.020		mg/Kg	1	11/6/2016 9:27:30 PM	28374
Pyrene	ND	0.0034	0.025		mg/Kg	1	11/6/2016 9:27:30 PM	28374
Benz(a)anthracene	0.00050	0.00050	0.010	J	mg/Kg	1	11/6/2016 9:27:30 PM	28374
Chrysene	ND	0.0014	0.010		mg/Kg	1	11/6/2016 9:27:30 PM	28374
Benzo(b)fluoranthene	ND	0.00071	0.010		mg/Kg	1	11/6/2016 9:27:30 PM	28374
Benzo(k)fluoranthene	0.00050	0.00040	0.010	J	mg/Kg	1	11/6/2016 9:27:30 PM	28374
Benzo(a)pyrene	0.00050	0.00040	0.010	J	mg/Kg	1	11/6/2016 9:27:30 PM	28374
Dibenz(a,h)anthracene	ND	0.00050	0.010		mg/Kg	1	11/6/2016 9:27:30 PM	28374
Benzo(g,h,i)perylene	ND	0.00060	0.010		mg/Kg	1	11/6/2016 9:27:30 PM	28374
Indeno(1,2,3-cd)pyrene	ND	0.00080	0.010		mg/Kg	1	11/6/2016 9:27:30 PM	28374
Surr: Benzo(e)pyrene	48.0	0	27.4-110		%Rec	1	11/6/2016 9:27:30 PM	28374
EPA METHOD 6010B: SOIL METALS								Analyst: MED
Antimony	ND	0.98	2.4		mg/Kg	1	10/31/2016 12:17:36 PM	28363
Arsenic	4.1	0.87	2.4		mg/Kg	1	10/31/2016 12:17:36 PM	28363
Chromium	7.3	0.092	0.29		mg/Kg	1	10/31/2016 12:17:36 PM	28363
Iron	11000	37	120		mg/Kg	50	10/31/2016 1:48:52 PM	28363
Lead	2.5	0.17	0.24		mg/Kg	1	10/31/2016 12:17:36 PM	28363
Manganese	240	0.052	0.098		mg/Kg	1	10/31/2016 12:17:36 PM	28363
Thallium	ND	0.75	2.4		mg/Kg	1	10/31/2016 12:17:36 PM	28363
EPA METHOD 8260B: VOLATILES								Analyst: DJF
Benzene	ND	0.010	0.013		mg/Kg	1	10/31/2016 5:33:05 PM	S38351
Toluene	0.0022	0.0015	0.026	J	mg/Kg	1	10/31/2016 5:33:05 PM	S38351
Ethylbenzene	ND	0.0021	0.026		mg/Kg	1	10/31/2016 5:33:05 PM	S38351
Methyl tert-butyl ether (MTBE)	ND	0.0081	0.026		mg/Kg	1	10/31/2016 5:33:05 PM	S38351
1,2,4-Trimethylbenzene	ND	0.0019	0.026		mg/Kg	1	10/31/2016 5:33:05 PM	S38351
1,3,5-Trimethylbenzene	ND	0.0019	0.026		mg/Kg	1	10/31/2016 5:33:05 PM	S38351

Refer to the QC Summary report and sample login checklist for flagged QC data and preservation information.

Qualifiers:	* Value exceeds Maximum Contaminant Level.	B Analyte detected in the associated Method Blank
	D Sample Diluted Due to Matrix	E Value above quantitation range
	H Holding times for preparation or analysis exceeded	J Analyte detected below quantitation limits
	ND Not Detected at the Reporting Limit	P Sample pH Not In Range
	R RPD outside accepted recovery limits	RL Reporting Detection Limit
	S % Recovery outside of range due to dilution or matrix	W Sample container temperature is out of limit as specified

Hall Environmental Analysis Laboratory, Inc.

CLIENT: Intera, Inc.

Client Sample ID: SB-9 (5-10)

Project: COA Railyards

Collection Date: 10/25/2016 4:13:00 PM

Lab ID: 1610E23-009

Matrix: MEOH (SOIL) Received Date: 10/28/2016 10:11:00 AM

Analyses	Result	MDL	PQL	Qual	Units	DF	Date Analyzed	Batch ID
EPA METHOD 8260B: VOLATILES							Analyst: DJF	
1,2-Dichloroethane (EDC)	ND	0.0067	0.026		mg/Kg	1	10/31/2016 5:33:05 PM	S38351
1,2-Dibromoethane (EDB)	ND	0.0018	0.026		mg/Kg	1	10/31/2016 5:33:05 PM	S38351
Naphthalene	ND	0.0040	0.052		mg/Kg	1	10/31/2016 5:33:05 PM	S38351
1-Methylnaphthalene	ND	0.0057	0.10		mg/Kg	1	10/31/2016 5:33:05 PM	S38351
2-Methylnaphthalene	ND	0.0055	0.10		mg/Kg	1	10/31/2016 5:33:05 PM	S38351
Acetone	0.034	0.033	0.39	J	mg/Kg	1	10/31/2016 5:33:05 PM	S38351
Bromobenzene	ND	0.0021	0.026		mg/Kg	1	10/31/2016 5:33:05 PM	S38351
Bromodichloromethane	ND	0.0015	0.026		mg/Kg	1	10/31/2016 5:33:05 PM	S38351
Bromoform	ND	0.0031	0.026		mg/Kg	1	10/31/2016 5:33:05 PM	S38351
Bromomethane	0.021	0.0095	0.077	J	mg/Kg	1	10/31/2016 5:33:05 PM	S38351
2-Butanone	0.026	0.015	0.26	J	mg/Kg	1	10/31/2016 5:33:05 PM	S38351
Carbon disulfide	ND	0.0085	0.26		mg/Kg	1	10/31/2016 5:33:05 PM	S38351
Carbon tetrachloride	ND	0.0017	0.026		mg/Kg	1	10/31/2016 5:33:05 PM	S38351
Chlorobenzene	ND	0.0021	0.026		mg/Kg	1	10/31/2016 5:33:05 PM	S38351
Chloroethane	ND	0.0052	0.052		mg/Kg	1	10/31/2016 5:33:05 PM	S38351
Chloroform	ND	0.0019	0.026		mg/Kg	1	10/31/2016 5:33:05 PM	S38351
Chloromethane	ND	0.0023	0.077		mg/Kg	1	10/31/2016 5:33:05 PM	S38351
2-Chlorotoluene	ND	0.0019	0.026		mg/Kg	1	10/31/2016 5:33:05 PM	S38351
4-Chlorotoluene	ND	0.0023	0.026		mg/Kg	1	10/31/2016 5:33:05 PM	S38351
cis-1,2-DCE	ND	0.0015	0.026		mg/Kg	1	10/31/2016 5:33:05 PM	S38351
cis-1,3-Dichloropropene	ND	0.0024	0.026		mg/Kg	1	10/31/2016 5:33:05 PM	S38351
1,2-Dibromo-3-chloropropane	ND	0.0079	0.052		mg/Kg	1	10/31/2016 5:33:05 PM	S38351
Dibromochloromethane	ND	0.0023	0.026		mg/Kg	1	10/31/2016 5:33:05 PM	S38351
Dibromomethane	ND	0.0022	0.026		mg/Kg	1	10/31/2016 5:33:05 PM	S38351
1,2-Dichlorobenzene	ND	0.0023	0.026		mg/Kg	1	10/31/2016 5:33:05 PM	S38351
1,3-Dichlorobenzene	ND	0.0021	0.026		mg/Kg	1	10/31/2016 5:33:05 PM	S38351
1,4-Dichlorobenzene	ND	0.0032	0.026		mg/Kg	1	10/31/2016 5:33:05 PM	S38351
Dichlorodifluoromethane	ND	0.0080	0.026		mg/Kg	1	10/31/2016 5:33:05 PM	S38351
1,1-Dichloroethane	ND	0.0014	0.026		mg/Kg	1	10/31/2016 5:33:05 PM	S38351
1,1-Dichloroethene	ND	0.0085	0.026		mg/Kg	1	10/31/2016 5:33:05 PM	S38351
1,2-Dichloropropane	ND	0.0022	0.026		mg/Kg	1	10/31/2016 5:33:05 PM	S38351
1,3-Dichloropropane	ND	0.0029	0.026		mg/Kg	1	10/31/2016 5:33:05 PM	S38351
2,2-Dichloropropane	ND	0.0015	0.052		mg/Kg	1	10/31/2016 5:33:05 PM	S38351
1,1-Dichloropropene	ND	0.0020	0.052		mg/Kg	1	10/31/2016 5:33:05 PM	S38351
Hexachlorobutadiene	ND	0.0032	0.052		mg/Kg	1	10/31/2016 5:33:05 PM	S38351
2-Hexanone	ND	0.014	0.26		mg/Kg	1	10/31/2016 5:33:05 PM	S38351
Isopropylbenzene	ND	0.0022	0.026		mg/Kg	1	10/31/2016 5:33:05 PM	S38351
4-Isopropyltoluene	ND	0.0023	0.026		mg/Kg	1	10/31/2016 5:33:05 PM	S38351
4-Methyl-2-pentanone	ND	0.0075	0.26		mg/Kg	1	10/31/2016 5:33:05 PM	S38351

Refer to the QC Summary report and sample login checklist for flagged QC data and preservation information.

Qualifiers:	* Value exceeds Maximum Contaminant Level.	B Analyte detected in the associated Method Blank
	D Sample Diluted Due to Matrix	E Value above quantitation range
	H Holding times for preparation or analysis exceeded	J Analyte detected below quantitation limits
	ND Not Detected at the Reporting Limit	P Sample pH Not In Range
	R RPD outside accepted recovery limits	RL Reporting Detection Limit
	S % Recovery outside of range due to dilution or matrix	W Sample container temperature is out of limit as specified

Hall Environmental Analysis Laboratory, Inc.

CLIENT: Intera, Inc.

Client Sample ID: SB-9 (5-10)

Project: COA Railyards

Collection Date: 10/25/2016 4:13:00 PM

Lab ID: 1610E23-009

Matrix: MEOH (SOIL) Received Date: 10/28/2016 10:11:00 AM

Analyses	Result	MDL	PQL	Qual	Units	DF	Date Analyzed	Batch ID
EPA METHOD 8260B: VOLATILES							Analyst: DJF	
Methylene chloride	0.022	0.0074	0.077	J	mg/Kg	1	10/31/2016 5:33:05 PM	S38351
n-Butylbenzene	ND	0.0023	0.077		mg/Kg	1	10/31/2016 5:33:05 PM	S38351
n-Propylbenzene	ND	0.0020	0.026		mg/Kg	1	10/31/2016 5:33:05 PM	S38351
sec-Butylbenzene	ND	0.0036	0.026		mg/Kg	1	10/31/2016 5:33:05 PM	S38351
Styrene	ND	0.0023	0.026		mg/Kg	1	10/31/2016 5:33:05 PM	S38351
tert-Butylbenzene	ND	0.0021	0.026		mg/Kg	1	10/31/2016 5:33:05 PM	S38351
1,1,1,2-Tetrachloroethane	ND	0.0025	0.026		mg/Kg	1	10/31/2016 5:33:05 PM	S38351
1,1,2,2-Tetrachloroethane	ND	0.0042	0.026		mg/Kg	1	10/31/2016 5:33:05 PM	S38351
Tetrachloroethene (PCE)	ND	0.0021	0.026		mg/Kg	1	10/31/2016 5:33:05 PM	S38351
trans-1,2-DCE	ND	0.0072	0.026		mg/Kg	1	10/31/2016 5:33:05 PM	S38351
trans-1,3-Dichloropropene	ND	0.0038	0.026		mg/Kg	1	10/31/2016 5:33:05 PM	S38351
1,2,3-Trichlorobenzene	ND	0.0039	0.052		mg/Kg	1	10/31/2016 5:33:05 PM	S38351
1,2,4-Trichlorobenzene	ND	0.0028	0.026		mg/Kg	1	10/31/2016 5:33:05 PM	S38351
1,1,1-Trichloroethane	ND	0.0016	0.026		mg/Kg	1	10/31/2016 5:33:05 PM	S38351
1,1,2-Trichloroethane	ND	0.0030	0.026		mg/Kg	1	10/31/2016 5:33:05 PM	S38351
Trichloroethene (TCE)	ND	0.0028	0.026		mg/Kg	1	10/31/2016 5:33:05 PM	S38351
Trichlorofluoromethane	ND	0.0019	0.026		mg/Kg	1	10/31/2016 5:33:05 PM	S38351
1,2,3-Trichloropropane	ND	0.0045	0.052		mg/Kg	1	10/31/2016 5:33:05 PM	S38351
Vinyl chloride	ND	0.0021	0.026		mg/Kg	1	10/31/2016 5:33:05 PM	S38351
Xylenes, Total	ND	0.0049	0.052		mg/Kg	1	10/31/2016 5:33:05 PM	S38351
Surr: Dibromofluoromethane	101		70-130		%Rec	1	10/31/2016 5:33:05 PM	S38351
Surr: 1,2-Dichloroethane-d4	96.4		70-130		%Rec	1	10/31/2016 5:33:05 PM	S38351
Surr: Toluene-d8	92.2		70-130		%Rec	1	10/31/2016 5:33:05 PM	S38351
Surr: 4-Bromofluorobenzene	96.2		70-130		%Rec	1	10/31/2016 5:33:05 PM	S38351
EPA METHOD 8015D MOD: GASOLINE RANGE							Analyst: DJF	
Gasoline Range Organics (GRO)	ND	0.39	2.6		mg/Kg	1	10/31/2016 5:33:05 PM	GS3835
Surr: BFB	97.3	0	70-130		%Rec	1	10/31/2016 5:33:05 PM	GS3835

Refer to the QC Summary report and sample login checklist for flagged QC data and preservation information.

Qualifiers:				
*	Value exceeds Maximum Contaminant Level.	B	Analyte detected in the associated Method Blank	
D	Sample Diluted Due to Matrix	E	Value above quantitation range	
H	Holding times for preparation or analysis exceeded	J	Analyte detected below quantitation limits	
ND	Not Detected at the Reporting Limit	P	Sample pH Not In Range	
R	RPD outside accepted recovery limits	RL	Reporting Detection Limit	
S	% Recovery outside of range due to dilution or matrix	W	Sample container temperature is out of limit as specified	

Hall Environmental Analysis Laboratory, Inc.

CLIENT: Intera, Inc.

Client Sample ID: SB-10 (5-10)

Project: COA Railyards

Collection Date: 10/25/2016 5:55:00 PM

Lab ID: 1610E23-010

Matrix: MEOH (SOIL) Received Date: 10/28/2016 10:11:00 AM

Analyses	Result	MDL	PQL	Qual	Units	DF	Date Analyzed	Batch ID
EPA METHOD 8015M/D: DIESEL RANGE ORGANICS								Analyst: TOM
Diesel Range Organics (DRO)	ND	1.7	9.4		mg/Kg	1	11/1/2016 6:59:27 PM	28372
Motor Oil Range Organics (MRO)	ND	47	47		mg/Kg	1	11/1/2016 6:59:27 PM	28372
Surr: DNOP	98.1	0	70-130		%Rec	1	11/1/2016 6:59:27 PM	28372
EPA METHOD 8310: PAHS								Analyst: SCC
Naphthalene	ND	0.035	0.25		mg/Kg	1	11/6/2016 9:56:44 PM	28398
1-Methylnaphthalene	ND	0.037	0.25		mg/Kg	1	11/6/2016 9:56:44 PM	28398
2-Methylnaphthalene	ND	0.035	0.25		mg/Kg	1	11/6/2016 9:56:44 PM	28398
Acenaphthylene	ND	0.033	0.25		mg/Kg	1	11/6/2016 9:56:44 PM	28398
Acenaphthene	ND	0.031	0.25		mg/Kg	1	11/6/2016 9:56:44 PM	28398
Fluorene	ND	0.0033	0.030		mg/Kg	1	11/6/2016 9:56:44 PM	28398
Phenanthrene	ND	0.0016	0.015		mg/Kg	1	11/6/2016 9:56:44 PM	28398
Anthracene	ND	0.0024	0.015		mg/Kg	1	11/6/2016 9:56:44 PM	28398
Fluoranthene	ND	0.0033	0.020		mg/Kg	1	11/6/2016 9:56:44 PM	28398
Pyrene	ND	0.0034	0.025		mg/Kg	1	11/6/2016 9:56:44 PM	28398
Benz(a)anthracene	ND	0.00050	0.010		mg/Kg	1	11/6/2016 9:56:44 PM	28398
Chrysene	ND	0.0014	0.010		mg/Kg	1	11/6/2016 9:56:44 PM	28398
Benzo(b)fluoranthene	ND	0.00071	0.010		mg/Kg	1	11/6/2016 9:56:44 PM	28398
Benzo(k)fluoranthene	ND	0.00040	0.010		mg/Kg	1	11/6/2016 9:56:44 PM	28398
Benzo(a)pyrene	ND	0.00040	0.010		mg/Kg	1	11/6/2016 9:56:44 PM	28398
Dibenz(a,h)anthracene	ND	0.00050	0.010		mg/Kg	1	11/6/2016 9:56:44 PM	28398
Benzo(g,h,i)perylene	ND	0.00060	0.010		mg/Kg	1	11/6/2016 9:56:44 PM	28398
Indeno(1,2,3-cd)pyrene	ND	0.00080	0.010		mg/Kg	1	11/6/2016 9:56:44 PM	28398
Surr: Benzo(e)pyrene	56.7	0	27.4-110		%Rec	1	11/6/2016 9:56:44 PM	28398
EPA METHOD 6010B: SOIL METALS								Analyst: MED
Antimony	ND	0.99	2.5		mg/Kg	1	10/31/2016 12:21:18 PM	28363
Arsenic	2.3	0.88	2.5	J	mg/Kg	1	10/31/2016 12:21:18 PM	28363
Chromium	7.5	0.093	0.30		mg/Kg	1	10/31/2016 12:21:18 PM	28363
Iron	16000	74	250		mg/Kg	100	11/2/2016 10:39:40 AM	28363
Lead	3.4	0.17	0.25		mg/Kg	1	10/31/2016 12:21:18 PM	28363
Manganese	150	0.053	0.099		mg/Kg	1	10/31/2016 12:21:18 PM	28363
Thallium	ND	0.76	2.5		mg/Kg	1	10/31/2016 12:21:18 PM	28363
EPA METHOD 8260B: VOLATILES								Analyst: DJF
Benzene	ND	0.012	0.015		mg/Kg	1	10/31/2016 6:01:47 PM	S38351
Toluene	ND	0.0018	0.031		mg/Kg	1	10/31/2016 6:01:47 PM	S38351
Ethylbenzene	ND	0.0025	0.031		mg/Kg	1	10/31/2016 6:01:47 PM	S38351
Methyl tert-butyl ether (MTBE)	ND	0.0097	0.031		mg/Kg	1	10/31/2016 6:01:47 PM	S38351
1,2,4-Trimethylbenzene	ND	0.0023	0.031		mg/Kg	1	10/31/2016 6:01:47 PM	S38351
1,3,5-Trimethylbenzene	ND	0.0022	0.031		mg/Kg	1	10/31/2016 6:01:47 PM	S38351

Refer to the QC Summary report and sample login checklist for flagged QC data and preservation information.

Qualifiers:	* Value exceeds Maximum Contaminant Level.	B Analyte detected in the associated Method Blank
	D Sample Diluted Due to Matrix	E Value above quantitation range
	H Holding times for preparation or analysis exceeded	J Analyte detected below quantitation limits
	ND Not Detected at the Reporting Limit	P Sample pH Not In Range
	R RPD outside accepted recovery limits	RL Reporting Detection Limit
	S % Recovery outside of range due to dilution or matrix	W Sample container temperature is out of limit as specified

Hall Environmental Analysis Laboratory, Inc.

CLIENT: Intera, Inc.

Client Sample ID: SB-10 (5-10)

Project: COA Railyards

Collection Date: 10/25/2016 5:55:00 PM

Lab ID: 1610E23-010

Matrix: MEOH (SOIL) Received Date: 10/28/2016 10:11:00 AM

Analyses	Result	MDL	PQL	Qual	Units	DF	Date Analyzed	Batch ID
EPA METHOD 8260B: VOLATILES							Analyst: DJF	
1,2-Dichloroethane (EDC)	ND	0.0081	0.031		mg/Kg	1	10/31/2016 6:01:47 PM	S38351
1,2-Dibromoethane (EDB)	ND	0.0022	0.031		mg/Kg	1	10/31/2016 6:01:47 PM	S38351
Naphthalene	ND	0.0048	0.062		mg/Kg	1	10/31/2016 6:01:47 PM	S38351
1-Methylnaphthalene	ND	0.0069	0.12		mg/Kg	1	10/31/2016 6:01:47 PM	S38351
2-Methylnaphthalene	ND	0.0066	0.12		mg/Kg	1	10/31/2016 6:01:47 PM	S38351
Acetone	ND	0.040	0.46		mg/Kg	1	10/31/2016 6:01:47 PM	S38351
Bromobenzene	ND	0.0025	0.031		mg/Kg	1	10/31/2016 6:01:47 PM	S38351
Bromodichloromethane	ND	0.0018	0.031		mg/Kg	1	10/31/2016 6:01:47 PM	S38351
Bromoform	ND	0.0038	0.031		mg/Kg	1	10/31/2016 6:01:47 PM	S38351
Bromomethane	0.022	0.011	0.093	J	mg/Kg	1	10/31/2016 6:01:47 PM	S38351
2-Butanone	0.042	0.018	0.31	J	mg/Kg	1	10/31/2016 6:01:47 PM	S38351
Carbon disulfide	ND	0.010	0.31		mg/Kg	1	10/31/2016 6:01:47 PM	S38351
Carbon tetrachloride	ND	0.0020	0.031		mg/Kg	1	10/31/2016 6:01:47 PM	S38351
Chlorobenzene	ND	0.0025	0.031		mg/Kg	1	10/31/2016 6:01:47 PM	S38351
Chloroethane	ND	0.0062	0.062		mg/Kg	1	10/31/2016 6:01:47 PM	S38351
Chloroform	ND	0.0023	0.031		mg/Kg	1	10/31/2016 6:01:47 PM	S38351
Chloromethane	ND	0.0028	0.093		mg/Kg	1	10/31/2016 6:01:47 PM	S38351
2-Chlorotoluene	ND	0.0023	0.031		mg/Kg	1	10/31/2016 6:01:47 PM	S38351
4-Chlorotoluene	ND	0.0027	0.031		mg/Kg	1	10/31/2016 6:01:47 PM	S38351
cis-1,2-DCE	ND	0.0018	0.031		mg/Kg	1	10/31/2016 6:01:47 PM	S38351
cis-1,3-Dichloropropene	ND	0.0029	0.031		mg/Kg	1	10/31/2016 6:01:47 PM	S38351
1,2-Dibromo-3-chloropropane	ND	0.0095	0.062		mg/Kg	1	10/31/2016 6:01:47 PM	S38351
Dibromochloromethane	ND	0.0028	0.031		mg/Kg	1	10/31/2016 6:01:47 PM	S38351
Dibromomethane	ND	0.0027	0.031		mg/Kg	1	10/31/2016 6:01:47 PM	S38351
1,2-Dichlorobenzene	ND	0.0027	0.031		mg/Kg	1	10/31/2016 6:01:47 PM	S38351
1,3-Dichlorobenzene	ND	0.0025	0.031		mg/Kg	1	10/31/2016 6:01:47 PM	S38351
1,4-Dichlorobenzene	ND	0.0038	0.031		mg/Kg	1	10/31/2016 6:01:47 PM	S38351
Dichlorodifluoromethane	ND	0.0096	0.031		mg/Kg	1	10/31/2016 6:01:47 PM	S38351
1,1-Dichloroethane	ND	0.0017	0.031		mg/Kg	1	10/31/2016 6:01:47 PM	S38351
1,1-Dichloroethene	ND	0.010	0.031		mg/Kg	1	10/31/2016 6:01:47 PM	S38351
1,2-Dichloropropane	ND	0.0026	0.031		mg/Kg	1	10/31/2016 6:01:47 PM	S38351
1,3-Dichloropropane	ND	0.0035	0.031		mg/Kg	1	10/31/2016 6:01:47 PM	S38351
2,2-Dichloropropane	ND	0.0018	0.062		mg/Kg	1	10/31/2016 6:01:47 PM	S38351
1,1-Dichloropropene	ND	0.0025	0.062		mg/Kg	1	10/31/2016 6:01:47 PM	S38351
Hexachlorobutadiene	ND	0.0038	0.062		mg/Kg	1	10/31/2016 6:01:47 PM	S38351
2-Hexanone	ND	0.017	0.31		mg/Kg	1	10/31/2016 6:01:47 PM	S38351
Isopropylbenzene	ND	0.0027	0.031		mg/Kg	1	10/31/2016 6:01:47 PM	S38351
4-Isopropyltoluene	ND	0.0028	0.031		mg/Kg	1	10/31/2016 6:01:47 PM	S38351
4-Methyl-2-pentanone	ND	0.0090	0.31		mg/Kg	1	10/31/2016 6:01:47 PM	S38351

Refer to the QC Summary report and sample login checklist for flagged QC data and preservation information.

Qualifiers:	*	Value exceeds Maximum Contaminant Level.	B	Analyte detected in the associated Method Blank
	D	Sample Diluted Due to Matrix	E	Value above quantitation range
	H	Holding times for preparation or analysis exceeded	J	Analyte detected below quantitation limits
	ND	Not Detected at the Reporting Limit	P	Sample pH Not In Range
	R	RPD outside accepted recovery limits	RL	Reporting Detection Limit
	S	% Recovery outside of range due to dilution or matrix	W	Sample container temperature is out of limit as specified

Hall Environmental Analysis Laboratory, Inc.

CLIENT: Intera, Inc.

Client Sample ID: SB-10 (5-10)

Project: COA Railyards

Collection Date: 10/25/2016 5:55:00 PM

Lab ID: 1610E23-010

Matrix: MEOH (SOIL) Received Date: 10/28/2016 10:11:00 AM

Analyses	Result	MDL	PQL	Qual	Units	DF	Date Analyzed	Batch ID
EPA METHOD 8260B: VOLATILES							Analyst: DJF	
Methylene chloride	0.019	0.0089	0.093	J	mg/Kg	1	10/31/2016 6:01:47 PM	S38351
n-Butylbenzene	ND	0.0027	0.093		mg/Kg	1	10/31/2016 6:01:47 PM	S38351
n-Propylbenzene	ND	0.0024	0.031		mg/Kg	1	10/31/2016 6:01:47 PM	S38351
sec-Butylbenzene	ND	0.0043	0.031		mg/Kg	1	10/31/2016 6:01:47 PM	S38351
Styrene	ND	0.0028	0.031		mg/Kg	1	10/31/2016 6:01:47 PM	S38351
tert-Butylbenzene	ND	0.0026	0.031		mg/Kg	1	10/31/2016 6:01:47 PM	S38351
1,1,1,2-Tetrachloroethane	ND	0.0030	0.031		mg/Kg	1	10/31/2016 6:01:47 PM	S38351
1,1,2,2-Tetrachloroethane	ND	0.0050	0.031		mg/Kg	1	10/31/2016 6:01:47 PM	S38351
Tetrachloroethene (PCE)	ND	0.0026	0.031		mg/Kg	1	10/31/2016 6:01:47 PM	S38351
trans-1,2-DCE	ND	0.0087	0.031		mg/Kg	1	10/31/2016 6:01:47 PM	S38351
trans-1,3-Dichloropropene	ND	0.0045	0.031		mg/Kg	1	10/31/2016 6:01:47 PM	S38351
1,2,3-Trichlorobenzene	ND	0.0046	0.062		mg/Kg	1	10/31/2016 6:01:47 PM	S38351
1,2,4-Trichlorobenzene	ND	0.0033	0.031		mg/Kg	1	10/31/2016 6:01:47 PM	S38351
1,1,1-Trichloroethane	ND	0.0019	0.031		mg/Kg	1	10/31/2016 6:01:47 PM	S38351
1,1,2-Trichloroethane	ND	0.0036	0.031		mg/Kg	1	10/31/2016 6:01:47 PM	S38351
Trichloroethene (TCE)	ND	0.0033	0.031		mg/Kg	1	10/31/2016 6:01:47 PM	S38351
Trichlorofluoromethane	ND	0.0023	0.031		mg/Kg	1	10/31/2016 6:01:47 PM	S38351
1,2,3-Trichloropropane	ND	0.0054	0.062		mg/Kg	1	10/31/2016 6:01:47 PM	S38351
Vinyl chloride	ND	0.0025	0.031		mg/Kg	1	10/31/2016 6:01:47 PM	S38351
Xylenes, Total	ND	0.0059	0.062		mg/Kg	1	10/31/2016 6:01:47 PM	S38351
Surr: Dibromofluoromethane	103		70-130		%Rec	1	10/31/2016 6:01:47 PM	S38351
Surr: 1,2-Dichloroethane-d4	97.1		70-130		%Rec	1	10/31/2016 6:01:47 PM	S38351
Surr: Toluene-d8	93.8		70-130		%Rec	1	10/31/2016 6:01:47 PM	S38351
Surr: 4-Bromofluorobenzene	91.5		70-130		%Rec	1	10/31/2016 6:01:47 PM	S38351
EPA METHOD 8015D MOD: GASOLINE RANGE							Analyst: DJF	
Gasoline Range Organics (GRO)	ND	0.47	3.1		mg/Kg	1	10/31/2016 6:01:47 PM	GS3835
Surr: BFB	98.8	0	70-130		%Rec	1	10/31/2016 6:01:47 PM	GS3835

Refer to the QC Summary report and sample login checklist for flagged QC data and preservation information.

Qualifiers:	* Value exceeds Maximum Contaminant Level.	B Analyte detected in the associated Method Blank
	D Sample Diluted Due to Matrix	E Value above quantitation range
	H Holding times for preparation or analysis exceeded	J Analyte detected below quantitation limits
	ND Not Detected at the Reporting Limit	P Sample pH Not In Range
	R RPD outside accepted recovery limits	RL Reporting Detection Limit
	S % Recovery outside of range due to dilution or matrix	W Sample container temperature is out of limit as specified

Hall Environmental Analysis Laboratory, Inc.

CLIENT: Intera, Inc.

Client Sample ID: SB-11 (0-5)

Project: COA Railyards

Collection Date: 10/26/2016 8:02:00 AM

Lab ID: 1610E23-011

Matrix: MEOH (SOIL) Received Date: 10/28/2016 10:11:00 AM

Analyses	Result	MDL	PQL	Qual	Units	DF	Date Analyzed	Batch ID
EPA METHOD 8015M/D: DIESEL RANGE ORGANICS								Analyst: TOM
Diesel Range Organics (DRO)	ND	1.8	9.7		mg/Kg	1	11/1/2016 7:21:26 PM	28372
Motor Oil Range Organics (MRO)	ND	48	48		mg/Kg	1	11/1/2016 7:21:26 PM	28372
Surr: DNOP	101	0	70-130		%Rec	1	11/1/2016 7:21:26 PM	28372
EPA METHOD 8310: PAHS								Analyst: SCC
Naphthalene	ND	0.033	0.24		mg/Kg	1	11/6/2016 11:24:33 PM	28398
1-Methylnaphthalene	ND	0.036	0.24		mg/Kg	1	11/6/2016 11:24:33 PM	28398
2-Methylnaphthalene	ND	0.034	0.24		mg/Kg	1	11/6/2016 11:24:33 PM	28398
Acenaphthylene	ND	0.032	0.24		mg/Kg	1	11/6/2016 11:24:33 PM	28398
Acenaphthene	ND	0.029	0.24		mg/Kg	1	11/6/2016 11:24:33 PM	28398
Fluorene	ND	0.0032	0.029		mg/Kg	1	11/6/2016 11:24:33 PM	28398
Phenanthrene	0.021	0.0015	0.014		mg/Kg	1	11/6/2016 11:24:33 PM	28398
Anthracene	0.0074	0.0023	0.014	J	mg/Kg	1	11/6/2016 11:24:33 PM	28398
Fluoranthene	0.031	0.0032	0.019		mg/Kg	1	11/6/2016 11:24:33 PM	28398
Pyrene	0.031	0.0033	0.024		mg/Kg	1	11/6/2016 11:24:33 PM	28398
Benz(a)anthracene	0.012	0.00048	0.0096		mg/Kg	1	11/6/2016 11:24:33 PM	28398
Chrysene	0.0074	0.0013	0.0096	J	mg/Kg	1	11/6/2016 11:24:33 PM	28398
Benzo(b)fluoranthene	0.0077	0.00068	0.0096	J	mg/Kg	1	11/6/2016 11:24:33 PM	28398
Benzo(k)fluoranthene	0.0086	0.00038	0.0096	J	mg/Kg	1	11/6/2016 11:24:33 PM	28398
Benzo(a)pyrene	0.015	0.00038	0.0096		mg/Kg	1	11/6/2016 11:24:33 PM	28398
Dibenz(a,h)anthracene	0.0043	0.00048	0.0096	J	mg/Kg	1	11/6/2016 11:24:33 PM	28398
Benzo(g,h,i)perylene	0.010	0.00058	0.0096		mg/Kg	1	11/6/2016 11:24:33 PM	28398
Indeno(1,2,3-cd)pyrene	0.023	0.00077	0.0096		mg/Kg	1	11/6/2016 11:24:33 PM	28398
Surr: Benzo(e)pyrene	48.4	0	27.4-110		%Rec	1	11/6/2016 11:24:33 PM	28398
EPA METHOD 6010B: SOIL METALS								Analyst: MED
Antimony	ND	0.97	2.4		mg/Kg	1	10/31/2016 12:36:10 PM	28363
Arsenic	3.6	0.86	2.4		mg/Kg	1	10/31/2016 12:36:10 PM	28363
Chromium	5.5	0.091	0.29		mg/Kg	1	10/31/2016 12:36:10 PM	28363
Iron	8400	37	120		mg/Kg	50	10/31/2016 1:52:02 PM	28363
Lead	2.0	0.17	0.24		mg/Kg	1	10/31/2016 12:36:10 PM	28363
Manganese	230	0.052	0.097		mg/Kg	1	10/31/2016 12:36:10 PM	28363
Thallium	ND	0.75	2.4		mg/Kg	1	10/31/2016 12:36:10 PM	28363
EPA METHOD 8260B: VOLATILES								Analyst: DJF
Benzene	ND	0.015	0.019		mg/Kg	1	10/31/2016 6:30:21 PM	S38351
Toluene	ND	0.0023	0.038		mg/Kg	1	10/31/2016 6:30:21 PM	S38351
Ethylbenzene	ND	0.0031	0.038		mg/Kg	1	10/31/2016 6:30:21 PM	S38351
Methyl tert-butyl ether (MTBE)	ND	0.012	0.038		mg/Kg	1	10/31/2016 6:30:21 PM	S38351
1,2,4-Trimethylbenzene	ND	0.0028	0.038		mg/Kg	1	10/31/2016 6:30:21 PM	S38351
1,3,5-Trimethylbenzene	ND	0.0028	0.038		mg/Kg	1	10/31/2016 6:30:21 PM	S38351

Refer to the QC Summary report and sample login checklist for flagged QC data and preservation information.

Qualifiers:	* Value exceeds Maximum Contaminant Level.	B Analyte detected in the associated Method Blank
	D Sample Diluted Due to Matrix	E Value above quantitation range
	H Holding times for preparation or analysis exceeded	J Analyte detected below quantitation limits
	ND Not Detected at the Reporting Limit	P Sample pH Not In Range
	R RPD outside accepted recovery limits	RL Reporting Detection Limit
	S % Recovery outside of range due to dilution or matrix	W Sample container temperature is out of limit as specified

Hall Environmental Analysis Laboratory, Inc.

CLIENT: Intera, Inc.

Client Sample ID: SB-11 (0-5)

Project: COA Railyards

Collection Date: 10/26/2016 8:02:00 AM

Lab ID: 1610E23-011

Matrix: MEOH (SOIL) Received Date: 10/28/2016 10:11:00 AM

Analyses	Result	MDL	PQL	Qual	Units	DF	Date Analyzed	Batch ID
EPA METHOD 8260B: VOLATILES							Analyst: DJF	
1,2-Dichloroethane (EDC)	ND	0.010	0.038		mg/Kg	1	10/31/2016 6:30:21 PM	S38351
1,2-Dibromoethane (EDB)	ND	0.0027	0.038		mg/Kg	1	10/31/2016 6:30:21 PM	S38351
Naphthalene	ND	0.0060	0.077		mg/Kg	1	10/31/2016 6:30:21 PM	S38351
1-Methylnaphthalene	ND	0.0085	0.15		mg/Kg	1	10/31/2016 6:30:21 PM	S38351
2-Methylnaphthalene	ND	0.0082	0.15		mg/Kg	1	10/31/2016 6:30:21 PM	S38351
Acetone	ND	0.050	0.58		mg/Kg	1	10/31/2016 6:30:21 PM	S38351
Bromobenzene	ND	0.0031	0.038		mg/Kg	1	10/31/2016 6:30:21 PM	S38351
Bromodichloromethane	ND	0.0022	0.038		mg/Kg	1	10/31/2016 6:30:21 PM	S38351
Bromoform	ND	0.0047	0.038		mg/Kg	1	10/31/2016 6:30:21 PM	S38351
Bromomethane	0.026	0.014	0.12	J	mg/Kg	1	10/31/2016 6:30:21 PM	S38351
2-Butanone	0.040	0.022	0.38	J	mg/Kg	1	10/31/2016 6:30:21 PM	S38351
Carbon disulfide	ND	0.013	0.38		mg/Kg	1	10/31/2016 6:30:21 PM	S38351
Carbon tetrachloride	ND	0.0025	0.038		mg/Kg	1	10/31/2016 6:30:21 PM	S38351
Chlorobenzene	ND	0.0031	0.038		mg/Kg	1	10/31/2016 6:30:21 PM	S38351
Chloroethane	ND	0.0077	0.077		mg/Kg	1	10/31/2016 6:30:21 PM	S38351
Chloroform	ND	0.0029	0.038		mg/Kg	1	10/31/2016 6:30:21 PM	S38351
Chloromethane	0.013	0.0034	0.12	J	mg/Kg	1	10/31/2016 6:30:21 PM	S38351
2-Chlorotoluene	ND	0.0028	0.038		mg/Kg	1	10/31/2016 6:30:21 PM	S38351
4-Chlorotoluene	ND	0.0034	0.038		mg/Kg	1	10/31/2016 6:30:21 PM	S38351
cis-1,2-DCE	ND	0.0022	0.038		mg/Kg	1	10/31/2016 6:30:21 PM	S38351
cis-1,3-Dichloropropene	ND	0.0035	0.038		mg/Kg	1	10/31/2016 6:30:21 PM	S38351
1,2-Dibromo-3-chloropropane	ND	0.012	0.077		mg/Kg	1	10/31/2016 6:30:21 PM	S38351
Dibromochloromethane	ND	0.0035	0.038		mg/Kg	1	10/31/2016 6:30:21 PM	S38351
Dibromomethane	ND	0.0033	0.038		mg/Kg	1	10/31/2016 6:30:21 PM	S38351
1,2-Dichlorobenzene	ND	0.0033	0.038		mg/Kg	1	10/31/2016 6:30:21 PM	S38351
1,3-Dichlorobenzene	ND	0.0031	0.038		mg/Kg	1	10/31/2016 6:30:21 PM	S38351
1,4-Dichlorobenzene	ND	0.0048	0.038		mg/Kg	1	10/31/2016 6:30:21 PM	S38351
Dichlorodifluoromethane	ND	0.012	0.038		mg/Kg	1	10/31/2016 6:30:21 PM	S38351
1,1-Dichloroethane	ND	0.0021	0.038		mg/Kg	1	10/31/2016 6:30:21 PM	S38351
1,1-Dichloroethene	ND	0.013	0.038		mg/Kg	1	10/31/2016 6:30:21 PM	S38351
1,2-Dichloropropane	ND	0.0032	0.038		mg/Kg	1	10/31/2016 6:30:21 PM	S38351
1,3-Dichloropropane	ND	0.0043	0.038		mg/Kg	1	10/31/2016 6:30:21 PM	S38351
2,2-Dichloropropane	ND	0.0022	0.077		mg/Kg	1	10/31/2016 6:30:21 PM	S38351
1,1-Dichloropropene	ND	0.0030	0.077		mg/Kg	1	10/31/2016 6:30:21 PM	S38351
Hexachlorobutadiene	ND	0.0047	0.077		mg/Kg	1	10/31/2016 6:30:21 PM	S38351
2-Hexanone	ND	0.021	0.38		mg/Kg	1	10/31/2016 6:30:21 PM	S38351
Isopropylbenzene	ND	0.0033	0.038		mg/Kg	1	10/31/2016 6:30:21 PM	S38351
4-Isopropyltoluene	ND	0.0034	0.038		mg/Kg	1	10/31/2016 6:30:21 PM	S38351
4-Methyl-2-pentanone	ND	0.011	0.38		mg/Kg	1	10/31/2016 6:30:21 PM	S38351

Refer to the QC Summary report and sample login checklist for flagged QC data and preservation information.

Qualifiers:	*	Value exceeds Maximum Contaminant Level.	B	Analyte detected in the associated Method Blank
	D	Sample Diluted Due to Matrix	E	Value above quantitation range
	H	Holding times for preparation or analysis exceeded	J	Analyte detected below quantitation limits
	ND	Not Detected at the Reporting Limit	P	Sample pH Not In Range
	R	RPD outside accepted recovery limits	RL	Reporting Detection Limit
	S	% Recovery outside of range due to dilution or matrix	W	Sample container temperature is out of limit as specified

Hall Environmental Analysis Laboratory, Inc.

CLIENT: Intera, Inc.

Client Sample ID: SB-11 (0-5)

Project: COA Railyards

Collection Date: 10/26/2016 8:02:00 AM

Lab ID: 1610E23-011

Matrix: MEOH (SOIL) Received Date: 10/28/2016 10:11:00 AM

Analyses	Result	MDL	PQL	Qual	Units	DF	Date Analyzed	Batch ID
EPA METHOD 8260B: VOLATILES							Analyst: DJF	
Methylene chloride	0.026	0.011	0.12	J	mg/Kg	1	10/31/2016 6:30:21 PM	S38351
n-Butylbenzene	ND	0.0034	0.12		mg/Kg	1	10/31/2016 6:30:21 PM	S38351
n-Propylbenzene	ND	0.0030	0.038		mg/Kg	1	10/31/2016 6:30:21 PM	S38351
sec-Butylbenzene	ND	0.0053	0.038		mg/Kg	1	10/31/2016 6:30:21 PM	S38351
Styrene	ND	0.0034	0.038		mg/Kg	1	10/31/2016 6:30:21 PM	S38351
tert-Butylbenzene	ND	0.0032	0.038		mg/Kg	1	10/31/2016 6:30:21 PM	S38351
1,1,1,2-Tetrachloroethane	ND	0.0037	0.038		mg/Kg	1	10/31/2016 6:30:21 PM	S38351
1,1,2,2-Tetrachloroethane	ND	0.0062	0.038		mg/Kg	1	10/31/2016 6:30:21 PM	S38351
Tetrachloroethene (PCE)	ND	0.0032	0.038		mg/Kg	1	10/31/2016 6:30:21 PM	S38351
trans-1,2-DCE	ND	0.011	0.038		mg/Kg	1	10/31/2016 6:30:21 PM	S38351
trans-1,3-Dichloropropene	ND	0.0056	0.038		mg/Kg	1	10/31/2016 6:30:21 PM	S38351
1,2,3-Trichlorobenzene	ND	0.0057	0.077		mg/Kg	1	10/31/2016 6:30:21 PM	S38351
1,2,4-Trichlorobenzene	ND	0.0041	0.038		mg/Kg	1	10/31/2016 6:30:21 PM	S38351
1,1,1-Trichloroethane	ND	0.0023	0.038		mg/Kg	1	10/31/2016 6:30:21 PM	S38351
1,1,2-Trichloroethane	ND	0.0045	0.038		mg/Kg	1	10/31/2016 6:30:21 PM	S38351
Trichloroethene (TCE)	ND	0.0041	0.038		mg/Kg	1	10/31/2016 6:30:21 PM	S38351
Trichlorofluoromethane	ND	0.0029	0.038		mg/Kg	1	10/31/2016 6:30:21 PM	S38351
1,2,3-Trichloropropane	ND	0.0066	0.077		mg/Kg	1	10/31/2016 6:30:21 PM	S38351
Vinyl chloride	ND	0.0031	0.038		mg/Kg	1	10/31/2016 6:30:21 PM	S38351
Xylenes, Total	ND	0.0073	0.077		mg/Kg	1	10/31/2016 6:30:21 PM	S38351
Surr: Dibromofluoromethane	101		70-130		%Rec	1	10/31/2016 6:30:21 PM	S38351
Surr: 1,2-Dichloroethane-d4	95.1		70-130		%Rec	1	10/31/2016 6:30:21 PM	S38351
Surr: Toluene-d8	97.9		70-130		%Rec	1	10/31/2016 6:30:21 PM	S38351
Surr: 4-Bromofluorobenzene	95.0		70-130		%Rec	1	10/31/2016 6:30:21 PM	S38351
EPA METHOD 8015D MOD: GASOLINE RANGE							Analyst: DJF	
Gasoline Range Organics (GRO)	ND	0.58	3.8		mg/Kg	1	10/31/2016 6:30:21 PM	GS3835
Surr: BFB	100	0	70-130		%Rec	1	10/31/2016 6:30:21 PM	GS3835

Refer to the QC Summary report and sample login checklist for flagged QC data and preservation information.

Qualifiers:	* Value exceeds Maximum Contaminant Level.	B Analyte detected in the associated Method Blank
	D Sample Diluted Due to Matrix	E Value above quantitation range
	H Holding times for preparation or analysis exceeded	J Analyte detected below quantitation limits
	ND Not Detected at the Reporting Limit	P Sample pH Not In Range
	R RPD outside accepted recovery limits	RL Reporting Detection Limit
	S % Recovery outside of range due to dilution or matrix	W Sample container temperature is out of limit as specified

Hall Environmental Analysis Laboratory, Inc.

CLIENT: Intera, Inc.

Client Sample ID: SB-12 (0-5)

Project: COA Railyards

Collection Date: 10/26/2016 8:52:00 AM

Lab ID: 1610E23-012

Matrix: MEOH (SOIL) Received Date: 10/28/2016 10:11:00 AM

Analyses	Result	MDL	PQL	Qual	Units	DF	Date Analyzed	Batch ID
EPA METHOD 8015M/D: DIESEL RANGE ORGANICS							Analyst: TOM	
Diesel Range Organics (DRO)	44	1.8	9.6		mg/Kg	1	11/2/2016 11:42:16 PM	28372
Motor Oil Range Organics (MRO)	110	48	48		mg/Kg	1	11/2/2016 11:42:16 PM	28372
Surr: DNOP	102	0	70-130		%Rec	1	11/2/2016 11:42:16 PM	28372
EPA METHOD 8310: PAHS							Analyst: SCC	
Naphthalene	ND	1.8	13	D	mg/Kg	10	11/7/2016 12:22:59 AM	28398
1-Methylnaphthalene	ND	1.9	13	D	mg/Kg	10	11/7/2016 12:22:59 AM	28398
2-Methylnaphthalene	ND	1.8	13	D	mg/Kg	10	11/7/2016 12:22:59 AM	28398
Acenaphthylene	ND	1.7	13	D	mg/Kg	10	11/7/2016 12:22:59 AM	28398
Acenaphthene	ND	1.5	13	D	mg/Kg	10	11/7/2016 12:22:59 AM	28398
Fluorene	ND	0.17	1.5	D	mg/Kg	10	11/7/2016 12:22:59 AM	28398
Phenanthrene	0.48	0.081	0.76	JD	mg/Kg	10	11/7/2016 12:22:59 AM	28398
Anthracene	ND	0.12	0.76	D	mg/Kg	10	11/7/2016 12:22:59 AM	28398
Fluoranthene	0.54	0.17	1.0	JD	mg/Kg	10	11/7/2016 12:22:59 AM	28398
Pyrene	1.0	0.17	1.3	JD	mg/Kg	10	11/7/2016 12:22:59 AM	28398
Benz(a)anthracene	0.39	0.025	0.51	JD	mg/Kg	10	11/7/2016 12:22:59 AM	28398
Chrysene	0.41	0.071	0.51	JD	mg/Kg	10	11/7/2016 12:22:59 AM	28398
Benzo(b)fluoranthene	0.29	0.036	0.51	JD	mg/Kg	10	11/7/2016 12:22:59 AM	28398
Benzo(k)fluoranthene	0.27	0.020	0.51	JD	mg/Kg	10	11/7/2016 12:22:59 AM	28398
Benzo(a)pyrene	0.72	0.020	0.51	D	mg/Kg	10	11/7/2016 12:22:59 AM	28398
Dibenz(a,h)anthracene	0.15	0.025	0.51	JD	mg/Kg	10	11/7/2016 12:22:59 AM	28398
Benzo(g,h,i)perylene	0.63	0.030	0.51	D	mg/Kg	10	11/7/2016 12:22:59 AM	28398
Indeno(1,2,3-cd)pyrene	0.97	0.041	0.51	D	mg/Kg	10	11/7/2016 12:22:59 AM	28398
Surr: Benzo(e)pyrene	0	0	27.4-110	SD	%Rec	10	11/7/2016 12:22:59 AM	28398
EPA METHOD 6010B: SOIL METALS							Analyst: MED	
Antimony	ND	0.99	2.5		mg/Kg	1	10/31/2016 12:39:59 PM	28363
Arsenic	2.6	0.87	2.5		mg/Kg	1	10/31/2016 12:39:59 PM	28363
Chromium	3.3	0.093	0.29		mg/Kg	1	10/31/2016 12:39:59 PM	28363
Iron	7800	37	120		mg/Kg	50	10/31/2016 1:53:34 PM	28363
Lead	490	8.5	12		mg/Kg	50	10/31/2016 1:53:34 PM	28363
Manganese	110	0.053	0.098		mg/Kg	1	10/31/2016 12:39:59 PM	28363
Thallium	ND	0.76	2.5		mg/Kg	1	10/31/2016 12:39:59 PM	28363
EPA METHOD 8260B: VOLATILES							Analyst: DJF	
Benzene	ND	0.014	0.017		mg/Kg	1	10/31/2016 6:58:56 PM	S38351
Toluene	0.0020	0.0020	0.034	J	mg/Kg	1	10/31/2016 6:58:56 PM	S38351
Ethylbenzene	ND	0.0028	0.034		mg/Kg	1	10/31/2016 6:58:56 PM	S38351
Methyl tert-butyl ether (MTBE)	ND	0.011	0.034		mg/Kg	1	10/31/2016 6:58:56 PM	S38351
1,2,4-Trimethylbenzene	ND	0.0025	0.034		mg/Kg	1	10/31/2016 6:58:56 PM	S38351
1,3,5-Trimethylbenzene	ND	0.0025	0.034		mg/Kg	1	10/31/2016 6:58:56 PM	S38351

Refer to the QC Summary report and sample login checklist for flagged QC data and preservation information.

Qualifiers:	* Value exceeds Maximum Contaminant Level.	B Analyte detected in the associated Method Blank
	D Sample Diluted Due to Matrix	E Value above quantitation range
	H Holding times for preparation or analysis exceeded	J Analyte detected below quantitation limits
	ND Not Detected at the Reporting Limit	P Sample pH Not In Range
	R RPD outside accepted recovery limits	RL Reporting Detection Limit
	S % Recovery outside of range due to dilution or matrix	W Sample container temperature is out of limit as specified

Hall Environmental Analysis Laboratory, Inc.**CLIENT:** Intera, Inc.**Client Sample ID:** SB-12 (0-5)**Project:** COA Railyards**Collection Date:** 10/26/2016 8:52:00 AM**Lab ID:** 1610E23-012**Matrix:** MEOH (SOIL) **Received Date:** 10/28/2016 10:11:00 AM

Analyses	Result	MDL	PQL	Qual	Units	DF	Date Analyzed	Batch ID
EPA METHOD 8260B: VOLATILES							Analyst: DJF	
1,2-Dichloroethane (EDC)	ND	0.0090	0.034		mg/Kg	1	10/31/2016 6:58:56 PM	S38351
1,2-Dibromoethane (EDB)	ND	0.0025	0.034		mg/Kg	1	10/31/2016 6:58:56 PM	S38351
Naphthalene	0.023	0.0054	0.069	J	mg/Kg	1	10/31/2016 6:58:56 PM	S38351
1-Methylnaphthalene	0.0079	0.0077	0.14	J	mg/Kg	1	10/31/2016 6:58:56 PM	S38351
2-Methylnaphthalene	0.014	0.0074	0.14	J	mg/Kg	1	10/31/2016 6:58:56 PM	S38351
Acetone	0.10	0.045	0.52	J	mg/Kg	1	10/31/2016 6:58:56 PM	S38351
Bromobenzene	ND	0.0028	0.034		mg/Kg	1	10/31/2016 6:58:56 PM	S38351
Bromodichloromethane	ND	0.0020	0.034		mg/Kg	1	10/31/2016 6:58:56 PM	S38351
Bromoform	ND	0.0042	0.034		mg/Kg	1	10/31/2016 6:58:56 PM	S38351
Bromomethane	0.032	0.013	0.10	J	mg/Kg	1	10/31/2016 6:58:56 PM	S38351
2-Butanone	0.032	0.020	0.34	J	mg/Kg	1	10/31/2016 6:58:56 PM	S38351
Carbon disulfide	ND	0.011	0.34		mg/Kg	1	10/31/2016 6:58:56 PM	S38351
Carbon tetrachloride	ND	0.0023	0.034		mg/Kg	1	10/31/2016 6:58:56 PM	S38351
Chlorobenzene	ND	0.0028	0.034		mg/Kg	1	10/31/2016 6:58:56 PM	S38351
Chloroethane	ND	0.0069	0.069		mg/Kg	1	10/31/2016 6:58:56 PM	S38351
Chloroform	0.017	0.0026	0.034	J	mg/Kg	1	10/31/2016 6:58:56 PM	S38351
Chloromethane	ND	0.0031	0.10		mg/Kg	1	10/31/2016 6:58:56 PM	S38351
2-Chlorotoluene	ND	0.0025	0.034		mg/Kg	1	10/31/2016 6:58:56 PM	S38351
4-Chlorotoluene	ND	0.0030	0.034		mg/Kg	1	10/31/2016 6:58:56 PM	S38351
cis-1,2-DCE	ND	0.0020	0.034		mg/Kg	1	10/31/2016 6:58:56 PM	S38351
cis-1,3-Dichloropropene	ND	0.0032	0.034		mg/Kg	1	10/31/2016 6:58:56 PM	S38351
1,2-Dibromo-3-chloropropane	ND	0.011	0.069		mg/Kg	1	10/31/2016 6:58:56 PM	S38351
Dibromochloromethane	ND	0.0031	0.034		mg/Kg	1	10/31/2016 6:58:56 PM	S38351
Dibromomethane	ND	0.0030	0.034		mg/Kg	1	10/31/2016 6:58:56 PM	S38351
1,2-Dichlorobenzene	ND	0.0030	0.034		mg/Kg	1	10/31/2016 6:58:56 PM	S38351
1,3-Dichlorobenzene	ND	0.0028	0.034		mg/Kg	1	10/31/2016 6:58:56 PM	S38351
1,4-Dichlorobenzene	ND	0.0043	0.034		mg/Kg	1	10/31/2016 6:58:56 PM	S38351
Dichlorodifluoromethane	ND	0.011	0.034		mg/Kg	1	10/31/2016 6:58:56 PM	S38351
1,1-Dichloroethane	ND	0.0019	0.034		mg/Kg	1	10/31/2016 6:58:56 PM	S38351
1,1-Dichloroethene	ND	0.011	0.034		mg/Kg	1	10/31/2016 6:58:56 PM	S38351
1,2-Dichloropropane	ND	0.0029	0.034		mg/Kg	1	10/31/2016 6:58:56 PM	S38351
1,3-Dichloropropane	ND	0.0039	0.034		mg/Kg	1	10/31/2016 6:58:56 PM	S38351
2,2-Dichloropropane	ND	0.0020	0.069		mg/Kg	1	10/31/2016 6:58:56 PM	S38351
1,1-Dichloropropene	ND	0.0027	0.069		mg/Kg	1	10/31/2016 6:58:56 PM	S38351
Hexachlorobutadiene	ND	0.0042	0.069		mg/Kg	1	10/31/2016 6:58:56 PM	S38351
2-Hexanone	ND	0.019	0.34		mg/Kg	1	10/31/2016 6:58:56 PM	S38351
Isopropylbenzene	ND	0.0030	0.034		mg/Kg	1	10/31/2016 6:58:56 PM	S38351
4-Isopropyltoluene	ND	0.0031	0.034		mg/Kg	1	10/31/2016 6:58:56 PM	S38351
4-Methyl-2-pentanone	ND	0.010	0.34		mg/Kg	1	10/31/2016 6:58:56 PM	S38351

Refer to the QC Summary report and sample login checklist for flagged QC data and preservation information.

Qualifiers:	* Value exceeds Maximum Contaminant Level.	B Analyte detected in the associated Method Blank
	D Sample Diluted Due to Matrix	E Value above quantitation range
	H Holding times for preparation or analysis exceeded	J Analyte detected below quantitation limits
	ND Not Detected at the Reporting Limit	P Sample pH Not In Range
	R RPD outside accepted recovery limits	RL Reporting Detection Limit
	S % Recovery outside of range due to dilution or matrix	W Sample container temperature is out of limit as specified

Hall Environmental Analysis Laboratory, Inc.

CLIENT: Intera, Inc.

Client Sample ID: SB-12 (0-5)

Project: COA Railyards

Collection Date: 10/26/2016 8:52:00 AM

Lab ID: 1610E23-012

Matrix: MEOH (SOIL) Received Date: 10/28/2016 10:11:00 AM

Analyses	Result	MDL	PQL	Qual	Units	DF	Date Analyzed	Batch ID
EPA METHOD 8260B: VOLATILES							Analyst: DJF	
Methylene chloride	0.028	0.0099	0.10	J	mg/Kg	1	10/31/2016 6:58:56 PM	S38351
n-Butylbenzene	ND	0.0031	0.10		mg/Kg	1	10/31/2016 6:58:56 PM	S38351
n-Propylbenzene	ND	0.0027	0.034		mg/Kg	1	10/31/2016 6:58:56 PM	S38351
sec-Butylbenzene	ND	0.0048	0.034		mg/Kg	1	10/31/2016 6:58:56 PM	S38351
Styrene	ND	0.0031	0.034		mg/Kg	1	10/31/2016 6:58:56 PM	S38351
tert-Butylbenzene	ND	0.0029	0.034		mg/Kg	1	10/31/2016 6:58:56 PM	S38351
1,1,1,2-Tetrachloroethane	ND	0.0033	0.034		mg/Kg	1	10/31/2016 6:58:56 PM	S38351
1,1,2,2-Tetrachloroethane	ND	0.0056	0.034		mg/Kg	1	10/31/2016 6:58:56 PM	S38351
Tetrachloroethene (PCE)	ND	0.0029	0.034		mg/Kg	1	10/31/2016 6:58:56 PM	S38351
trans-1,2-DCE	ND	0.0097	0.034		mg/Kg	1	10/31/2016 6:58:56 PM	S38351
trans-1,3-Dichloropropene	ND	0.0050	0.034		mg/Kg	1	10/31/2016 6:58:56 PM	S38351
1,2,3-Trichlorobenzene	ND	0.0052	0.069		mg/Kg	1	10/31/2016 6:58:56 PM	S38351
1,2,4-Trichlorobenzene	ND	0.0037	0.034		mg/Kg	1	10/31/2016 6:58:56 PM	S38351
1,1,1-Trichloroethane	ND	0.0021	0.034		mg/Kg	1	10/31/2016 6:58:56 PM	S38351
1,1,2-Trichloroethane	ND	0.0041	0.034		mg/Kg	1	10/31/2016 6:58:56 PM	S38351
Trichloroethene (TCE)	ND	0.0037	0.034		mg/Kg	1	10/31/2016 6:58:56 PM	S38351
Trichlorofluoromethane	ND	0.0026	0.034		mg/Kg	1	10/31/2016 6:58:56 PM	S38351
1,2,3-Trichloropropane	ND	0.0060	0.069		mg/Kg	1	10/31/2016 6:58:56 PM	S38351
Vinyl chloride	ND	0.0028	0.034		mg/Kg	1	10/31/2016 6:58:56 PM	S38351
Xylenes, Total	ND	0.0065	0.069		mg/Kg	1	10/31/2016 6:58:56 PM	S38351
Surr: Dibromofluoromethane	100		70-130		%Rec	1	10/31/2016 6:58:56 PM	S38351
Surr: 1,2-Dichloroethane-d4	97.4		70-130		%Rec	1	10/31/2016 6:58:56 PM	S38351
Surr: Toluene-d8	94.7		70-130		%Rec	1	10/31/2016 6:58:56 PM	S38351
Surr: 4-Bromofluorobenzene	94.1		70-130		%Rec	1	10/31/2016 6:58:56 PM	S38351
EPA METHOD 8015D MOD: GASOLINE RANGE							Analyst: DJF	
Gasoline Range Organics (GRO)	0.54	0.52	3.4	J	mg/Kg	1	10/31/2016 6:58:56 PM	GS3835
Surr: BFB	99.2	0	70-130		%Rec	1	10/31/2016 6:58:56 PM	GS3835

Refer to the QC Summary report and sample login checklist for flagged QC data and preservation information.

Qualifiers:	* Value exceeds Maximum Contaminant Level.	B Analyte detected in the associated Method Blank
	D Sample Diluted Due to Matrix	E Value above quantitation range
	H Holding times for preparation or analysis exceeded	J Analyte detected below quantitation limits
	ND Not Detected at the Reporting Limit	P Sample pH Not In Range
	R RPD outside accepted recovery limits	RL Reporting Detection Limit
	S % Recovery outside of range due to dilution or matrix	W Sample container temperature is out of limit as specified

Hall Environmental Analysis Laboratory, Inc.

CLIENT: Intera, Inc.

Client Sample ID: SB-13 (10-15)

Project: COA Railyards

Collection Date: 10/26/2016 9:30:00 AM

Lab ID: 1610E23-013

Matrix: MEOH (SOIL) Received Date: 10/28/2016 10:11:00 AM

Analyses	Result	MDL	PQL	Qual	Units	DF	Date Analyzed	Batch ID
EPA METHOD 8015M/D: DIESEL RANGE ORGANICS								Analyst: TOM
Diesel Range Organics (DRO)	ND	1.7	9.3		mg/Kg	1	11/1/2016 8:27:10 PM	28372
Motor Oil Range Organics (MRO)	ND	47	47		mg/Kg	1	11/1/2016 8:27:10 PM	28372
Surr: DNOP	96.7	0	70-130		%Rec	1	11/1/2016 8:27:10 PM	28372
EPA METHOD 8310: PAHS								Analyst: SCC
Naphthalene	ND	0.034	0.25		mg/Kg	1	11/7/2016 12:52:12 AM	28398
1-Methylnaphthalene	ND	0.037	0.25		mg/Kg	1	11/7/2016 12:52:12 AM	28398
2-Methylnaphthalene	ND	0.035	0.25		mg/Kg	1	11/7/2016 12:52:12 AM	28398
Acenaphthylene	ND	0.033	0.25		mg/Kg	1	11/7/2016 12:52:12 AM	28398
Acenaphthene	ND	0.030	0.25		mg/Kg	1	11/7/2016 12:52:12 AM	28398
Fluorene	ND	0.0033	0.030		mg/Kg	1	11/7/2016 12:52:12 AM	28398
Phenanthrene	0.0035	0.0016	0.015	J	mg/Kg	1	11/7/2016 12:52:12 AM	28398
Anthracene	ND	0.0024	0.015		mg/Kg	1	11/7/2016 12:52:12 AM	28398
Fluoranthene	ND	0.0033	0.020		mg/Kg	1	11/7/2016 12:52:12 AM	28398
Pyrene	ND	0.0034	0.025		mg/Kg	1	11/7/2016 12:52:12 AM	28398
Benz(a)anthracene	ND	0.00050	0.0099		mg/Kg	1	11/7/2016 12:52:12 AM	28398
Chrysene	ND	0.0014	0.0099		mg/Kg	1	11/7/2016 12:52:12 AM	28398
Benzo(b)fluoranthene	ND	0.00070	0.0099		mg/Kg	1	11/7/2016 12:52:12 AM	28398
Benzo(k)fluoranthene	ND	0.00040	0.0099		mg/Kg	1	11/7/2016 12:52:12 AM	28398
Benzo(a)pyrene	ND	0.00040	0.0099		mg/Kg	1	11/7/2016 12:52:12 AM	28398
Dibenz(a,h)anthracene	ND	0.00050	0.0099		mg/Kg	1	11/7/2016 12:52:12 AM	28398
Benzo(g,h,i)perylene	ND	0.00059	0.0099		mg/Kg	1	11/7/2016 12:52:12 AM	28398
Indeno(1,2,3-cd)pyrene	ND	0.00079	0.0099		mg/Kg	1	11/7/2016 12:52:12 AM	28398
Surr: Benzo(e)pyrene	56.0	0	27.4-110		%Rec	1	11/7/2016 12:52:12 AM	28398
EPA METHOD 6010B: SOIL METALS								Analyst: MED
Antimony	ND	1.0	2.5		mg/Kg	1	10/31/2016 12:43:31 PM	28363
Arsenic	1.2	0.89	2.5	J	mg/Kg	1	10/31/2016 12:43:31 PM	28363
Chromium	3.7	0.094	0.30		mg/Kg	1	10/31/2016 12:43:31 PM	28363
Iron	5300	38	120		mg/Kg	50	10/31/2016 1:55:05 PM	28363
Lead	2.1	0.17	0.25		mg/Kg	1	10/31/2016 12:43:31 PM	28363
Manganese	35	0.053	0.10		mg/Kg	1	10/31/2016 12:43:31 PM	28363
Thallium	ND	0.77	2.5		mg/Kg	1	10/31/2016 12:43:31 PM	28363
EPA METHOD 8260B: VOLATILES								Analyst: DJF
Benzene	ND	0.013	0.016		mg/Kg	1	10/31/2016 7:27:34 PM	S38351
Toluene	ND	0.0019	0.032		mg/Kg	1	10/31/2016 7:27:34 PM	S38351
Ethylbenzene	ND	0.0026	0.032		mg/Kg	1	10/31/2016 7:27:34 PM	S38351
Methyl tert-butyl ether (MTBE)	ND	0.010	0.032		mg/Kg	1	10/31/2016 7:27:34 PM	S38351
1,2,4-Trimethylbenzene	ND	0.0024	0.032		mg/Kg	1	10/31/2016 7:27:34 PM	S38351
1,3,5-Trimethylbenzene	ND	0.0023	0.032		mg/Kg	1	10/31/2016 7:27:34 PM	S38351

Refer to the QC Summary report and sample login checklist for flagged QC data and preservation information.

Qualifiers:	*	Value exceeds Maximum Contaminant Level.	B	Analyte detected in the associated Method Blank
	D	Sample Diluted Due to Matrix	E	Value above quantitation range
	H	Holding times for preparation or analysis exceeded	J	Analyte detected below quantitation limits
	ND	Not Detected at the Reporting Limit	P	Sample pH Not In Range
	R	RPD outside accepted recovery limits	RL	Reporting Detection Limit
	S	% Recovery outside of range due to dilution or matrix	W	Sample container temperature is out of limit as specified

Hall Environmental Analysis Laboratory, Inc.

CLIENT: Intera, Inc.

Client Sample ID: SB-13 (10-15)

Project: COA Railyards

Collection Date: 10/26/2016 9:30:00 AM

Lab ID: 1610E23-013

Matrix: MEOH (SOIL) Received Date: 10/28/2016 10:11:00 AM

Analyses	Result	MDL	PQL	Qual	Units	DF	Date Analyzed	Batch ID
EPA METHOD 8260B: VOLATILES							Analyst: DJF	
1,2-Dichloroethane (EDC)	ND	0.0084	0.032		mg/Kg	1	10/31/2016 7:27:34 PM	S38351
1,2-Dibromoethane (EDB)	ND	0.0023	0.032		mg/Kg	1	10/31/2016 7:27:34 PM	S38351
Naphthalene	ND	0.0050	0.064		mg/Kg	1	10/31/2016 7:27:34 PM	S38351
1-Methylnaphthalene	ND	0.0072	0.13		mg/Kg	1	10/31/2016 7:27:34 PM	S38351
2-Methylnaphthalene	ND	0.0069	0.13		mg/Kg	1	10/31/2016 7:27:34 PM	S38351
Acetone	0.043	0.042	0.48	J	mg/Kg	1	10/31/2016 7:27:34 PM	S38351
Bromobenzene	ND	0.0026	0.032		mg/Kg	1	10/31/2016 7:27:34 PM	S38351
Bromodichloromethane	ND	0.0019	0.032		mg/Kg	1	10/31/2016 7:27:34 PM	S38351
Bromoform	ND	0.0039	0.032		mg/Kg	1	10/31/2016 7:27:34 PM	S38351
Bromomethane	0.019	0.012	0.097	J	mg/Kg	1	10/31/2016 7:27:34 PM	S38351
2-Butanone	ND	0.018	0.32		mg/Kg	1	10/31/2016 7:27:34 PM	S38351
Carbon disulfide	ND	0.011	0.32		mg/Kg	1	10/31/2016 7:27:34 PM	S38351
Carbon tetrachloride	ND	0.0021	0.032		mg/Kg	1	10/31/2016 7:27:34 PM	S38351
Chlorobenzene	ND	0.0026	0.032		mg/Kg	1	10/31/2016 7:27:34 PM	S38351
Chloroethane	ND	0.0064	0.064		mg/Kg	1	10/31/2016 7:27:34 PM	S38351
Chloroform	ND	0.0024	0.032		mg/Kg	1	10/31/2016 7:27:34 PM	S38351
Chloromethane	ND	0.0029	0.097		mg/Kg	1	10/31/2016 7:27:34 PM	S38351
2-Chlorotoluene	ND	0.0024	0.032		mg/Kg	1	10/31/2016 7:27:34 PM	S38351
4-Chlorotoluene	ND	0.0028	0.032		mg/Kg	1	10/31/2016 7:27:34 PM	S38351
cis-1,2-DCE	ND	0.0019	0.032		mg/Kg	1	10/31/2016 7:27:34 PM	S38351
cis-1,3-Dichloropropene	ND	0.0030	0.032		mg/Kg	1	10/31/2016 7:27:34 PM	S38351
1,2-Dibromo-3-chloropropane	ND	0.0099	0.064		mg/Kg	1	10/31/2016 7:27:34 PM	S38351
Dibromochloromethane	ND	0.0029	0.032		mg/Kg	1	10/31/2016 7:27:34 PM	S38351
Dibromomethane	ND	0.0028	0.032		mg/Kg	1	10/31/2016 7:27:34 PM	S38351
1,2-Dichlorobenzene	ND	0.0028	0.032		mg/Kg	1	10/31/2016 7:27:34 PM	S38351
1,3-Dichlorobenzene	ND	0.0026	0.032		mg/Kg	1	10/31/2016 7:27:34 PM	S38351
1,4-Dichlorobenzene	ND	0.0040	0.032		mg/Kg	1	10/31/2016 7:27:34 PM	S38351
Dichlorodifluoromethane	ND	0.010	0.032		mg/Kg	1	10/31/2016 7:27:34 PM	S38351
1,1-Dichloroethane	ND	0.0017	0.032		mg/Kg	1	10/31/2016 7:27:34 PM	S38351
1,1-Dichloroethene	ND	0.011	0.032		mg/Kg	1	10/31/2016 7:27:34 PM	S38351
1,2-Dichloropropane	ND	0.0027	0.032		mg/Kg	1	10/31/2016 7:27:34 PM	S38351
1,3-Dichloropropane	ND	0.0037	0.032		mg/Kg	1	10/31/2016 7:27:34 PM	S38351
2,2-Dichloropropane	ND	0.0018	0.064		mg/Kg	1	10/31/2016 7:27:34 PM	S38351
1,1-Dichloropropene	ND	0.0026	0.064		mg/Kg	1	10/31/2016 7:27:34 PM	S38351
Hexachlorobutadiene	ND	0.0039	0.064		mg/Kg	1	10/31/2016 7:27:34 PM	S38351
2-Hexanone	ND	0.018	0.32		mg/Kg	1	10/31/2016 7:27:34 PM	S38351
Isopropylbenzene	ND	0.0028	0.032		mg/Kg	1	10/31/2016 7:27:34 PM	S38351
4-Isopropyltoluene	ND	0.0029	0.032		mg/Kg	1	10/31/2016 7:27:34 PM	S38351
4-Methyl-2-pentanone	ND	0.0094	0.32		mg/Kg	1	10/31/2016 7:27:34 PM	S38351

Refer to the QC Summary report and sample login checklist for flagged QC data and preservation information.

Qualifiers:	* Value exceeds Maximum Contaminant Level.	B Analyte detected in the associated Method Blank
	D Sample Diluted Due to Matrix	E Value above quantitation range
	H Holding times for preparation or analysis exceeded	J Analyte detected below quantitation limits
	ND Not Detected at the Reporting Limit	P Sample pH Not In Range
	R RPD outside accepted recovery limits	RL Reporting Detection Limit
	S % Recovery outside of range due to dilution or matrix	W Sample container temperature is out of limit as specified

Hall Environmental Analysis Laboratory, Inc.

CLIENT: Intera, Inc.

Client Sample ID: SB-13 (10-15)

Project: COA Railyards

Collection Date: 10/26/2016 9:30:00 AM

Lab ID: 1610E23-013

Matrix: MEOH (SOIL) Received Date: 10/28/2016 10:11:00 AM

Analyses	Result	MDL	PQL	Qual	Units	DF	Date Analyzed	Batch ID
EPA METHOD 8260B: VOLATILES							Analyst: DJF	
Methylene chloride	0.025	0.0093	0.097	J	mg/Kg	1	10/31/2016 7:27:34 PM	S38351
n-Butylbenzene	ND	0.0028	0.097		mg/Kg	1	10/31/2016 7:27:34 PM	S38351
n-Propylbenzene	ND	0.0025	0.032		mg/Kg	1	10/31/2016 7:27:34 PM	S38351
sec-Butylbenzene	ND	0.0045	0.032		mg/Kg	1	10/31/2016 7:27:34 PM	S38351
Styrene	ND	0.0029	0.032		mg/Kg	1	10/31/2016 7:27:34 PM	S38351
tert-Butylbenzene	ND	0.0027	0.032		mg/Kg	1	10/31/2016 7:27:34 PM	S38351
1,1,1,2-Tetrachloroethane	ND	0.0031	0.032		mg/Kg	1	10/31/2016 7:27:34 PM	S38351
1,1,2,2-Tetrachloroethane	ND	0.0052	0.032		mg/Kg	1	10/31/2016 7:27:34 PM	S38351
Tetrachloroethene (PCE)	ND	0.0027	0.032		mg/Kg	1	10/31/2016 7:27:34 PM	S38351
trans-1,2-DCE	ND	0.0090	0.032		mg/Kg	1	10/31/2016 7:27:34 PM	S38351
trans-1,3-Dichloropropene	ND	0.0047	0.032		mg/Kg	1	10/31/2016 7:27:34 PM	S38351
1,2,3-Trichlorobenzene	ND	0.0048	0.064		mg/Kg	1	10/31/2016 7:27:34 PM	S38351
1,2,4-Trichlorobenzene	ND	0.0034	0.032		mg/Kg	1	10/31/2016 7:27:34 PM	S38351
1,1,1-Trichloroethane	ND	0.0020	0.032		mg/Kg	1	10/31/2016 7:27:34 PM	S38351
1,1,2-Trichloroethane	ND	0.0038	0.032		mg/Kg	1	10/31/2016 7:27:34 PM	S38351
Trichloroethene (TCE)	ND	0.0035	0.032		mg/Kg	1	10/31/2016 7:27:34 PM	S38351
Trichlorofluoromethane	ND	0.0024	0.032		mg/Kg	1	10/31/2016 7:27:34 PM	S38351
1,2,3-Trichloropropane	ND	0.0056	0.064		mg/Kg	1	10/31/2016 7:27:34 PM	S38351
Vinyl chloride	ND	0.0026	0.032		mg/Kg	1	10/31/2016 7:27:34 PM	S38351
Xylenes, Total	ND	0.0061	0.064		mg/Kg	1	10/31/2016 7:27:34 PM	S38351
Surr: Dibromofluoromethane	101		70-130		%Rec	1	10/31/2016 7:27:34 PM	S38351
Surr: 1,2-Dichloroethane-d4	95.0		70-130		%Rec	1	10/31/2016 7:27:34 PM	S38351
Surr: Toluene-d8	98.0		70-130		%Rec	1	10/31/2016 7:27:34 PM	S38351
Surr: 4-Bromofluorobenzene	98.4		70-130		%Rec	1	10/31/2016 7:27:34 PM	S38351
EPA METHOD 8015D MOD: GASOLINE RANGE							Analyst: DJF	
Gasoline Range Organics (GRO)	ND	0.48	3.2		mg/Kg	1	10/31/2016 7:27:34 PM	GS3835
Surr: BFB	105	0	70-130		%Rec	1	10/31/2016 7:27:34 PM	GS3835

Refer to the QC Summary report and sample login checklist for flagged QC data and preservation information.

Qualifiers:	* Value exceeds Maximum Contaminant Level.	B Analyte detected in the associated Method Blank
	D Sample Diluted Due to Matrix	E Value above quantitation range
	H Holding times for preparation or analysis exceeded	J Analyte detected below quantitation limits
	ND Not Detected at the Reporting Limit	P Sample pH Not In Range
	R RPD outside accepted recovery limits	RL Reporting Detection Limit
	S % Recovery outside of range due to dilution or matrix	W Sample container temperature is out of limit as specified

Hall Environmental Analysis Laboratory, Inc.

CLIENT: Intera, Inc.

Client Sample ID: SB-14 (5-10)

Project: COA Railyards

Collection Date: 10/26/2016 10:03:00 AM

Lab ID: 1610E23-014

Matrix: MEOH (SOIL) Received Date: 10/28/2016 10:11:00 AM

Analyses	Result	MDL	PQL	Qual	Units	DF	Date Analyzed	Batch ID
EPA METHOD 8015M/D: DIESEL RANGE ORGANICS								Analyst: TOM
Diesel Range Organics (DRO)	1.8	1.8	9.5	J	mg/Kg	1	11/1/2016 8:49:07 PM	28372
Motor Oil Range Organics (MRO)	ND	47	47		mg/Kg	1	11/1/2016 8:49:07 PM	28372
Surr: DNOP	94.3	0	70-130		%Rec	1	11/1/2016 8:49:07 PM	28372
EPA METHOD 8310: PAHS								Analyst: SCC
Naphthalene	0.036	0.034	0.24	J	mg/Kg	1	11/7/2016 1:21:26 AM	28398
1-Methylnaphthalene	ND	0.036	0.24		mg/Kg	1	11/7/2016 1:21:26 AM	28398
2-Methylnaphthalene	ND	0.034	0.24		mg/Kg	1	11/7/2016 1:21:26 AM	28398
Acenaphthylene	ND	0.033	0.24		mg/Kg	1	11/7/2016 1:21:26 AM	28398
Acenaphthene	ND	0.030	0.24		mg/Kg	1	11/7/2016 1:21:26 AM	28398
Fluorene	0.0068	0.0032	0.029	J	mg/Kg	1	11/7/2016 1:21:26 AM	28398
Phenanthrene	0.045	0.0016	0.015		mg/Kg	1	11/7/2016 1:21:26 AM	28398
Anthracene	0.0078	0.0023	0.015	J	mg/Kg	1	11/7/2016 1:21:26 AM	28398
Fluoranthene	0.034	0.0032	0.019		mg/Kg	1	11/7/2016 1:21:26 AM	28398
Pyrene	0.030	0.0033	0.024		mg/Kg	1	11/7/2016 1:21:26 AM	28398
Benz(a)anthracene	0.012	0.00049	0.0097		mg/Kg	1	11/7/2016 1:21:26 AM	28398
Chrysene	0.0054	0.0014	0.0097	J	mg/Kg	1	11/7/2016 1:21:26 AM	28398
Benzo(b)fluoranthene	0.0046	0.00069	0.0097	J	mg/Kg	1	11/7/2016 1:21:26 AM	28398
Benzo(k)fluoranthene	0.0056	0.00039	0.0097	J	mg/Kg	1	11/7/2016 1:21:26 AM	28398
Benzo(a)pyrene	0.011	0.00039	0.0097		mg/Kg	1	11/7/2016 1:21:26 AM	28398
Dibenz(a,h)anthracene	0.0012	0.00049	0.0097	J	mg/Kg	1	11/7/2016 1:21:26 AM	28398
Benzo(g,h,i)perylene	0.0063	0.00058	0.0097	J	mg/Kg	1	11/7/2016 1:21:26 AM	28398
Indeno(1,2,3-cd)pyrene	ND	0.00078	0.0097		mg/Kg	1	11/7/2016 1:21:26 AM	28398
Surr: Benzo(e)pyrene	52.8	0	27.4-110		%Rec	1	11/7/2016 1:21:26 AM	28398
EPA METHOD 6010B: SOIL METALS								Analyst: MED
Antimony	ND	1.0	2.5		mg/Kg	1	10/31/2016 12:46:54 PM	28363
Arsenic	1.5	0.89	2.5	J	mg/Kg	1	10/31/2016 12:46:54 PM	28363
Chromium	5.5	0.094	0.30		mg/Kg	1	10/31/2016 12:46:54 PM	28363
Iron	9800	38	120		mg/Kg	50	10/31/2016 1:56:35 PM	28363
Lead	2.9	0.17	0.25		mg/Kg	1	10/31/2016 12:46:54 PM	28363
Manganese	93	0.053	0.10		mg/Kg	1	10/31/2016 12:46:54 PM	28363
Thallium	ND	0.77	2.5		mg/Kg	1	10/31/2016 12:46:54 PM	28363
EPA METHOD 8260B: VOLATILES								Analyst: DJF
Benzene	ND	0.011	0.013		mg/Kg	1	10/31/2016 7:56:16 PM	S38351
Toluene	ND	0.0016	0.027		mg/Kg	1	10/31/2016 7:56:16 PM	S38351
Ethylbenzene	ND	0.0022	0.027		mg/Kg	1	10/31/2016 7:56:16 PM	S38351
Methyl tert-butyl ether (MTBE)	ND	0.0084	0.027		mg/Kg	1	10/31/2016 7:56:16 PM	S38351
1,2,4-Trimethylbenzene	ND	0.0020	0.027		mg/Kg	1	10/31/2016 7:56:16 PM	S38351
1,3,5-Trimethylbenzene	ND	0.0019	0.027		mg/Kg	1	10/31/2016 7:56:16 PM	S38351

Refer to the QC Summary report and sample login checklist for flagged QC data and preservation information.

Qualifiers:	* Value exceeds Maximum Contaminant Level.	B Analyte detected in the associated Method Blank
	D Sample Diluted Due to Matrix	E Value above quantitation range
	H Holding times for preparation or analysis exceeded	J Analyte detected below quantitation limits
	ND Not Detected at the Reporting Limit	P Sample pH Not In Range
	R RPD outside accepted recovery limits	RL Reporting Detection Limit
	S % Recovery outside of range due to dilution or matrix	W Sample container temperature is out of limit as specified

Hall Environmental Analysis Laboratory, Inc.

CLIENT: Intera, Inc.

Client Sample ID: SB-14 (5-10)

Project: COA Railyards

Collection Date: 10/26/2016 10:03:00 AM

Lab ID: 1610E23-014

Matrix: MEOH (SOIL) Received Date: 10/28/2016 10:11:00 AM

Analyses	Result	MDL	PQL	Qual	Units	DF	Date Analyzed	Batch ID
EPA METHOD 8260B: VOLATILES							Analyst: DJF	
1,2-Dichloroethane (EDC)	ND	0.0070	0.027		mg/Kg	1	10/31/2016 7:56:16 PM	S38351
1,2-Dibromoethane (EDB)	ND	0.0019	0.027		mg/Kg	1	10/31/2016 7:56:16 PM	S38351
Naphthalene	0.021	0.0042	0.053	J	mg/Kg	1	10/31/2016 7:56:16 PM	S38351
1-Methylnaphthalene	0.0068	0.0059	0.11	J	mg/Kg	1	10/31/2016 7:56:16 PM	S38351
2-Methylnaphthalene	0.0099	0.0057	0.11	J	mg/Kg	1	10/31/2016 7:56:16 PM	S38351
Acetone	ND	0.035	0.40		mg/Kg	1	10/31/2016 7:56:16 PM	S38351
Bromobenzene	ND	0.0022	0.027		mg/Kg	1	10/31/2016 7:56:16 PM	S38351
Bromodichloromethane	ND	0.0016	0.027		mg/Kg	1	10/31/2016 7:56:16 PM	S38351
Bromoform	ND	0.0032	0.027		mg/Kg	1	10/31/2016 7:56:16 PM	S38351
Bromomethane	0.012	0.0098	0.080	J	mg/Kg	1	10/31/2016 7:56:16 PM	S38351
2-Butanone	ND	0.015	0.27		mg/Kg	1	10/31/2016 7:56:16 PM	S38351
Carbon disulfide	ND	0.0088	0.27		mg/Kg	1	10/31/2016 7:56:16 PM	S38351
Carbon tetrachloride	ND	0.0018	0.027		mg/Kg	1	10/31/2016 7:56:16 PM	S38351
Chlorobenzene	ND	0.0022	0.027		mg/Kg	1	10/31/2016 7:56:16 PM	S38351
Chloroethane	ND	0.0053	0.053		mg/Kg	1	10/31/2016 7:56:16 PM	S38351
Chloroform	ND	0.0020	0.027		mg/Kg	1	10/31/2016 7:56:16 PM	S38351
Chloromethane	ND	0.0024	0.080		mg/Kg	1	10/31/2016 7:56:16 PM	S38351
2-Chlorotoluene	ND	0.0020	0.027		mg/Kg	1	10/31/2016 7:56:16 PM	S38351
4-Chlorotoluene	ND	0.0024	0.027		mg/Kg	1	10/31/2016 7:56:16 PM	S38351
cis-1,2-DCE	ND	0.0016	0.027		mg/Kg	1	10/31/2016 7:56:16 PM	S38351
cis-1,3-Dichloropropene	ND	0.0025	0.027		mg/Kg	1	10/31/2016 7:56:16 PM	S38351
1,2-Dibromo-3-chloropropane	ND	0.0082	0.053		mg/Kg	1	10/31/2016 7:56:16 PM	S38351
Dibromochloromethane	ND	0.0024	0.027		mg/Kg	1	10/31/2016 7:56:16 PM	S38351
Dibromomethane	ND	0.0023	0.027		mg/Kg	1	10/31/2016 7:56:16 PM	S38351
1,2-Dichlorobenzene	ND	0.0023	0.027		mg/Kg	1	10/31/2016 7:56:16 PM	S38351
1,3-Dichlorobenzene	ND	0.0022	0.027		mg/Kg	1	10/31/2016 7:56:16 PM	S38351
1,4-Dichlorobenzene	ND	0.0033	0.027		mg/Kg	1	10/31/2016 7:56:16 PM	S38351
Dichlorodifluoromethane	ND	0.0083	0.027		mg/Kg	1	10/31/2016 7:56:16 PM	S38351
1,1-Dichloroethane	ND	0.0014	0.027		mg/Kg	1	10/31/2016 7:56:16 PM	S38351
1,1-Dichloroethene	ND	0.0087	0.027		mg/Kg	1	10/31/2016 7:56:16 PM	S38351
1,2-Dichloropropane	ND	0.0022	0.027		mg/Kg	1	10/31/2016 7:56:16 PM	S38351
1,3-Dichloropropane	ND	0.0030	0.027		mg/Kg	1	10/31/2016 7:56:16 PM	S38351
2,2-Dichloropropane	ND	0.0015	0.053		mg/Kg	1	10/31/2016 7:56:16 PM	S38351
1,1-Dichloropropene	ND	0.0021	0.053		mg/Kg	1	10/31/2016 7:56:16 PM	S38351
Hexachlorobutadiene	ND	0.0033	0.053		mg/Kg	1	10/31/2016 7:56:16 PM	S38351
2-Hexanone	ND	0.015	0.27		mg/Kg	1	10/31/2016 7:56:16 PM	S38351
Isopropylbenzene	ND	0.0023	0.027		mg/Kg	1	10/31/2016 7:56:16 PM	S38351
4-Isopropyltoluene	ND	0.0024	0.027		mg/Kg	1	10/31/2016 7:56:16 PM	S38351
4-Methyl-2-pentanone	ND	0.0078	0.27		mg/Kg	1	10/31/2016 7:56:16 PM	S38351

Refer to the QC Summary report and sample login checklist for flagged QC data and preservation information.

Qualifiers:	* Value exceeds Maximum Contaminant Level.	B Analyte detected in the associated Method Blank
	D Sample Diluted Due to Matrix	E Value above quantitation range
	H Holding times for preparation or analysis exceeded	J Analyte detected below quantitation limits
	ND Not Detected at the Reporting Limit	P Sample pH Not In Range
	R RPD outside accepted recovery limits	RL Reporting Detection Limit
	S % Recovery outside of range due to dilution or matrix	W Sample container temperature is out of limit as specified

Hall Environmental Analysis Laboratory, Inc.

CLIENT: Intera, Inc.

Client Sample ID: SB-14 (5-10)

Project: COA Railyards

Collection Date: 10/26/2016 10:03:00 AM

Lab ID: 1610E23-014

Matrix: MEOH (SOIL) Received Date: 10/28/2016 10:11:00 AM

Analyses	Result	MDL	PQL	Qual	Units	DF	Date Analyzed	Batch ID
EPA METHOD 8260B: VOLATILES							Analyst: DJF	
Methylene chloride	0.018	0.0077	0.080	J	mg/Kg	1	10/31/2016 7:56:16 PM	S38351
n-Butylbenzene	ND	0.0024	0.080		mg/Kg	1	10/31/2016 7:56:16 PM	S38351
n-Propylbenzene	0.0042	0.0021	0.027	J	mg/Kg	1	10/31/2016 7:56:16 PM	S38351
sec-Butylbenzene	0.0046	0.0037	0.027	J	mg/Kg	1	10/31/2016 7:56:16 PM	S38351
Styrene	ND	0.0024	0.027		mg/Kg	1	10/31/2016 7:56:16 PM	S38351
tert-Butylbenzene	ND	0.0022	0.027		mg/Kg	1	10/31/2016 7:56:16 PM	S38351
1,1,1,2-Tetrachloroethane	ND	0.0026	0.027		mg/Kg	1	10/31/2016 7:56:16 PM	S38351
1,1,2,2-Tetrachloroethane	ND	0.0043	0.027		mg/Kg	1	10/31/2016 7:56:16 PM	S38351
Tetrachloroethene (PCE)	ND	0.0022	0.027		mg/Kg	1	10/31/2016 7:56:16 PM	S38351
trans-1,2-DCE	ND	0.0075	0.027		mg/Kg	1	10/31/2016 7:56:16 PM	S38351
trans-1,3-Dichloropropene	ND	0.0039	0.027		mg/Kg	1	10/31/2016 7:56:16 PM	S38351
1,2,3-Trichlorobenzene	ND	0.0040	0.053		mg/Kg	1	10/31/2016 7:56:16 PM	S38351
1,2,4-Trichlorobenzene	ND	0.0029	0.027		mg/Kg	1	10/31/2016 7:56:16 PM	S38351
1,1,1-Trichloroethane	ND	0.0016	0.027		mg/Kg	1	10/31/2016 7:56:16 PM	S38351
1,1,2-Trichloroethane	ND	0.0031	0.027		mg/Kg	1	10/31/2016 7:56:16 PM	S38351
Trichloroethene (TCE)	ND	0.0029	0.027		mg/Kg	1	10/31/2016 7:56:16 PM	S38351
Trichlorofluoromethane	ND	0.0020	0.027		mg/Kg	1	10/31/2016 7:56:16 PM	S38351
1,2,3-Trichloropropane	ND	0.0046	0.053		mg/Kg	1	10/31/2016 7:56:16 PM	S38351
Vinyl chloride	ND	0.0022	0.027		mg/Kg	1	10/31/2016 7:56:16 PM	S38351
Xylenes, Total	ND	0.0051	0.053		mg/Kg	1	10/31/2016 7:56:16 PM	S38351
Surr: Dibromofluoromethane	101		70-130		%Rec	1	10/31/2016 7:56:16 PM	S38351
Surr: 1,2-Dichloroethane-d4	91.9		70-130		%Rec	1	10/31/2016 7:56:16 PM	S38351
Surr: Toluene-d8	93.3		70-130		%Rec	1	10/31/2016 7:56:16 PM	S38351
Surr: 4-Bromofluorobenzene	94.7		70-130		%Rec	1	10/31/2016 7:56:16 PM	S38351
EPA METHOD 8015D MOD: GASOLINE RANGE							Analyst: DJF	
Gasoline Range Organics (GRO)	ND	0.40	2.7		mg/Kg	1	10/31/2016 7:56:16 PM	GS3835
Surr: BFB	99.7	0	70-130		%Rec	1	10/31/2016 7:56:16 PM	GS3835

Refer to the QC Summary report and sample login checklist for flagged QC data and preservation information.

Qualifiers:	* Value exceeds Maximum Contaminant Level.	B Analyte detected in the associated Method Blank
	D Sample Diluted Due to Matrix	E Value above quantitation range
	H Holding times for preparation or analysis exceeded	J Analyte detected below quantitation limits
	ND Not Detected at the Reporting Limit	P Sample pH Not In Range
	R RPD outside accepted recovery limits	RL Reporting Detection Limit
	S % Recovery outside of range due to dilution or matrix	W Sample container temperature is out of limit as specified

Hall Environmental Analysis Laboratory, Inc.

CLIENT: Intera, Inc.

Client Sample ID: SB-15 (3-6)

Project: COA Railyards

Collection Date: 10/26/2016 10:35:00 AM

Lab ID: 1610E23-015

Matrix: MEOH (SOIL) Received Date: 10/28/2016 10:11:00 AM

Analyses	Result	MDL	PQL	Qual	Units	DF	Date Analyzed	Batch ID
EPA METHOD 8015M/D: DIESEL RANGE ORGANICS								Analyst: TOM
Diesel Range Organics (DRO)	2.2	1.7	9.2	J	mg/Kg	1	11/1/2016 9:11:00 PM	28372
Motor Oil Range Organics (MRO)	ND	46	46		mg/Kg	1	11/1/2016 9:11:00 PM	28372
Surr: DNOP	93.6	0	70-130		%Rec	1	11/1/2016 9:11:00 PM	28372
EPA METHOD 8310: PAHS								Analyst: SCC
Naphthalene	ND	0.035	0.25		mg/Kg	1	11/7/2016 1:50:38 AM	28398
1-Methylnaphthalene	ND	0.037	0.25		mg/Kg	1	11/7/2016 1:50:38 AM	28398
2-Methylnaphthalene	0.039	0.035	0.25	J	mg/Kg	1	11/7/2016 1:50:38 AM	28398
Acenaphthylene	ND	0.034	0.25		mg/Kg	1	11/7/2016 1:50:38 AM	28398
Acenaphthene	ND	0.031	0.25		mg/Kg	1	11/7/2016 1:50:38 AM	28398
Fluorene	ND	0.0033	0.030		mg/Kg	1	11/7/2016 1:50:38 AM	28398
Phenanthrene	0.0040	0.0016	0.015	J	mg/Kg	1	11/7/2016 1:50:38 AM	28398
Anthracene	ND	0.0024	0.015		mg/Kg	1	11/7/2016 1:50:38 AM	28398
Fluoranthene	ND	0.0033	0.020		mg/Kg	1	11/7/2016 1:50:38 AM	28398
Pyrene	ND	0.0034	0.025		mg/Kg	1	11/7/2016 1:50:38 AM	28398
Benz(a)anthracene	ND	0.00050	0.010		mg/Kg	1	11/7/2016 1:50:38 AM	28398
Chrysene	ND	0.0014	0.010		mg/Kg	1	11/7/2016 1:50:38 AM	28398
Benzo(b)fluoranthene	ND	0.00071	0.010		mg/Kg	1	11/7/2016 1:50:38 AM	28398
Benzo(k)fluoranthene	0.00050	0.00040	0.010	J	mg/Kg	1	11/7/2016 1:50:38 AM	28398
Benzo(a)pyrene	0.00075	0.00040	0.010	J	mg/Kg	1	11/7/2016 1:50:38 AM	28398
Dibenz(a,h)anthracene	ND	0.00050	0.010		mg/Kg	1	11/7/2016 1:50:38 AM	28398
Benzo(g,h,i)perylene	0.0010	0.00060	0.010	J	mg/Kg	1	11/7/2016 1:50:38 AM	28398
Indeno(1,2,3-cd)pyrene	0.0020	0.00080	0.010	J	mg/Kg	1	11/7/2016 1:50:38 AM	28398
Surr: Benzo(e)pyrene	55.7	0	27.4-110		%Rec	1	11/7/2016 1:50:38 AM	28398
EPA METHOD 6010B: SOIL METALS								Analyst: MED
Antimony	ND	1.0	2.5		mg/Kg	1	10/31/2016 12:50:28 PM	28363
Arsenic	2.9	0.88	2.5		mg/Kg	1	10/31/2016 12:50:28 PM	28363
Chromium	7.2	0.094	0.30		mg/Kg	1	10/31/2016 12:50:28 PM	28363
Iron	12000	37	120		mg/Kg	50	10/31/2016 1:58:08 PM	28363
Lead	3.4	0.17	0.25		mg/Kg	1	10/31/2016 12:50:28 PM	28363
Manganese	330	0.11	0.20		mg/Kg	2	10/31/2016 12:52:15 PM	28363
Thallium	ND	0.77	2.5		mg/Kg	1	10/31/2016 12:50:28 PM	28363
EPA METHOD 8260B: VOLATILES								Analyst: DJF
Benzene	ND	0.014	0.018		mg/Kg	1	11/1/2016 1:12:17 AM	S38351
Toluene	ND	0.0021	0.036		mg/Kg	1	11/1/2016 1:12:17 AM	S38351
Ethylbenzene	ND	0.0029	0.036		mg/Kg	1	11/1/2016 1:12:17 AM	S38351
Methyl tert-butyl ether (MTBE)	ND	0.011	0.036		mg/Kg	1	11/1/2016 1:12:17 AM	S38351
1,2,4-Trimethylbenzene	0.0029	0.0026	0.036	J	mg/Kg	1	11/1/2016 1:12:17 AM	S38351
1,3,5-Trimethylbenzene	ND	0.0026	0.036		mg/Kg	1	11/1/2016 1:12:17 AM	S38351

Refer to the QC Summary report and sample login checklist for flagged QC data and preservation information.

Qualifiers:	* Value exceeds Maximum Contaminant Level.	B Analyte detected in the associated Method Blank
	D Sample Diluted Due to Matrix	E Value above quantitation range
	H Holding times for preparation or analysis exceeded	J Analyte detected below quantitation limits
	ND Not Detected at the Reporting Limit	P Sample pH Not In Range
	R RPD outside accepted recovery limits	RL Reporting Detection Limit
	S % Recovery outside of range due to dilution or matrix	W Sample container temperature is out of limit as specified

Hall Environmental Analysis Laboratory, Inc.

CLIENT: Intera, Inc.

Client Sample ID: SB-15 (3-6)

Project: COA Railyards

Collection Date: 10/26/2016 10:35:00 AM

Lab ID: 1610E23-015

Matrix: MEOH (SOIL) Received Date: 10/28/2016 10:11:00 AM

Analyses	Result	MDL	PQL	Qual	Units	DF	Date Analyzed	Batch ID
EPA METHOD 8260B: VOLATILES							Analyst: DJF	
1,2-Dichloroethane (EDC)	ND	0.0093	0.036		mg/Kg	1	11/1/2016 1:12:17 AM	S38351
1,2-Dibromoethane (EDB)	ND	0.0025	0.036		mg/Kg	1	11/1/2016 1:12:17 AM	S38351
Naphthalene	0.0094	0.0056	0.071	J	mg/Kg	1	11/1/2016 1:12:17 AM	S38351
1-Methylnaphthalene	0.012	0.0079	0.14	J	mg/Kg	1	11/1/2016 1:12:17 AM	S38351
2-Methylnaphthalene	0.022	0.0076	0.14	J	mg/Kg	1	11/1/2016 1:12:17 AM	S38351
Acetone	0.074	0.046	0.53	J	mg/Kg	1	11/1/2016 1:12:17 AM	S38351
Bromobenzene	ND	0.0029	0.036		mg/Kg	1	11/1/2016 1:12:17 AM	S38351
Bromodichloromethane	ND	0.0021	0.036		mg/Kg	1	11/1/2016 1:12:17 AM	S38351
Bromoform	ND	0.0043	0.036		mg/Kg	1	11/1/2016 1:12:17 AM	S38351
Bromomethane	0.019	0.013	0.11	J	mg/Kg	1	11/1/2016 1:12:17 AM	S38351
2-Butanone	0.051	0.020	0.36	J	mg/Kg	1	11/1/2016 1:12:17 AM	S38351
Carbon disulfide	ND	0.012	0.36		mg/Kg	1	11/1/2016 1:12:17 AM	S38351
Carbon tetrachloride	ND	0.0023	0.036		mg/Kg	1	11/1/2016 1:12:17 AM	S38351
Chlorobenzene	ND	0.0029	0.036		mg/Kg	1	11/1/2016 1:12:17 AM	S38351
Chloroethane	ND	0.0071	0.071		mg/Kg	1	11/1/2016 1:12:17 AM	S38351
Chloroform	ND	0.0027	0.036		mg/Kg	1	11/1/2016 1:12:17 AM	S38351
Chloromethane	ND	0.0032	0.11		mg/Kg	1	11/1/2016 1:12:17 AM	S38351
2-Chlorotoluene	ND	0.0026	0.036		mg/Kg	1	11/1/2016 1:12:17 AM	S38351
4-Chlorotoluene	ND	0.0032	0.036		mg/Kg	1	11/1/2016 1:12:17 AM	S38351
cis-1,2-DCE	ND	0.0021	0.036		mg/Kg	1	11/1/2016 1:12:17 AM	S38351
cis-1,3-Dichloropropene	ND	0.0033	0.036		mg/Kg	1	11/1/2016 1:12:17 AM	S38351
1,2-Dibromo-3-chloropropane	ND	0.011	0.071		mg/Kg	1	11/1/2016 1:12:17 AM	S38351
Dibromochloromethane	ND	0.0032	0.036		mg/Kg	1	11/1/2016 1:12:17 AM	S38351
Dibromomethane	ND	0.0031	0.036		mg/Kg	1	11/1/2016 1:12:17 AM	S38351
1,2-Dichlorobenzene	ND	0.0031	0.036		mg/Kg	1	11/1/2016 1:12:17 AM	S38351
1,3-Dichlorobenzene	ND	0.0029	0.036		mg/Kg	1	11/1/2016 1:12:17 AM	S38351
1,4-Dichlorobenzene	ND	0.0044	0.036		mg/Kg	1	11/1/2016 1:12:17 AM	S38351
Dichlorodifluoromethane	ND	0.011	0.036		mg/Kg	1	11/1/2016 1:12:17 AM	S38351
1,1-Dichloroethane	ND	0.0019	0.036		mg/Kg	1	11/1/2016 1:12:17 AM	S38351
1,1-Dichloroethene	ND	0.012	0.036		mg/Kg	1	11/1/2016 1:12:17 AM	S38351
1,2-Dichloropropane	ND	0.0030	0.036		mg/Kg	1	11/1/2016 1:12:17 AM	S38351
1,3-Dichloropropane	ND	0.0040	0.036		mg/Kg	1	11/1/2016 1:12:17 AM	S38351
2,2-Dichloropropane	ND	0.0020	0.071		mg/Kg	1	11/1/2016 1:12:17 AM	S38351
1,1-Dichloropropene	ND	0.0028	0.071		mg/Kg	1	11/1/2016 1:12:17 AM	S38351
Hexachlorobutadiene	ND	0.0044	0.071		mg/Kg	1	11/1/2016 1:12:17 AM	S38351
2-Hexanone	ND	0.019	0.36		mg/Kg	1	11/1/2016 1:12:17 AM	S38351
Isopropylbenzene	ND	0.0031	0.036		mg/Kg	1	11/1/2016 1:12:17 AM	S38351
4-Isopropyltoluene	ND	0.0032	0.036		mg/Kg	1	11/1/2016 1:12:17 AM	S38351
4-Methyl-2-pentanone	ND	0.010	0.36		mg/Kg	1	11/1/2016 1:12:17 AM	S38351

Refer to the QC Summary report and sample login checklist for flagged QC data and preservation information.

Qualifiers:	*	Value exceeds Maximum Contaminant Level.	B	Analyte detected in the associated Method Blank
	D	Sample Diluted Due to Matrix	E	Value above quantitation range
	H	Holding times for preparation or analysis exceeded	J	Analyte detected below quantitation limits
	ND	Not Detected at the Reporting Limit	P	Sample pH Not In Range
	R	RPD outside accepted recovery limits	RL	Reporting Detection Limit
	S	% Recovery outside of range due to dilution or matrix	W	Sample container temperature is out of limit as specified

Hall Environmental Analysis Laboratory, Inc.

CLIENT: Intera, Inc.

Client Sample ID: SB-15 (3-6)

Project: COA Railyards

Collection Date: 10/26/2016 10:35:00 AM

Lab ID: 1610E23-015

Matrix: MEOH (SOIL) Received Date: 10/28/2016 10:11:00 AM

Analyses	Result	MDL	PQL	Qual	Units	DF	Date Analyzed	Batch ID
EPA METHOD 8260B: VOLATILES							Analyst: DJF	
Methylene chloride	0.023	0.010	0.11	J	mg/Kg	1	11/1/2016 1:12:17 AM	S38351
n-Butylbenzene	ND	0.0032	0.11		mg/Kg	1	11/1/2016 1:12:17 AM	S38351
n-Propylbenzene	0.0072	0.0027	0.036	J	mg/Kg	1	11/1/2016 1:12:17 AM	S38351
sec-Butylbenzene	0.0070	0.0049	0.036	J	mg/Kg	1	11/1/2016 1:12:17 AM	S38351
Styrene	ND	0.0032	0.036		mg/Kg	1	11/1/2016 1:12:17 AM	S38351
tert-Butylbenzene	ND	0.0030	0.036		mg/Kg	1	11/1/2016 1:12:17 AM	S38351
1,1,1,2-Tetrachloroethane	ND	0.0034	0.036		mg/Kg	1	11/1/2016 1:12:17 AM	S38351
1,1,2,2-Tetrachloroethane	ND	0.0058	0.036		mg/Kg	1	11/1/2016 1:12:17 AM	S38351
Tetrachloroethene (PCE)	ND	0.0030	0.036		mg/Kg	1	11/1/2016 1:12:17 AM	S38351
trans-1,2-DCE	ND	0.010	0.036		mg/Kg	1	11/1/2016 1:12:17 AM	S38351
trans-1,3-Dichloropropene	ND	0.0052	0.036		mg/Kg	1	11/1/2016 1:12:17 AM	S38351
1,2,3-Trichlorobenzene	ND	0.0053	0.071		mg/Kg	1	11/1/2016 1:12:17 AM	S38351
1,2,4-Trichlorobenzene	ND	0.0038	0.036		mg/Kg	1	11/1/2016 1:12:17 AM	S38351
1,1,1-Trichloroethane	ND	0.0022	0.036		mg/Kg	1	11/1/2016 1:12:17 AM	S38351
1,1,2-Trichloroethane	ND	0.0042	0.036		mg/Kg	1	11/1/2016 1:12:17 AM	S38351
Trichloroethene (TCE)	ND	0.0038	0.036		mg/Kg	1	11/1/2016 1:12:17 AM	S38351
Trichlorofluoromethane	ND	0.0027	0.036		mg/Kg	1	11/1/2016 1:12:17 AM	S38351
1,2,3-Trichloropropane	ND	0.0062	0.071		mg/Kg	1	11/1/2016 1:12:17 AM	S38351
Vinyl chloride	ND	0.0029	0.036		mg/Kg	1	11/1/2016 1:12:17 AM	S38351
Xylenes, Total	ND	0.0067	0.071		mg/Kg	1	11/1/2016 1:12:17 AM	S38351
Surr: Dibromofluoromethane	100		70-130		%Rec	1	11/1/2016 1:12:17 AM	S38351
Surr: 1,2-Dichloroethane-d4	92.3		70-130		%Rec	1	11/1/2016 1:12:17 AM	S38351
Surr: Toluene-d8	94.6		70-130		%Rec	1	11/1/2016 1:12:17 AM	S38351
Surr: 4-Bromofluorobenzene	96.2		70-130		%Rec	1	11/1/2016 1:12:17 AM	S38351
EPA METHOD 8015D MOD: GASOLINE RANGE							Analyst: DJF	
Gasoline Range Organics (GRO)	0.76	0.54	3.6	J	mg/Kg	1	11/1/2016 1:12:17 AM	GS3835
Surr: BFB	100	0	70-130		%Rec	1	11/1/2016 1:12:17 AM	GS3835

Refer to the QC Summary report and sample login checklist for flagged QC data and preservation information.

Qualifiers:	* Value exceeds Maximum Contaminant Level.	B Analyte detected in the associated Method Blank
	D Sample Diluted Due to Matrix	E Value above quantitation range
	H Holding times for preparation or analysis exceeded	J Analyte detected below quantitation limits
	ND Not Detected at the Reporting Limit	P Sample pH Not In Range
	R RPD outside accepted recovery limits	RL Reporting Detection Limit
	S % Recovery outside of range due to dilution or matrix	W Sample container temperature is out of limit as specified

Hall Environmental Analysis Laboratory, Inc.

CLIENT: Intera, Inc.

Client Sample ID: SB-16 (5-10)

Project: COA Railyards

Collection Date: 10/26/2016 11:06:00 AM

Lab ID: 1610E23-016

Matrix: MEOH (SOIL) Received Date: 10/28/2016 10:11:00 AM

Analyses	Result	MDL	PQL	Qual	Units	DF	Date Analyzed	Batch ID
EPA METHOD 8015M/D: DIESEL RANGE ORGANICS							Analyst: TOM	
Diesel Range Organics (DRO)	120	1.8	9.9		mg/Kg	1	11/1/2016 9:32:58 PM	28372
Motor Oil Range Organics (MRO)	ND	50	50		mg/Kg	1	11/1/2016 9:32:58 PM	28372
Surr: DNOP	94.2	0	70-130		%Rec	1	11/1/2016 9:32:58 PM	28372
EPA METHOD 8310: PAHS							Analyst: SCC	
Naphthalene	ND	0.035	0.25		mg/Kg	1	11/7/2016 2:19:53 AM	28398
1-Methylnaphthalene	0.46	0.037	0.25		mg/Kg	1	11/7/2016 2:19:53 AM	28398
2-Methylnaphthalene	ND	0.035	0.25		mg/Kg	1	11/7/2016 2:19:53 AM	28398
Acenaphthylene	ND	0.034	0.25		mg/Kg	1	11/7/2016 2:19:53 AM	28398
Acenaphthene	ND	0.031	0.25		mg/Kg	1	11/7/2016 2:19:53 AM	28398
Fluorene	ND	0.0033	0.030		mg/Kg	1	11/7/2016 2:19:53 AM	28398
Phenanthrene	0.030	0.0016	0.015		mg/Kg	1	11/7/2016 2:19:53 AM	28398
Anthracene	ND	0.0024	0.015		mg/Kg	1	11/7/2016 2:19:53 AM	28398
Fluoranthene	0.0035	0.0033	0.020	J	mg/Kg	1	11/7/2016 2:19:53 AM	28398
Pyrene	0.0053	0.0034	0.025	J	mg/Kg	1	11/7/2016 2:19:53 AM	28398
Benz(a)anthracene	0.00076	0.00050	0.010	J	mg/Kg	1	11/7/2016 2:19:53 AM	28398
Chrysene	0.0035	0.0014	0.010	J	mg/Kg	1	11/7/2016 2:19:53 AM	28398
Benzo(b)fluoranthene	ND	0.00071	0.010		mg/Kg	1	11/7/2016 2:19:53 AM	28398
Benzo(k)fluoranthene	0.00050	0.00040	0.010	J	mg/Kg	1	11/7/2016 2:19:53 AM	28398
Benzo(a)pyrene	0.00076	0.00040	0.010	J	mg/Kg	1	11/7/2016 2:19:53 AM	28398
Dibenz(a,h)anthracene	ND	0.00050	0.010		mg/Kg	1	11/7/2016 2:19:53 AM	28398
Benzo(g,h,i)perylene	0.00076	0.00061	0.010	J	mg/Kg	1	11/7/2016 2:19:53 AM	28398
Indeno(1,2,3-cd)pyrene	ND	0.00081	0.010		mg/Kg	1	11/7/2016 2:19:53 AM	28398
Surr: Benzo(e)pyrene	57.4	0	27.4-110		%Rec	1	11/7/2016 2:19:53 AM	28398
EPA METHOD 6010B: SOIL METALS							Analyst: MED	
Antimony	ND	2.0	4.9		mg/Kg	2	10/31/2016 1:02:13 PM	28363
Arsenic	4.2	1.7	4.9	J	mg/Kg	2	10/31/2016 1:02:13 PM	28363
Chromium	8.8	0.18	0.58		mg/Kg	2	10/31/2016 1:02:13 PM	28363
Iron	11000	37	120		mg/Kg	50	10/31/2016 1:59:40 PM	28363
Lead	12	0.34	0.49		mg/Kg	2	10/31/2016 1:02:13 PM	28363
Manganese	120	0.10	0.19		mg/Kg	2	10/31/2016 1:02:13 PM	28363
Thallium	ND	1.5	4.9		mg/Kg	2	10/31/2016 1:02:13 PM	28363
EPA METHOD 8260B: VOLATILES							Analyst: DJF	
Benzene	ND	0.013	0.016		mg/Kg	1	11/1/2016 1:40:55 AM	S38351
Toluene	0.0034	0.0019	0.031	J	mg/Kg	1	11/1/2016 1:40:55 AM	S38351
Ethylbenzene	0.086	0.0026	0.031		mg/Kg	1	11/1/2016 1:40:55 AM	S38351
Methyl tert-butyl ether (MTBE)	ND	0.0099	0.031		mg/Kg	1	11/1/2016 1:40:55 AM	S38351
1,2,4-Trimethylbenzene	0.0028	0.0023	0.031	J	mg/Kg	1	11/1/2016 1:40:55 AM	S38351
1,3,5-Trimethylbenzene	ND	0.0023	0.031		mg/Kg	1	11/1/2016 1:40:55 AM	S38351

Refer to the QC Summary report and sample login checklist for flagged QC data and preservation information.

Qualifiers:	*	Value exceeds Maximum Contaminant Level.	B	Analyte detected in the associated Method Blank
	D	Sample Diluted Due to Matrix	E	Value above quantitation range
	H	Holding times for preparation or analysis exceeded	J	Analyte detected below quantitation limits
	ND	Not Detected at the Reporting Limit	P	Sample pH Not In Range
	R	RPD outside accepted recovery limits	RL	Reporting Detection Limit
	S	% Recovery outside of range due to dilution or matrix	W	Sample container temperature is out of limit as specified

Hall Environmental Analysis Laboratory, Inc.

CLIENT: Intera, Inc.

Client Sample ID: SB-16 (5-10)

Project: COA Railyards

Collection Date: 10/26/2016 11:06:00 AM

Lab ID: 1610E23-016

Matrix: MEOH (SOIL) Received Date: 10/28/2016 10:11:00 AM

Analyses	Result	MDL	PQL	Qual	Units	DF	Date Analyzed	Batch ID
EPA METHOD 8260B: VOLATILES							Analyst: DJF	
1,2-Dichloroethane (EDC)	ND	0.0082	0.031		mg/Kg	1	11/1/2016 1:40:55 AM	S38351
1,2-Dibromoethane (EDB)	ND	0.0022	0.031		mg/Kg	1	11/1/2016 1:40:55 AM	S38351
Naphthalene	0.013	0.0049	0.063	J	mg/Kg	1	11/1/2016 1:40:55 AM	S38351
1-Methylnaphthalene	0.66	0.0070	0.13		mg/Kg	1	11/1/2016 1:40:55 AM	S38351
2-Methylnaphthalene	0.0072	0.0067	0.13	J	mg/Kg	1	11/1/2016 1:40:55 AM	S38351
Acetone	0.053	0.041	0.47	J	mg/Kg	1	11/1/2016 1:40:55 AM	S38351
Bromobenzene	ND	0.0025	0.031		mg/Kg	1	11/1/2016 1:40:55 AM	S38351
Bromodichloromethane	ND	0.0018	0.031		mg/Kg	1	11/1/2016 1:40:55 AM	S38351
Bromoform	ND	0.0038	0.031		mg/Kg	1	11/1/2016 1:40:55 AM	S38351
Bromomethane	0.016	0.012	0.094	J	mg/Kg	1	11/1/2016 1:40:55 AM	S38351
2-Butanone	0.083	0.018	0.31	J	mg/Kg	1	11/1/2016 1:40:55 AM	S38351
Carbon disulfide	0.012	0.010	0.31	J	mg/Kg	1	11/1/2016 1:40:55 AM	S38351
Carbon tetrachloride	ND	0.0021	0.031		mg/Kg	1	11/1/2016 1:40:55 AM	S38351
Chlorobenzene	ND	0.0026	0.031		mg/Kg	1	11/1/2016 1:40:55 AM	S38351
Chloroethane	ND	0.0063	0.063		mg/Kg	1	11/1/2016 1:40:55 AM	S38351
Chloroform	ND	0.0024	0.031		mg/Kg	1	11/1/2016 1:40:55 AM	S38351
Chloromethane	0.011	0.0028	0.094	J	mg/Kg	1	11/1/2016 1:40:55 AM	S38351
2-Chlorotoluene	ND	0.0023	0.031		mg/Kg	1	11/1/2016 1:40:55 AM	S38351
4-Chlorotoluene	ND	0.0028	0.031		mg/Kg	1	11/1/2016 1:40:55 AM	S38351
cis-1,2-DCE	ND	0.0018	0.031		mg/Kg	1	11/1/2016 1:40:55 AM	S38351
cis-1,3-Dichloropropene	ND	0.0029	0.031		mg/Kg	1	11/1/2016 1:40:55 AM	S38351
1,2-Dibromo-3-chloropropane	ND	0.0096	0.063		mg/Kg	1	11/1/2016 1:40:55 AM	S38351
Dibromochloromethane	ND	0.0028	0.031		mg/Kg	1	11/1/2016 1:40:55 AM	S38351
Dibromomethane	ND	0.0027	0.031		mg/Kg	1	11/1/2016 1:40:55 AM	S38351
1,2-Dichlorobenzene	ND	0.0027	0.031		mg/Kg	1	11/1/2016 1:40:55 AM	S38351
1,3-Dichlorobenzene	ND	0.0026	0.031		mg/Kg	1	11/1/2016 1:40:55 AM	S38351
1,4-Dichlorobenzene	ND	0.0039	0.031		mg/Kg	1	11/1/2016 1:40:55 AM	S38351
Dichlorodifluoromethane	ND	0.0097	0.031		mg/Kg	1	11/1/2016 1:40:55 AM	S38351
1,1-Dichloroethane	ND	0.0017	0.031		mg/Kg	1	11/1/2016 1:40:55 AM	S38351
1,1-Dichloroethene	ND	0.010	0.031		mg/Kg	1	11/1/2016 1:40:55 AM	S38351
1,2-Dichloropropane	ND	0.0026	0.031		mg/Kg	1	11/1/2016 1:40:55 AM	S38351
1,3-Dichloropropane	ND	0.0036	0.031		mg/Kg	1	11/1/2016 1:40:55 AM	S38351
2,2-Dichloropropane	ND	0.0018	0.063		mg/Kg	1	11/1/2016 1:40:55 AM	S38351
1,1-Dichloropropene	ND	0.0025	0.063		mg/Kg	1	11/1/2016 1:40:55 AM	S38351
Hexachlorobutadiene	ND	0.0038	0.063		mg/Kg	1	11/1/2016 1:40:55 AM	S38351
2-Hexanone	ND	0.017	0.31		mg/Kg	1	11/1/2016 1:40:55 AM	S38351
Isopropylbenzene	0.14	0.0027	0.031		mg/Kg	1	11/1/2016 1:40:55 AM	S38351
4-Isopropyltoluene	0.054	0.0028	0.031		mg/Kg	1	11/1/2016 1:40:55 AM	S38351
4-Methyl-2-pentanone	ND	0.0092	0.31		mg/Kg	1	11/1/2016 1:40:55 AM	S38351

Refer to the QC Summary report and sample login checklist for flagged QC data and preservation information.

Qualifiers:	* Value exceeds Maximum Contaminant Level.	B Analyte detected in the associated Method Blank
	D Sample Diluted Due to Matrix	E Value above quantitation range
	H Holding times for preparation or analysis exceeded	J Analyte detected below quantitation limits
	ND Not Detected at the Reporting Limit	P Sample pH Not In Range
	R RPD outside accepted recovery limits	RL Reporting Detection Limit
	S % Recovery outside of range due to dilution or matrix	W Sample container temperature is out of limit as specified

Hall Environmental Analysis Laboratory, Inc.

CLIENT: Intera, Inc.

Client Sample ID: SB-16 (5-10)

Project: COA Railyards

Collection Date: 10/26/2016 11:06:00 AM

Lab ID: 1610E23-016

Matrix: MEOH (SOIL) Received Date: 10/28/2016 10:11:00 AM

Analyses	Result	MDL	PQL	Qual	Units	DF	Date Analyzed	Batch ID
EPA METHOD 8260B: VOLATILES							Analyst: DJF	
Methylene chloride	0.021	0.0091	0.094	J	mg/Kg	1	11/1/2016 1:40:55 AM	S38351
n-Butylbenzene	0.19	0.0028	0.094		mg/Kg	1	11/1/2016 1:40:55 AM	S38351
n-Propylbenzene	0.38	0.0024	0.031		mg/Kg	1	11/1/2016 1:40:55 AM	S38351
sec-Butylbenzene	0.10	0.0044	0.031		mg/Kg	1	11/1/2016 1:40:55 AM	S38351
Styrene	ND	0.0028	0.031		mg/Kg	1	11/1/2016 1:40:55 AM	S38351
tert-Butylbenzene	0.015	0.0026	0.031	J	mg/Kg	1	11/1/2016 1:40:55 AM	S38351
1,1,1,2-Tetrachloroethane	ND	0.0030	0.031		mg/Kg	1	11/1/2016 1:40:55 AM	S38351
1,1,2,2-Tetrachloroethane	ND	0.0051	0.031		mg/Kg	1	11/1/2016 1:40:55 AM	S38351
Tetrachloroethene (PCE)	ND	0.0026	0.031		mg/Kg	1	11/1/2016 1:40:55 AM	S38351
trans-1,2-DCE	ND	0.0088	0.031		mg/Kg	1	11/1/2016 1:40:55 AM	S38351
trans-1,3-Dichloropropene	ND	0.0046	0.031		mg/Kg	1	11/1/2016 1:40:55 AM	S38351
1,2,3-Trichlorobenzene	ND	0.0047	0.063		mg/Kg	1	11/1/2016 1:40:55 AM	S38351
1,2,4-Trichlorobenzene	ND	0.0034	0.031		mg/Kg	1	11/1/2016 1:40:55 AM	S38351
1,1,1-Trichloroethane	ND	0.0019	0.031		mg/Kg	1	11/1/2016 1:40:55 AM	S38351
1,1,2-Trichloroethane	ND	0.0037	0.031		mg/Kg	1	11/1/2016 1:40:55 AM	S38351
Trichloroethene (TCE)	ND	0.0034	0.031		mg/Kg	1	11/1/2016 1:40:55 AM	S38351
Trichlorofluoromethane	ND	0.0024	0.031		mg/Kg	1	11/1/2016 1:40:55 AM	S38351
1,2,3-Trichloropropane	ND	0.0054	0.063		mg/Kg	1	11/1/2016 1:40:55 AM	S38351
Vinyl chloride	ND	0.0026	0.031		mg/Kg	1	11/1/2016 1:40:55 AM	S38351
Xylenes, Total	ND	0.0060	0.063		mg/Kg	1	11/1/2016 1:40:55 AM	S38351
Surr: Dibromofluoromethane	96.6		70-130		%Rec	1	11/1/2016 1:40:55 AM	S38351
Surr: 1,2-Dichloroethane-d4	94.1		70-130		%Rec	1	11/1/2016 1:40:55 AM	S38351
Surr: Toluene-d8	92.5		70-130		%Rec	1	11/1/2016 1:40:55 AM	S38351
Surr: 4-Bromofluorobenzene	129		70-130		%Rec	1	11/1/2016 1:40:55 AM	S38351
EPA METHOD 8015D MOD: GASOLINE RANGE							Analyst: DJF	
Gasoline Range Organics (GRO)	92	0.47	3.1		mg/Kg	1	11/1/2016 1:40:55 AM	GS3835
Surr: BFB	150	0	70-130	S	%Rec	1	11/1/2016 1:40:55 AM	GS3835

Refer to the QC Summary report and sample login checklist for flagged QC data and preservation information.

Qualifiers:	* Value exceeds Maximum Contaminant Level.	B Analyte detected in the associated Method Blank
	D Sample Diluted Due to Matrix	E Value above quantitation range
	H Holding times for preparation or analysis exceeded	J Analyte detected below quantitation limits
	ND Not Detected at the Reporting Limit	P Sample pH Not In Range
	R RPD outside accepted recovery limits	RL Reporting Detection Limit
	S % Recovery outside of range due to dilution or matrix	W Sample container temperature is out of limit as specified

Hall Environmental Analysis Laboratory, Inc.

CLIENT: Intera, Inc.

Client Sample ID: SB-17 (3-6)

Project: COA Railyards

Collection Date: 10/26/2016 11:40:00 AM

Lab ID: 1610E23-017

Matrix: MEOH (SOIL) Received Date: 10/28/2016 10:11:00 AM

Analyses	Result	MDL	PQL	Qual	Units	DF	Date Analyzed	Batch ID
EPA METHOD 8015M/D: DIESEL RANGE ORGANICS								Analyst: TOM
Diesel Range Organics (DRO)	ND	1.9	10		mg/Kg	1	11/1/2016 9:54:52 PM	28372
Motor Oil Range Organics (MRO)	ND	50	50		mg/Kg	1	11/1/2016 9:54:52 PM	28372
Surr: DNOP	92.1	0	70-130		%Rec	1	11/1/2016 9:54:52 PM	28372
EPA METHOD 8310: PAHS								Analyst: SCC
Naphthalene	ND	0.035	0.25		mg/Kg	1	11/7/2016 2:49:07 AM	28398
1-Methylnaphthalene	ND	0.037	0.25		mg/Kg	1	11/7/2016 2:49:07 AM	28398
2-Methylnaphthalene	ND	0.035	0.25		mg/Kg	1	11/7/2016 2:49:07 AM	28398
Acenaphthylene	ND	0.033	0.25		mg/Kg	1	11/7/2016 2:49:07 AM	28398
Acenaphthene	ND	0.031	0.25		mg/Kg	1	11/7/2016 2:49:07 AM	28398
Fluorene	ND	0.0033	0.030		mg/Kg	1	11/7/2016 2:49:07 AM	28398
Phenanthrene	0.0070	0.0016	0.015	J	mg/Kg	1	11/7/2016 2:49:07 AM	28398
Anthracene	ND	0.0024	0.015		mg/Kg	1	11/7/2016 2:49:07 AM	28398
Fluoranthene	0.0075	0.0033	0.020	J	mg/Kg	1	11/7/2016 2:49:07 AM	28398
Pyrene	0.0075	0.0034	0.025	J	mg/Kg	1	11/7/2016 2:49:07 AM	28398
Benz(a)anthracene	0.0020	0.00050	0.010	J	mg/Kg	1	11/7/2016 2:49:07 AM	28398
Chrysene	0.0025	0.0014	0.010	J	mg/Kg	1	11/7/2016 2:49:07 AM	28398
Benzo(b)fluoranthene	ND	0.00071	0.010		mg/Kg	1	11/7/2016 2:49:07 AM	28398
Benzo(k)fluoranthene	0.0015	0.00040	0.010	J	mg/Kg	1	11/7/2016 2:49:07 AM	28398
Benzo(a)pyrene	0.0025	0.00040	0.010	J	mg/Kg	1	11/7/2016 2:49:07 AM	28398
Dibenz(a,h)anthracene	ND	0.00050	0.010		mg/Kg	1	11/7/2016 2:49:07 AM	28398
Benzo(g,h,i)perylene	0.0020	0.00060	0.010	J	mg/Kg	1	11/7/2016 2:49:07 AM	28398
Indeno(1,2,3-cd)pyrene	0.0010	0.00080	0.010	J	mg/Kg	1	11/7/2016 2:49:07 AM	28398
Surr: Benzo(e)pyrene	56.2	0	27.4-110		%Rec	1	11/7/2016 2:49:07 AM	28398
EPA METHOD 6010B: SOIL METALS								Analyst: MED
Antimony	ND	1.0	2.5		mg/Kg	1	10/31/2016 1:04:02 PM	28363
Arsenic	3.6	0.88	2.5		mg/Kg	1	10/31/2016 1:04:02 PM	28363
Chromium	8.2	0.094	0.30		mg/Kg	1	10/31/2016 1:04:02 PM	28363
Iron	15000	75	250		mg/Kg	100	11/2/2016 10:41:09 AM	28363
Lead	4.9	0.17	0.25		mg/Kg	1	10/31/2016 1:04:02 PM	28363
Manganese	1100	0.27	0.50		mg/Kg	5	11/4/2016 10:28:42 AM	28363
Thallium	ND	0.77	2.5		mg/Kg	1	10/31/2016 1:04:02 PM	28363
EPA METHOD 8260B: VOLATILES								Analyst: DJF
Benzene	ND	0.010	0.013		mg/Kg	1	11/1/2016 2:09:33 AM	S38351
Toluene	ND	0.0015	0.026		mg/Kg	1	11/1/2016 2:09:33 AM	S38351
Ethylbenzene	ND	0.0021	0.026		mg/Kg	1	11/1/2016 2:09:33 AM	S38351
Methyl tert-butyl ether (MTBE)	ND	0.0080	0.026		mg/Kg	1	11/1/2016 2:09:33 AM	S38351
1,2,4-Trimethylbenzene	ND	0.0019	0.026		mg/Kg	1	11/1/2016 2:09:33 AM	S38351
1,3,5-Trimethylbenzene	ND	0.0019	0.026		mg/Kg	1	11/1/2016 2:09:33 AM	S38351

Refer to the QC Summary report and sample login checklist for flagged QC data and preservation information.

Qualifiers:	*	Value exceeds Maximum Contaminant Level.	B	Analyte detected in the associated Method Blank
	D	Sample Diluted Due to Matrix	E	Value above quantitation range
	H	Holding times for preparation or analysis exceeded	J	Analyte detected below quantitation limits
	ND	Not Detected at the Reporting Limit	P	Sample pH Not In Range
	R	RPD outside accepted recovery limits	RL	Reporting Detection Limit
	S	% Recovery outside of range due to dilution or matrix	W	Sample container temperature is out of limit as specified

Hall Environmental Analysis Laboratory, Inc.

CLIENT: Intera, Inc.

Client Sample ID: SB-17 (3-6)

Project: COA Railyards

Collection Date: 10/26/2016 11:40:00 AM

Lab ID: 1610E23-017

Matrix: MEOH (SOIL) Received Date: 10/28/2016 10:11:00 AM

Analyses	Result	MDL	PQL	Qual	Units	DF	Date Analyzed	Batch ID
EPA METHOD 8260B: VOLATILES							Analyst: DJF	
1,2-Dichloroethane (EDC)	ND	0.0067	0.026		mg/Kg	1	11/1/2016 2:09:33 AM	S38351
1,2-Dibromoethane (EDB)	ND	0.0018	0.026		mg/Kg	1	11/1/2016 2:09:33 AM	S38351
Naphthalene	ND	0.0040	0.051		mg/Kg	1	11/1/2016 2:09:33 AM	S38351
1-Methylnaphthalene	0.031	0.0057	0.10	J	mg/Kg	1	11/1/2016 2:09:33 AM	S38351
2-Methylnaphthalene	ND	0.0055	0.10		mg/Kg	1	11/1/2016 2:09:33 AM	S38351
Acetone	ND	0.033	0.38		mg/Kg	1	11/1/2016 2:09:33 AM	S38351
Bromobenzene	ND	0.0021	0.026		mg/Kg	1	11/1/2016 2:09:33 AM	S38351
Bromodichloromethane	ND	0.0015	0.026		mg/Kg	1	11/1/2016 2:09:33 AM	S38351
Bromoform	ND	0.0031	0.026		mg/Kg	1	11/1/2016 2:09:33 AM	S38351
Bromomethane	ND	0.0094	0.077		mg/Kg	1	11/1/2016 2:09:33 AM	S38351
2-Butanone	0.027	0.015	0.26	J	mg/Kg	1	11/1/2016 2:09:33 AM	S38351
Carbon disulfide	ND	0.0084	0.26		mg/Kg	1	11/1/2016 2:09:33 AM	S38351
Carbon tetrachloride	ND	0.0017	0.026		mg/Kg	1	11/1/2016 2:09:33 AM	S38351
Chlorobenzene	ND	0.0021	0.026		mg/Kg	1	11/1/2016 2:09:33 AM	S38351
Chloroethane	ND	0.0051	0.051		mg/Kg	1	11/1/2016 2:09:33 AM	S38351
Chloroform	ND	0.0019	0.026		mg/Kg	1	11/1/2016 2:09:33 AM	S38351
Chloromethane	ND	0.0023	0.077		mg/Kg	1	11/1/2016 2:09:33 AM	S38351
2-Chlorotoluene	ND	0.0019	0.026		mg/Kg	1	11/1/2016 2:09:33 AM	S38351
4-Chlorotoluene	ND	0.0023	0.026		mg/Kg	1	11/1/2016 2:09:33 AM	S38351
cis-1,2-DCE	ND	0.0015	0.026		mg/Kg	1	11/1/2016 2:09:33 AM	S38351
cis-1,3-Dichloropropene	ND	0.0024	0.026		mg/Kg	1	11/1/2016 2:09:33 AM	S38351
1,2-Dibromo-3-chloropropane	ND	0.0078	0.051		mg/Kg	1	11/1/2016 2:09:33 AM	S38351
Dibromochloromethane	ND	0.0023	0.026		mg/Kg	1	11/1/2016 2:09:33 AM	S38351
Dibromomethane	ND	0.0022	0.026		mg/Kg	1	11/1/2016 2:09:33 AM	S38351
1,2-Dichlorobenzene	ND	0.0022	0.026		mg/Kg	1	11/1/2016 2:09:33 AM	S38351
1,3-Dichlorobenzene	ND	0.0021	0.026		mg/Kg	1	11/1/2016 2:09:33 AM	S38351
1,4-Dichlorobenzene	ND	0.0032	0.026		mg/Kg	1	11/1/2016 2:09:33 AM	S38351
Dichlorodifluoromethane	ND	0.0079	0.026		mg/Kg	1	11/1/2016 2:09:33 AM	S38351
1,1-Dichloroethane	ND	0.0014	0.026		mg/Kg	1	11/1/2016 2:09:33 AM	S38351
1,1-Dichloroethene	ND	0.0084	0.026		mg/Kg	1	11/1/2016 2:09:33 AM	S38351
1,2-Dichloropropane	ND	0.0021	0.026		mg/Kg	1	11/1/2016 2:09:33 AM	S38351
1,3-Dichloropropane	ND	0.0029	0.026		mg/Kg	1	11/1/2016 2:09:33 AM	S38351
2,2-Dichloropropane	ND	0.0015	0.051		mg/Kg	1	11/1/2016 2:09:33 AM	S38351
1,1-Dichloropropene	ND	0.0020	0.051		mg/Kg	1	11/1/2016 2:09:33 AM	S38351
Hexachlorobutadiene	ND	0.0031	0.051		mg/Kg	1	11/1/2016 2:09:33 AM	S38351
2-Hexanone	ND	0.014	0.26		mg/Kg	1	11/1/2016 2:09:33 AM	S38351
Isopropylbenzene	ND	0.0022	0.026		mg/Kg	1	11/1/2016 2:09:33 AM	S38351
4-Isopropyltoluene	ND	0.0023	0.026		mg/Kg	1	11/1/2016 2:09:33 AM	S38351
4-Methyl-2-pentanone	ND	0.0075	0.26		mg/Kg	1	11/1/2016 2:09:33 AM	S38351

Refer to the QC Summary report and sample login checklist for flagged QC data and preservation information.

Qualifiers:	*	Value exceeds Maximum Contaminant Level.	B	Analyte detected in the associated Method Blank
	D	Sample Diluted Due to Matrix	E	Value above quantitation range
	H	Holding times for preparation or analysis exceeded	J	Analyte detected below quantitation limits
	ND	Not Detected at the Reporting Limit	P	Sample pH Not In Range
	R	RPD outside accepted recovery limits	RL	Reporting Detection Limit
	S	% Recovery outside of range due to dilution or matrix	W	Sample container temperature is out of limit as specified

Hall Environmental Analysis Laboratory, Inc.**CLIENT:** Intera, Inc.**Client Sample ID:** SB-17 (3-6)**Project:** COA Railyards**Collection Date:** 10/26/2016 11:40:00 AM**Lab ID:** 1610E23-017**Matrix:** MEOH (SOIL) **Received Date:** 10/28/2016 10:11:00 AM

Analyses	Result	MDL	PQL	Qual	Units	DF	Date Analyzed	Batch ID
EPA METHOD 8260B: VOLATILES							Analyst: DJF	
Methylene chloride	0.016	0.0074	0.077	J	mg/Kg	1	11/1/2016 2:09:33 AM	S38351
n-Butylbenzene	ND	0.0023	0.077		mg/Kg	1	11/1/2016 2:09:33 AM	S38351
n-Propylbenzene	ND	0.0020	0.026		mg/Kg	1	11/1/2016 2:09:33 AM	S38351
sec-Butylbenzene	ND	0.0035	0.026		mg/Kg	1	11/1/2016 2:09:33 AM	S38351
Styrene	ND	0.0023	0.026		mg/Kg	1	11/1/2016 2:09:33 AM	S38351
tert-Butylbenzene	ND	0.0021	0.026		mg/Kg	1	11/1/2016 2:09:33 AM	S38351
1,1,1,2-Tetrachloroethane	ND	0.0024	0.026		mg/Kg	1	11/1/2016 2:09:33 AM	S38351
1,1,2,2-Tetrachloroethane	ND	0.0041	0.026		mg/Kg	1	11/1/2016 2:09:33 AM	S38351
Tetrachloroethene (PCE)	ND	0.0021	0.026		mg/Kg	1	11/1/2016 2:09:33 AM	S38351
trans-1,2-DCE	ND	0.0072	0.026		mg/Kg	1	11/1/2016 2:09:33 AM	S38351
trans-1,3-Dichloropropene	ND	0.0037	0.026		mg/Kg	1	11/1/2016 2:09:33 AM	S38351
1,2,3-Trichlorobenzene	ND	0.0038	0.051		mg/Kg	1	11/1/2016 2:09:33 AM	S38351
1,2,4-Trichlorobenzene	ND	0.0027	0.026		mg/Kg	1	11/1/2016 2:09:33 AM	S38351
1,1,1-Trichloroethane	ND	0.0016	0.026		mg/Kg	1	11/1/2016 2:09:33 AM	S38351
1,1,2-Trichloroethane	ND	0.0030	0.026		mg/Kg	1	11/1/2016 2:09:33 AM	S38351
Trichloroethene (TCE)	ND	0.0027	0.026		mg/Kg	1	11/1/2016 2:09:33 AM	S38351
Trichlorofluoromethane	ND	0.0019	0.026		mg/Kg	1	11/1/2016 2:09:33 AM	S38351
1,2,3-Trichloropropane	ND	0.0044	0.051		mg/Kg	1	11/1/2016 2:09:33 AM	S38351
Vinyl chloride	ND	0.0021	0.026		mg/Kg	1	11/1/2016 2:09:33 AM	S38351
Xylenes, Total	ND	0.0048	0.051		mg/Kg	1	11/1/2016 2:09:33 AM	S38351
Surr: Dibromofluoromethane	99.4		70-130		%Rec	1	11/1/2016 2:09:33 AM	S38351
Surr: 1,2-Dichloroethane-d4	96.2		70-130		%Rec	1	11/1/2016 2:09:33 AM	S38351
Surr: Toluene-d8	95.4		70-130		%Rec	1	11/1/2016 2:09:33 AM	S38351
Surr: 4-Bromofluorobenzene	96.2		70-130		%Rec	1	11/1/2016 2:09:33 AM	S38351
EPA METHOD 8015D MOD: GASOLINE RANGE							Analyst: DJF	
Gasoline Range Organics (GRO)	0.77	0.38	2.6	J	mg/Kg	1	11/1/2016 2:09:33 AM	GS3835
Surr: BFB	102	0	70-130		%Rec	1	11/1/2016 2:09:33 AM	GS3835

Refer to the QC Summary report and sample login checklist for flagged QC data and preservation information.

Qualifiers:	* Value exceeds Maximum Contaminant Level.	B Analyte detected in the associated Method Blank
	D Sample Diluted Due to Matrix	E Value above quantitation range
	H Holding times for preparation or analysis exceeded	J Analyte detected below quantitation limits
	ND Not Detected at the Reporting Limit	P Sample pH Not In Range
	R RPD outside accepted recovery limits	RL Reporting Detection Limit
	S % Recovery outside of range due to dilution or matrix	W Sample container temperature is out of limit as specified

Hall Environmental Analysis Laboratory, Inc.

CLIENT: Intera, Inc.

Client Sample ID: SB-18 (3-6)

Project: COA Railyards

Collection Date: 10/26/2016 12:02:00 PM

Lab ID: 1610E23-018

Matrix: MEOH (SOIL) Received Date: 10/28/2016 10:11:00 AM

Analyses	Result	MDL	PQL	Qual	Units	DF	Date Analyzed	Batch ID
EPA METHOD 8015M/D: DIESEL RANGE ORGANICS								Analyst: TOM
Diesel Range Organics (DRO)	3.3	1.7	9.4	J	mg/Kg	1	11/1/2016 11:22:01 PM	28375
Motor Oil Range Organics (MRO)	ND	47	47		mg/Kg	1	11/1/2016 11:22:01 PM	28375
Surr: DNOP	94.4	0	70-130		%Rec	1	11/1/2016 11:22:01 PM	28375
EPA METHOD 8310: PAHS								Analyst: SCC
Naphthalene	ND	0.034	0.24		mg/Kg	1	11/7/2016 3:18:20 AM	28398
1-Methylnaphthalene	ND	0.036	0.24		mg/Kg	1	11/7/2016 3:18:20 AM	28398
2-Methylnaphthalene	ND	0.034	0.24		mg/Kg	1	11/7/2016 3:18:20 AM	28398
Acenaphthylene	ND	0.033	0.24		mg/Kg	1	11/7/2016 3:18:20 AM	28398
Acenaphthene	ND	0.030	0.24		mg/Kg	1	11/7/2016 3:18:20 AM	28398
Fluorene	ND	0.0032	0.029		mg/Kg	1	11/7/2016 3:18:20 AM	28398
Phenanthrene	0.0024	0.0016	0.015	J	mg/Kg	1	11/7/2016 3:18:20 AM	28398
Anthracene	ND	0.0023	0.015		mg/Kg	1	11/7/2016 3:18:20 AM	28398
Fluoranthene	ND	0.0032	0.020		mg/Kg	1	11/7/2016 3:18:20 AM	28398
Pyrene	ND	0.0033	0.024		mg/Kg	1	11/7/2016 3:18:20 AM	28398
Benz(a)anthracene	ND	0.00049	0.0098		mg/Kg	1	11/7/2016 3:18:20 AM	28398
Chrysene	ND	0.0014	0.0098		mg/Kg	1	11/7/2016 3:18:20 AM	28398
Benzo(b)fluoranthene	ND	0.00069	0.0098		mg/Kg	1	11/7/2016 3:18:20 AM	28398
Benzo(k)fluoranthene	ND	0.00039	0.0098		mg/Kg	1	11/7/2016 3:18:20 AM	28398
Benzo(a)pyrene	ND	0.00039	0.0098		mg/Kg	1	11/7/2016 3:18:20 AM	28398
Dibenz(a,h)anthracene	ND	0.00049	0.0098		mg/Kg	1	11/7/2016 3:18:20 AM	28398
Benzo(g,h,i)perylene	0.00073	0.00059	0.0098	J	mg/Kg	1	11/7/2016 3:18:20 AM	28398
Indeno(1,2,3-cd)pyrene	ND	0.00078	0.0098		mg/Kg	1	11/7/2016 3:18:20 AM	28398
Surr: Benzo(e)pyrene	60.6	0	27.4-110		%Rec	1	11/7/2016 3:18:20 AM	28398
EPA METHOD 6010B: SOIL METALS								Analyst: MED
Antimony	ND	0.96	2.4		mg/Kg	1	11/2/2016 11:23:58 AM	28364
Arsenic	3.0	0.85	2.4		mg/Kg	1	11/2/2016 11:23:58 AM	28364
Chromium	4.9	0.090	0.29		mg/Kg	1	11/2/2016 11:23:58 AM	28364
Iron	9200	72	240		mg/Kg	100	11/2/2016 10:42:40 AM	28364
Lead	3.0	0.17	0.24		mg/Kg	1	11/2/2016 11:23:58 AM	28364
Manganese	180	0.051	0.096		mg/Kg	1	11/2/2016 11:23:58 AM	28364
Thallium	ND	0.74	2.4		mg/Kg	1	11/2/2016 11:23:58 AM	28364
EPA METHOD 8260B: VOLATILES								Analyst: DJF
Benzene	ND	0.012	0.015		mg/Kg	1	11/1/2016 2:38:06 AM	S38351
Toluene	ND	0.0017	0.029		mg/Kg	1	11/1/2016 2:38:06 AM	S38351
Ethylbenzene	ND	0.0024	0.029		mg/Kg	1	11/1/2016 2:38:06 AM	S38351
Methyl tert-butyl ether (MTBE)	ND	0.0092	0.029		mg/Kg	1	11/1/2016 2:38:06 AM	S38351
1,2,4-Trimethylbenzene	ND	0.0022	0.029		mg/Kg	1	11/1/2016 2:38:06 AM	S38351
1,3,5-Trimethylbenzene	ND	0.0021	0.029		mg/Kg	1	11/1/2016 2:38:06 AM	S38351

Refer to the QC Summary report and sample login checklist for flagged QC data and preservation information.

Qualifiers:			
*	Value exceeds Maximum Contaminant Level.	B	Analyte detected in the associated Method Blank
D	Sample Diluted Due to Matrix	E	Value above quantitation range
H	Holding times for preparation or analysis exceeded	J	Analyte detected below quantitation limits
ND	Not Detected at the Reporting Limit	P	Sample pH Not In Range
R	RPD outside accepted recovery limits	RL	Reporting Detection Limit
S	% Recovery outside of range due to dilution or matrix	W	Sample container temperature is out of limit as specified

Hall Environmental Analysis Laboratory, Inc.

CLIENT: Intera, Inc.

Client Sample ID: SB-18 (3-6)

Project: COA Railyards

Collection Date: 10/26/2016 12:02:00 PM

Lab ID: 1610E23-018

Matrix: MEOH (SOIL) Received Date: 10/28/2016 10:11:00 AM

Analyses	Result	MDL	PQL	Qual	Units	DF	Date Analyzed	Batch ID
EPA METHOD 8260B: VOLATILES							Analyst: DJF	
1,2-Dichloroethane (EDC)	ND	0.0076	0.029		mg/Kg	1	11/1/2016 2:38:06 AM	S38351
1,2-Dibromoethane (EDB)	ND	0.0021	0.029		mg/Kg	1	11/1/2016 2:38:06 AM	S38351
Naphthalene	ND	0.0046	0.058		mg/Kg	1	11/1/2016 2:38:06 AM	S38351
1-Methylnaphthalene	ND	0.0065	0.12		mg/Kg	1	11/1/2016 2:38:06 AM	S38351
2-Methylnaphthalene	ND	0.0063	0.12		mg/Kg	1	11/1/2016 2:38:06 AM	S38351
Acetone	ND	0.038	0.44		mg/Kg	1	11/1/2016 2:38:06 AM	S38351
Bromobenzene	ND	0.0024	0.029		mg/Kg	1	11/1/2016 2:38:06 AM	S38351
Bromodichloromethane	ND	0.0017	0.029		mg/Kg	1	11/1/2016 2:38:06 AM	S38351
Bromoform	ND	0.0036	0.029		mg/Kg	1	11/1/2016 2:38:06 AM	S38351
Bromomethane	0.012	0.011	0.088	J	mg/Kg	1	11/1/2016 2:38:06 AM	S38351
2-Butanone	0.029	0.017	0.29	J	mg/Kg	1	11/1/2016 2:38:06 AM	S38351
Carbon disulfide	ND	0.0097	0.29		mg/Kg	1	11/1/2016 2:38:06 AM	S38351
Carbon tetrachloride	ND	0.0019	0.029		mg/Kg	1	11/1/2016 2:38:06 AM	S38351
Chlorobenzene	ND	0.0024	0.029		mg/Kg	1	11/1/2016 2:38:06 AM	S38351
Chloroethane	ND	0.0058	0.058		mg/Kg	1	11/1/2016 2:38:06 AM	S38351
Chloroform	ND	0.0022	0.029		mg/Kg	1	11/1/2016 2:38:06 AM	S38351
Chloromethane	ND	0.0026	0.088		mg/Kg	1	11/1/2016 2:38:06 AM	S38351
2-Chlorotoluene	ND	0.0022	0.029		mg/Kg	1	11/1/2016 2:38:06 AM	S38351
4-Chlorotoluene	ND	0.0026	0.029		mg/Kg	1	11/1/2016 2:38:06 AM	S38351
cis-1,2-DCE	ND	0.0017	0.029		mg/Kg	1	11/1/2016 2:38:06 AM	S38351
cis-1,3-Dichloropropene	ND	0.0027	0.029		mg/Kg	1	11/1/2016 2:38:06 AM	S38351
1,2-Dibromo-3-chloropropane	ND	0.0090	0.058		mg/Kg	1	11/1/2016 2:38:06 AM	S38351
Dibromochloromethane	ND	0.0026	0.029		mg/Kg	1	11/1/2016 2:38:06 AM	S38351
Dibromomethane	ND	0.0025	0.029		mg/Kg	1	11/1/2016 2:38:06 AM	S38351
1,2-Dichlorobenzene	ND	0.0026	0.029		mg/Kg	1	11/1/2016 2:38:06 AM	S38351
1,3-Dichlorobenzene	ND	0.0024	0.029		mg/Kg	1	11/1/2016 2:38:06 AM	S38351
1,4-Dichlorobenzene	ND	0.0036	0.029		mg/Kg	1	11/1/2016 2:38:06 AM	S38351
Dichlorodifluoromethane	ND	0.0090	0.029		mg/Kg	1	11/1/2016 2:38:06 AM	S38351
1,1-Dichloroethane	ND	0.0016	0.029		mg/Kg	1	11/1/2016 2:38:06 AM	S38351
1,1-Dichloroethene	ND	0.0096	0.029		mg/Kg	1	11/1/2016 2:38:06 AM	S38351
1,2-Dichloropropane	ND	0.0025	0.029		mg/Kg	1	11/1/2016 2:38:06 AM	S38351
1,3-Dichloropropane	ND	0.0033	0.029		mg/Kg	1	11/1/2016 2:38:06 AM	S38351
2,2-Dichloropropane	ND	0.0017	0.058		mg/Kg	1	11/1/2016 2:38:06 AM	S38351
1,1-Dichloropropene	ND	0.0023	0.058		mg/Kg	1	11/1/2016 2:38:06 AM	S38351
Hexachlorobutadiene	ND	0.0036	0.058		mg/Kg	1	11/1/2016 2:38:06 AM	S38351
2-Hexanone	ND	0.016	0.29		mg/Kg	1	11/1/2016 2:38:06 AM	S38351
Isopropylbenzene	ND	0.0025	0.029		mg/Kg	1	11/1/2016 2:38:06 AM	S38351
4-Isopropyltoluene	ND	0.0026	0.029		mg/Kg	1	11/1/2016 2:38:06 AM	S38351
4-Methyl-2-pentanone	ND	0.0085	0.29		mg/Kg	1	11/1/2016 2:38:06 AM	S38351

Refer to the QC Summary report and sample login checklist for flagged QC data and preservation information.

Qualifiers:	* Value exceeds Maximum Contaminant Level.	B Analyte detected in the associated Method Blank
	D Sample Diluted Due to Matrix	E Value above quantitation range
	H Holding times for preparation or analysis exceeded	J Analyte detected below quantitation limits
	ND Not Detected at the Reporting Limit	P Sample pH Not In Range
	R RPD outside accepted recovery limits	RL Reporting Detection Limit
	S % Recovery outside of range due to dilution or matrix	W Sample container temperature is out of limit as specified

Hall Environmental Analysis Laboratory, Inc.

CLIENT: Intera, Inc.

Client Sample ID: SB-18 (3-6)

Project: COA Railyards

Collection Date: 10/26/2016 12:02:00 PM

Lab ID: 1610E23-018

Matrix: MEOH (SOIL) Received Date: 10/28/2016 10:11:00 AM

Analyses	Result	MDL	PQL	Qual	Units	DF	Date Analyzed	Batch ID
EPA METHOD 8260B: VOLATILES							Analyst: DJF	
Methylene chloride	0.021	0.0084	0.088	J	mg/Kg	1	11/1/2016 2:38:06 AM	S38351
n-Butylbenzene	ND	0.0026	0.088		mg/Kg	1	11/1/2016 2:38:06 AM	S38351
n-Propylbenzene	ND	0.0023	0.029		mg/Kg	1	11/1/2016 2:38:06 AM	S38351
sec-Butylbenzene	ND	0.0040	0.029		mg/Kg	1	11/1/2016 2:38:06 AM	S38351
Styrene	ND	0.0026	0.029		mg/Kg	1	11/1/2016 2:38:06 AM	S38351
tert-Butylbenzene	ND	0.0024	0.029		mg/Kg	1	11/1/2016 2:38:06 AM	S38351
1,1,1,2-Tetrachloroethane	ND	0.0028	0.029		mg/Kg	1	11/1/2016 2:38:06 AM	S38351
1,1,2,2-Tetrachloroethane	ND	0.0047	0.029		mg/Kg	1	11/1/2016 2:38:06 AM	S38351
Tetrachloroethene (PCE)	ND	0.0024	0.029		mg/Kg	1	11/1/2016 2:38:06 AM	S38351
trans-1,2-DCE	ND	0.0082	0.029		mg/Kg	1	11/1/2016 2:38:06 AM	S38351
trans-1,3-Dichloropropene	ND	0.0043	0.029		mg/Kg	1	11/1/2016 2:38:06 AM	S38351
1,2,3-Trichlorobenzene	ND	0.0044	0.058		mg/Kg	1	11/1/2016 2:38:06 AM	S38351
1,2,4-Trichlorobenzene	ND	0.0031	0.029		mg/Kg	1	11/1/2016 2:38:06 AM	S38351
1,1,1-Trichloroethane	ND	0.0018	0.029		mg/Kg	1	11/1/2016 2:38:06 AM	S38351
1,1,2-Trichloroethane	ND	0.0034	0.029		mg/Kg	1	11/1/2016 2:38:06 AM	S38351
Trichloroethene (TCE)	ND	0.0031	0.029		mg/Kg	1	11/1/2016 2:38:06 AM	S38351
Trichlorofluoromethane	ND	0.0022	0.029		mg/Kg	1	11/1/2016 2:38:06 AM	S38351
1,2,3-Trichloropropane	ND	0.0051	0.058		mg/Kg	1	11/1/2016 2:38:06 AM	S38351
Vinyl chloride	ND	0.0024	0.029		mg/Kg	1	11/1/2016 2:38:06 AM	S38351
Xylenes, Total	ND	0.0055	0.058		mg/Kg	1	11/1/2016 2:38:06 AM	S38351
Surr: Dibromofluoromethane	95.0		70-130		%Rec	1	11/1/2016 2:38:06 AM	S38351
Surr: 1,2-Dichloroethane-d4	93.6		70-130		%Rec	1	11/1/2016 2:38:06 AM	S38351
Surr: Toluene-d8	95.3		70-130		%Rec	1	11/1/2016 2:38:06 AM	S38351
Surr: 4-Bromofluorobenzene	95.1		70-130		%Rec	1	11/1/2016 2:38:06 AM	S38351
EPA METHOD 8015D MOD: GASOLINE RANGE							Analyst: DJF	
Gasoline Range Organics (GRO)	ND	0.44	2.9		mg/Kg	1	11/1/2016 2:38:06 AM	GS3835
Surr: BFB	104	0	70-130		%Rec	1	11/1/2016 2:38:06 AM	GS3835

Refer to the QC Summary report and sample login checklist for flagged QC data and preservation information.

Qualifiers:	* Value exceeds Maximum Contaminant Level.	B Analyte detected in the associated Method Blank
	D Sample Diluted Due to Matrix	E Value above quantitation range
	H Holding times for preparation or analysis exceeded	J Analyte detected below quantitation limits
	ND Not Detected at the Reporting Limit	P Sample pH Not In Range
	R RPD outside accepted recovery limits	RL Reporting Detection Limit
	S % Recovery outside of range due to dilution or matrix	W Sample container temperature is out of limit as specified

Hall Environmental Analysis Laboratory, Inc.

CLIENT: Intera, Inc.

Client Sample ID: SB-19 (5-10)

Project: COA Railyards

Collection Date: 10/26/2016 12:17:00 PM

Lab ID: 1610E23-019

Matrix: MEOH (SOIL) Received Date: 10/28/2016 10:11:00 AM

Analyses	Result	MDL	PQL	Qual	Units	DF	Date Analyzed	Batch ID
EPA METHOD 8015M/D: DIESEL RANGE ORGANICS							Analyst: TOM	
Diesel Range Organics (DRO)	280	1.8	9.9		mg/Kg	1	11/2/2016 12:27:41 AM	28375
Motor Oil Range Organics (MRO)	ND	49	49		mg/Kg	1	11/2/2016 12:27:41 AM	28375
Surr: DNOP	102	0	70-130		%Rec	1	11/2/2016 12:27:41 AM	28375
EPA METHOD 8310: PAHS							Analyst: SCC	
Naphthalene	ND	0.034	0.24		mg/Kg	1	11/7/2016 3:47:37 AM	28398
1-Methylnaphthalene	ND	0.036	0.24		mg/Kg	1	11/7/2016 3:47:37 AM	28398
2-Methylnaphthalene	0.039	0.034	0.24	J	mg/Kg	1	11/7/2016 3:47:37 AM	28398
Acenaphthylene	ND	0.032	0.24		mg/Kg	1	11/7/2016 3:47:37 AM	28398
Acenaphthene	ND	0.029	0.24		mg/Kg	1	11/7/2016 3:47:37 AM	28398
Fluorene	0.018	0.0032	0.029	J	mg/Kg	1	11/7/2016 3:47:37 AM	28398
Phenanthrene	0.12	0.0015	0.014		mg/Kg	1	11/7/2016 3:47:37 AM	28398
Anthracene	ND	0.0023	0.014		mg/Kg	1	11/7/2016 3:47:37 AM	28398
Fluoranthene	0.0065	0.0032	0.019	J	mg/Kg	1	11/7/2016 3:47:37 AM	28398
Pyrene	0.026	0.0033	0.024		mg/Kg	1	11/7/2016 3:47:37 AM	28398
Benz(a)anthracene	ND	0.00048	0.0096		mg/Kg	1	11/7/2016 3:47:37 AM	28398
Chrysene	0.11	0.0013	0.0096		mg/Kg	1	11/7/2016 3:47:37 AM	28398
Benzo(b)fluoranthene	ND	0.00068	0.0096		mg/Kg	1	11/7/2016 3:47:37 AM	28398
Benzo(k)fluoranthene	ND	0.00039	0.0096		mg/Kg	1	11/7/2016 3:47:37 AM	28398
Benzo(a)pyrene	ND	0.00039	0.0096		mg/Kg	1	11/7/2016 3:47:37 AM	28398
Dibenz(a,h)anthracene	ND	0.00048	0.0096		mg/Kg	1	11/7/2016 3:47:37 AM	28398
Benzo(g,h,i)perylene	ND	0.00058	0.0096		mg/Kg	1	11/7/2016 3:47:37 AM	28398
Indeno(1,2,3-cd)pyrene	ND	0.00077	0.0096		mg/Kg	1	11/7/2016 3:47:37 AM	28398
Surr: Benzo(e)pyrene	59.3	0	27.4-110		%Rec	1	11/7/2016 3:47:37 AM	28398
EPA METHOD 6010B: SOIL METALS							Analyst: MED	
Antimony	ND	1.9	4.8		mg/Kg	2	11/2/2016 11:29:02 AM	28364
Arsenic	2.6	1.7	4.8	J	mg/Kg	2	11/2/2016 11:29:02 AM	28364
Chromium	7.2	0.18	0.58		mg/Kg	2	11/2/2016 11:29:02 AM	28364
Iron	12000	72	240		mg/Kg	100	11/2/2016 10:44:10 AM	28364
Lead	4.4	0.33	0.48		mg/Kg	2	11/2/2016 11:29:02 AM	28364
Manganese	160	0.10	0.19		mg/Kg	2	11/2/2016 11:29:02 AM	28364
Thallium	ND	1.9	4.8		mg/Kg	2	11/2/2016 11:29:02 AM	28364
EPA METHOD 8260B: VOLATILES							Analyst: DJF	
Benzene	ND	0.014	0.017		mg/Kg	1	11/1/2016 3:06:41 AM	S38351
Toluene	ND	0.0021	0.035		mg/Kg	1	11/1/2016 3:06:41 AM	S38351
Ethylbenzene	ND	0.0028	0.035		mg/Kg	1	11/1/2016 3:06:41 AM	S38351
Methyl tert-butyl ether (MTBE)	ND	0.011	0.035		mg/Kg	1	11/1/2016 3:06:41 AM	S38351
1,2,4-Trimethylbenzene	ND	0.0026	0.035		mg/Kg	1	11/1/2016 3:06:41 AM	S38351
1,3,5-Trimethylbenzene	ND	0.0025	0.035		mg/Kg	1	11/1/2016 3:06:41 AM	S38351

Refer to the QC Summary report and sample login checklist for flagged QC data and preservation information.

Qualifiers:	* Value exceeds Maximum Contaminant Level.	B Analyte detected in the associated Method Blank
	D Sample Diluted Due to Matrix	E Value above quantitation range
	H Holding times for preparation or analysis exceeded	J Analyte detected below quantitation limits
	ND Not Detected at the Reporting Limit	P Sample pH Not In Range
	R RPD outside accepted recovery limits	RL Reporting Detection Limit
	S % Recovery outside of range due to dilution or matrix	W Sample container temperature is out of limit as specified

Hall Environmental Analysis Laboratory, Inc.

CLIENT: Intera, Inc.

Client Sample ID: SB-19 (5-10)

Project: COA Railyards

Collection Date: 10/26/2016 12:17:00 PM

Lab ID: 1610E23-019

Matrix: MEOH (SOIL) Received Date: 10/28/2016 10:11:00 AM

Analyses	Result	MDL	PQL	Qual	Units	DF	Date Analyzed	Batch ID
EPA METHOD 8260B: VOLATILES							Analyst: DJF	
1,2-Dichloroethane (EDC)	ND	0.0091	0.035		mg/Kg	1	11/1/2016 3:06:41 AM	S38351
1,2-Dibromoethane (EDB)	ND	0.0025	0.035		mg/Kg	1	11/1/2016 3:06:41 AM	S38351
Naphthalene	ND	0.0054	0.069		mg/Kg	1	11/1/2016 3:06:41 AM	S38351
1-Methylnaphthalene	0.068	0.0077	0.14	J	mg/Kg	1	11/1/2016 3:06:41 AM	S38351
2-Methylnaphthalene	0.047	0.0074	0.14	J	mg/Kg	1	11/1/2016 3:06:41 AM	S38351
Acetone	0.082	0.045	0.52	J	mg/Kg	1	11/1/2016 3:06:41 AM	S38351
Bromobenzene	ND	0.0028	0.035		mg/Kg	1	11/1/2016 3:06:41 AM	S38351
Bromodichloromethane	ND	0.0020	0.035		mg/Kg	1	11/1/2016 3:06:41 AM	S38351
Bromoform	ND	0.0042	0.035		mg/Kg	1	11/1/2016 3:06:41 AM	S38351
Bromomethane	0.013	0.013	0.10	J	mg/Kg	1	11/1/2016 3:06:41 AM	S38351
2-Butanone	ND	0.020	0.35		mg/Kg	1	11/1/2016 3:06:41 AM	S38351
Carbon disulfide	ND	0.011	0.35		mg/Kg	1	11/1/2016 3:06:41 AM	S38351
Carbon tetrachloride	ND	0.0023	0.035		mg/Kg	1	11/1/2016 3:06:41 AM	S38351
Chlorobenzene	ND	0.0028	0.035		mg/Kg	1	11/1/2016 3:06:41 AM	S38351
Chloroethane	ND	0.0069	0.069		mg/Kg	1	11/1/2016 3:06:41 AM	S38351
Chloroform	ND	0.0026	0.035		mg/Kg	1	11/1/2016 3:06:41 AM	S38351
Chloromethane	ND	0.0031	0.10		mg/Kg	1	11/1/2016 3:06:41 AM	S38351
2-Chlorotoluene	ND	0.0026	0.035		mg/Kg	1	11/1/2016 3:06:41 AM	S38351
4-Chlorotoluene	ND	0.0031	0.035		mg/Kg	1	11/1/2016 3:06:41 AM	S38351
cis-1,2-DCE	ND	0.0020	0.035		mg/Kg	1	11/1/2016 3:06:41 AM	S38351
cis-1,3-Dichloropropene	ND	0.0032	0.035		mg/Kg	1	11/1/2016 3:06:41 AM	S38351
1,2-Dibromo-3-chloropropane	ND	0.011	0.069		mg/Kg	1	11/1/2016 3:06:41 AM	S38351
Dibromochloromethane	ND	0.0031	0.035		mg/Kg	1	11/1/2016 3:06:41 AM	S38351
Dibromomethane	ND	0.0030	0.035		mg/Kg	1	11/1/2016 3:06:41 AM	S38351
1,2-Dichlorobenzene	ND	0.0030	0.035		mg/Kg	1	11/1/2016 3:06:41 AM	S38351
1,3-Dichlorobenzene	ND	0.0028	0.035		mg/Kg	1	11/1/2016 3:06:41 AM	S38351
1,4-Dichlorobenzene	ND	0.0043	0.035		mg/Kg	1	11/1/2016 3:06:41 AM	S38351
Dichlorodifluoromethane	ND	0.011	0.035		mg/Kg	1	11/1/2016 3:06:41 AM	S38351
1,1-Dichloroethane	ND	0.0019	0.035		mg/Kg	1	11/1/2016 3:06:41 AM	S38351
1,1-Dichloroethene	ND	0.011	0.035		mg/Kg	1	11/1/2016 3:06:41 AM	S38351
1,2-Dichloropropane	ND	0.0029	0.035		mg/Kg	1	11/1/2016 3:06:41 AM	S38351
1,3-Dichloropropane	ND	0.0039	0.035		mg/Kg	1	11/1/2016 3:06:41 AM	S38351
2,2-Dichloropropane	ND	0.0020	0.069		mg/Kg	1	11/1/2016 3:06:41 AM	S38351
1,1-Dichloropropene	ND	0.0028	0.069		mg/Kg	1	11/1/2016 3:06:41 AM	S38351
Hexachlorobutadiene	ND	0.0042	0.069		mg/Kg	1	11/1/2016 3:06:41 AM	S38351
2-Hexanone	ND	0.019	0.35		mg/Kg	1	11/1/2016 3:06:41 AM	S38351
Isopropylbenzene	ND	0.0030	0.035		mg/Kg	1	11/1/2016 3:06:41 AM	S38351
4-Isopropyltoluene	ND	0.0031	0.035		mg/Kg	1	11/1/2016 3:06:41 AM	S38351
4-Methyl-2-pentanone	0.018	0.010	0.35	J	mg/Kg	1	11/1/2016 3:06:41 AM	S38351

Refer to the QC Summary report and sample login checklist for flagged QC data and preservation information.

Qualifiers:	* Value exceeds Maximum Contaminant Level.	B Analyte detected in the associated Method Blank
	D Sample Diluted Due to Matrix	E Value above quantitation range
	H Holding times for preparation or analysis exceeded	J Analyte detected below quantitation limits
	ND Not Detected at the Reporting Limit	P Sample pH Not In Range
	R RPD outside accepted recovery limits	RL Reporting Detection Limit
	S % Recovery outside of range due to dilution or matrix	W Sample container temperature is out of limit as specified

Hall Environmental Analysis Laboratory, Inc.

CLIENT: Intera, Inc.

Client Sample ID: SB-19 (5-10)

Project: COA Railyards

Collection Date: 10/26/2016 12:17:00 PM

Lab ID: 1610E23-019

Matrix: MEOH (SOIL) Received Date: 10/28/2016 10:11:00 AM

Analyses	Result	MDL	PQL	Qual	Units	DF	Date Analyzed	Batch ID
EPA METHOD 8260B: VOLATILES							Analyst: DJF	
Methylene chloride	0.023	0.010	0.10	J	mg/Kg	1	11/1/2016 3:06:41 AM	S38351
n-Butylbenzene	ND	0.0031	0.10		mg/Kg	1	11/1/2016 3:06:41 AM	S38351
n-Propylbenzene	ND	0.0027	0.035		mg/Kg	1	11/1/2016 3:06:41 AM	S38351
sec-Butylbenzene	ND	0.0048	0.035		mg/Kg	1	11/1/2016 3:06:41 AM	S38351
Styrene	ND	0.0031	0.035		mg/Kg	1	11/1/2016 3:06:41 AM	S38351
tert-Butylbenzene	ND	0.0029	0.035		mg/Kg	1	11/1/2016 3:06:41 AM	S38351
1,1,1,2-Tetrachloroethane	ND	0.0033	0.035		mg/Kg	1	11/1/2016 3:06:41 AM	S38351
1,1,2,2-Tetrachloroethane	ND	0.0056	0.035		mg/Kg	1	11/1/2016 3:06:41 AM	S38351
Tetrachloroethene (PCE)	ND	0.0029	0.035		mg/Kg	1	11/1/2016 3:06:41 AM	S38351
trans-1,2-DCE	ND	0.0097	0.035		mg/Kg	1	11/1/2016 3:06:41 AM	S38351
trans-1,3-Dichloropropene	ND	0.0051	0.035		mg/Kg	1	11/1/2016 3:06:41 AM	S38351
1,2,3-Trichlorobenzene	0.0087	0.0052	0.069	J	mg/Kg	1	11/1/2016 3:06:41 AM	S38351
1,2,4-Trichlorobenzene	ND	0.0037	0.035		mg/Kg	1	11/1/2016 3:06:41 AM	S38351
1,1,1-Trichloroethane	ND	0.0021	0.035		mg/Kg	1	11/1/2016 3:06:41 AM	S38351
1,1,2-Trichloroethane	ND	0.0041	0.035		mg/Kg	1	11/1/2016 3:06:41 AM	S38351
Trichloroethene (TCE)	ND	0.0037	0.035		mg/Kg	1	11/1/2016 3:06:41 AM	S38351
Trichlorofluoromethane	ND	0.0026	0.035		mg/Kg	1	11/1/2016 3:06:41 AM	S38351
1,2,3-Trichloropropane	ND	0.0060	0.069		mg/Kg	1	11/1/2016 3:06:41 AM	S38351
Vinyl chloride	ND	0.0028	0.035		mg/Kg	1	11/1/2016 3:06:41 AM	S38351
Xylenes, Total	ND	0.0066	0.069		mg/Kg	1	11/1/2016 3:06:41 AM	S38351
Surr: Dibromofluoromethane	103		70-130		%Rec	1	11/1/2016 3:06:41 AM	S38351
Surr: 1,2-Dichloroethane-d4	94.2		70-130		%Rec	1	11/1/2016 3:06:41 AM	S38351
Surr: Toluene-d8	95.1		70-130		%Rec	1	11/1/2016 3:06:41 AM	S38351
Surr: 4-Bromofluorobenzene	96.1		70-130		%Rec	1	11/1/2016 3:06:41 AM	S38351
EPA METHOD 8015D MOD: GASOLINE RANGE							Analyst: DJF	
Gasoline Range Organics (GRO)	2.0	0.52	3.5	J	mg/Kg	1	11/1/2016 3:06:41 AM	GS3835
Surr: BFB	105	0	70-130		%Rec	1	11/1/2016 3:06:41 AM	GS3835

Refer to the QC Summary report and sample login checklist for flagged QC data and preservation information.

Qualifiers:	* Value exceeds Maximum Contaminant Level.	B Analyte detected in the associated Method Blank
	D Sample Diluted Due to Matrix	E Value above quantitation range
	H Holding times for preparation or analysis exceeded	J Analyte detected below quantitation limits
	ND Not Detected at the Reporting Limit	P Sample pH Not In Range
	R RPD outside accepted recovery limits	RL Reporting Detection Limit
	S % Recovery outside of range due to dilution or matrix	W Sample container temperature is out of limit as specified

Hall Environmental Analysis Laboratory, Inc.

CLIENT: Intera, Inc.

Client Sample ID: SB-20 (3-6)

Project: COA Railyards

Collection Date: 10/26/2016 12:32:00 PM

Lab ID: 1610E23-020

Matrix: MEOH (SOIL) Received Date: 10/28/2016 10:11:00 AM

Analyses	Result	MDL	PQL	Qual	Units	DF	Date Analyzed	Batch ID
EPA METHOD 8015M/D: DIESEL RANGE ORGANICS							Analyst: TOM	
Diesel Range Organics (DRO)	11	1.8	9.8		mg/Kg	1	11/2/2016 12:49:22 AM	28375
Motor Oil Range Organics (MRO)	ND	49	49		mg/Kg	1	11/2/2016 12:49:22 AM	28375
Surr: DNOP	96.8	0	70-130		%Rec	1	11/2/2016 12:49:22 AM	28375
EPA METHOD 8310: PAHS							Analyst: SCC	
Naphthalene	ND	0.033	0.24		mg/Kg	1	11/7/2016 4:16:51 AM	28398
1-Methylnaphthalene	ND	0.035	0.24		mg/Kg	1	11/7/2016 4:16:51 AM	28398
2-Methylnaphthalene	ND	0.034	0.24		mg/Kg	1	11/7/2016 4:16:51 AM	28398
Acenaphthylene	ND	0.032	0.24		mg/Kg	1	11/7/2016 4:16:51 AM	28398
Acenaphthene	ND	0.029	0.24		mg/Kg	1	11/7/2016 4:16:51 AM	28398
Fluorene	ND	0.0032	0.029		mg/Kg	1	11/7/2016 4:16:51 AM	28398
Phenanthrene	0.016	0.0015	0.014		mg/Kg	1	11/7/2016 4:16:51 AM	28398
Anthracene	ND	0.0023	0.014		mg/Kg	1	11/7/2016 4:16:51 AM	28398
Fluoranthene	0.0034	0.0032	0.019	J	mg/Kg	1	11/7/2016 4:16:51 AM	28398
Pyrene	0.0041	0.0033	0.024	J	mg/Kg	1	11/7/2016 4:16:51 AM	28398
Benz(a)anthracene	0.00072	0.00048	0.0096	J	mg/Kg	1	11/7/2016 4:16:51 AM	28398
Chrysene	0.0041	0.0013	0.0096	J	mg/Kg	1	11/7/2016 4:16:51 AM	28398
Benzo(b)fluoranthene	0.0019	0.00068	0.0096	J	mg/Kg	1	11/7/2016 4:16:51 AM	28398
Benzo(k)fluoranthene	0.0012	0.00038	0.0096	J	mg/Kg	1	11/7/2016 4:16:51 AM	28398
Benzo(a)pyrene	0.00072	0.00038	0.0096	J	mg/Kg	1	11/7/2016 4:16:51 AM	28398
Dibenz(a,h)anthracene	ND	0.00048	0.0096		mg/Kg	1	11/7/2016 4:16:51 AM	28398
Benzo(g,h,i)perylene	0.00096	0.00057	0.0096	J	mg/Kg	1	11/7/2016 4:16:51 AM	28398
Indeno(1,2,3-cd)pyrene	0.0012	0.00077	0.0096	J	mg/Kg	1	11/7/2016 4:16:51 AM	28398
Surr: Benzo(e)pyrene	61.1	0	27.4-110		%Rec	1	11/7/2016 4:16:51 AM	28398
EPA METHOD 6010B: SOIL METALS							Analyst: MED	
Antimony	ND	0.99	2.5		mg/Kg	1	11/2/2016 11:30:42 AM	28364
Arsenic	3.1	0.88	2.5		mg/Kg	1	11/2/2016 11:30:42 AM	28364
Chromium	5.0	0.093	0.30		mg/Kg	1	11/2/2016 11:30:42 AM	28364
Iron	13000	74	250		mg/Kg	100	11/2/2016 10:45:39 AM	28364
Lead	5.1	0.17	0.25		mg/Kg	1	11/2/2016 11:30:42 AM	28364
Manganese	190	0.053	0.098		mg/Kg	1	11/2/2016 11:30:42 AM	28364
Thallium	ND	0.76	2.5		mg/Kg	1	11/2/2016 11:30:42 AM	28364
EPA METHOD 8260B: VOLATILES							Analyst: DJF	
Benzene	ND	0.013	0.016		mg/Kg	1	11/1/2016 3:35:07 AM	S38351
Toluene	ND	0.0019	0.032		mg/Kg	1	11/1/2016 3:35:07 AM	S38351
Ethylbenzene	ND	0.0026	0.032		mg/Kg	1	11/1/2016 3:35:07 AM	S38351
Methyl tert-butyl ether (MTBE)	ND	0.010	0.032		mg/Kg	1	11/1/2016 3:35:07 AM	S38351
1,2,4-Trimethylbenzene	ND	0.0024	0.032		mg/Kg	1	11/1/2016 3:35:07 AM	S38351
1,3,5-Trimethylbenzene	ND	0.0023	0.032		mg/Kg	1	11/1/2016 3:35:07 AM	S38351

Refer to the QC Summary report and sample login checklist for flagged QC data and preservation information.

Qualifiers:	* Value exceeds Maximum Contaminant Level.	B Analyte detected in the associated Method Blank
	D Sample Diluted Due to Matrix	E Value above quantitation range
	H Holding times for preparation or analysis exceeded	J Analyte detected below quantitation limits
	ND Not Detected at the Reporting Limit	P Sample pH Not In Range
	R RPD outside accepted recovery limits	RL Reporting Detection Limit
	S % Recovery outside of range due to dilution or matrix	W Sample container temperature is out of limit as specified

Hall Environmental Analysis Laboratory, Inc.

CLIENT: Intera, Inc.

Client Sample ID: SB-20 (3-6)

Project: COA Railyards

Collection Date: 10/26/2016 12:32:00 PM

Lab ID: 1610E23-020

Matrix: MEOH (SOIL) Received Date: 10/28/2016 10:11:00 AM

Analyses	Result	MDL	PQL	Qual	Units	DF	Date Analyzed	Batch ID
EPA METHOD 8260B: VOLATILES							Analyst: DJF	
1,2-Dichloroethane (EDC)	ND	0.0084	0.032		mg/Kg	1	11/1/2016 3:35:07 AM	S38351
1,2-Dibromoethane (EDB)	ND	0.0023	0.032		mg/Kg	1	11/1/2016 3:35:07 AM	S38351
Naphthalene	ND	0.0051	0.065		mg/Kg	1	11/1/2016 3:35:07 AM	S38351
1-Methylnaphthalene	ND	0.0072	0.13		mg/Kg	1	11/1/2016 3:35:07 AM	S38351
2-Methylnaphthalene	ND	0.0069	0.13		mg/Kg	1	11/1/2016 3:35:07 AM	S38351
Acetone	ND	0.042	0.49		mg/Kg	1	11/1/2016 3:35:07 AM	S38351
Bromobenzene	ND	0.0026	0.032		mg/Kg	1	11/1/2016 3:35:07 AM	S38351
Bromodichloromethane	ND	0.0019	0.032		mg/Kg	1	11/1/2016 3:35:07 AM	S38351
Bromoform	ND	0.0039	0.032		mg/Kg	1	11/1/2016 3:35:07 AM	S38351
Bromomethane	0.015	0.012	0.097	J	mg/Kg	1	11/1/2016 3:35:07 AM	S38351
2-Butanone	ND	0.018	0.32		mg/Kg	1	11/1/2016 3:35:07 AM	S38351
Carbon disulfide	ND	0.011	0.32		mg/Kg	1	11/1/2016 3:35:07 AM	S38351
Carbon tetrachloride	ND	0.0021	0.032		mg/Kg	1	11/1/2016 3:35:07 AM	S38351
Chlorobenzene	ND	0.0026	0.032		mg/Kg	1	11/1/2016 3:35:07 AM	S38351
Chloroethane	ND	0.0065	0.065		mg/Kg	1	11/1/2016 3:35:07 AM	S38351
Chloroform	ND	0.0024	0.032		mg/Kg	1	11/1/2016 3:35:07 AM	S38351
Chloromethane	ND	0.0029	0.097		mg/Kg	1	11/1/2016 3:35:07 AM	S38351
2-Chlorotoluene	ND	0.0024	0.032		mg/Kg	1	11/1/2016 3:35:07 AM	S38351
4-Chlorotoluene	ND	0.0029	0.032		mg/Kg	1	11/1/2016 3:35:07 AM	S38351
cis-1,2-DCE	ND	0.0019	0.032		mg/Kg	1	11/1/2016 3:35:07 AM	S38351
cis-1,3-Dichloropropene	ND	0.0030	0.032		mg/Kg	1	11/1/2016 3:35:07 AM	S38351
1,2-Dibromo-3-chloropropane	ND	0.0099	0.065		mg/Kg	1	11/1/2016 3:35:07 AM	S38351
Dibromochloromethane	ND	0.0029	0.032		mg/Kg	1	11/1/2016 3:35:07 AM	S38351
Dibromomethane	ND	0.0028	0.032		mg/Kg	1	11/1/2016 3:35:07 AM	S38351
1,2-Dichlorobenzene	ND	0.0028	0.032		mg/Kg	1	11/1/2016 3:35:07 AM	S38351
1,3-Dichlorobenzene	ND	0.0027	0.032		mg/Kg	1	11/1/2016 3:35:07 AM	S38351
1,4-Dichlorobenzene	ND	0.0040	0.032		mg/Kg	1	11/1/2016 3:35:07 AM	S38351
Dichlorodifluoromethane	ND	0.010	0.032		mg/Kg	1	11/1/2016 3:35:07 AM	S38351
1,1-Dichloroethane	ND	0.0017	0.032		mg/Kg	1	11/1/2016 3:35:07 AM	S38351
1,1-Dichloroethene	ND	0.011	0.032		mg/Kg	1	11/1/2016 3:35:07 AM	S38351
1,2-Dichloropropane	ND	0.0027	0.032		mg/Kg	1	11/1/2016 3:35:07 AM	S38351
1,3-Dichloropropane	ND	0.0037	0.032		mg/Kg	1	11/1/2016 3:35:07 AM	S38351
2,2-Dichloropropane	ND	0.0019	0.065		mg/Kg	1	11/1/2016 3:35:07 AM	S38351
1,1-Dichloropropene	ND	0.0026	0.065		mg/Kg	1	11/1/2016 3:35:07 AM	S38351
Hexachlorobutadiene	ND	0.0040	0.065		mg/Kg	1	11/1/2016 3:35:07 AM	S38351
2-Hexanone	ND	0.018	0.32		mg/Kg	1	11/1/2016 3:35:07 AM	S38351
Isopropylbenzene	ND	0.0028	0.032		mg/Kg	1	11/1/2016 3:35:07 AM	S38351
4-Isopropyltoluene	ND	0.0029	0.032		mg/Kg	1	11/1/2016 3:35:07 AM	S38351
4-Methyl-2-pentanone	ND	0.0094	0.32		mg/Kg	1	11/1/2016 3:35:07 AM	S38351

Refer to the QC Summary report and sample login checklist for flagged QC data and preservation information.

Qualifiers:	*	Value exceeds Maximum Contaminant Level.	B	Analyte detected in the associated Method Blank
	D	Sample Diluted Due to Matrix	E	Value above quantitation range
	H	Holding times for preparation or analysis exceeded	J	Analyte detected below quantitation limits
	ND	Not Detected at the Reporting Limit	P	Sample pH Not In Range
	R	RPD outside accepted recovery limits	RL	Reporting Detection Limit
	S	% Recovery outside of range due to dilution or matrix	W	Sample container temperature is out of limit as specified

Hall Environmental Analysis Laboratory, Inc.

CLIENT: Intera, Inc.

Client Sample ID: SB-20 (3-6)

Project: COA Railyards

Collection Date: 10/26/2016 12:32:00 PM

Lab ID: 1610E23-020

Matrix: MEOH (SOIL) Received Date: 10/28/2016 10:11:00 AM

Analyses	Result	MDL	PQL	Qual	Units	DF	Date Analyzed	Batch ID
EPA METHOD 8260B: VOLATILES							Analyst: DJF	
Methylene chloride	0.021	0.0093	0.097	J	mg/Kg	1	11/1/2016 3:35:07 AM	S38351
n-Butylbenzene	ND	0.0029	0.097		mg/Kg	1	11/1/2016 3:35:07 AM	S38351
n-Propylbenzene	ND	0.0025	0.032		mg/Kg	1	11/1/2016 3:35:07 AM	S38351
sec-Butylbenzene	ND	0.0045	0.032		mg/Kg	1	11/1/2016 3:35:07 AM	S38351
Styrene	ND	0.0029	0.032		mg/Kg	1	11/1/2016 3:35:07 AM	S38351
tert-Butylbenzene	ND	0.0027	0.032		mg/Kg	1	11/1/2016 3:35:07 AM	S38351
1,1,1,2-Tetrachloroethane	ND	0.0031	0.032		mg/Kg	1	11/1/2016 3:35:07 AM	S38351
1,1,2,2-Tetrachloroethane	ND	0.0052	0.032		mg/Kg	1	11/1/2016 3:35:07 AM	S38351
Tetrachloroethene (PCE)	ND	0.0027	0.032		mg/Kg	1	11/1/2016 3:35:07 AM	S38351
trans-1,2-DCE	ND	0.0091	0.032		mg/Kg	1	11/1/2016 3:35:07 AM	S38351
trans-1,3-Dichloropropene	ND	0.0047	0.032		mg/Kg	1	11/1/2016 3:35:07 AM	S38351
1,2,3-Trichlorobenzene	ND	0.0048	0.065		mg/Kg	1	11/1/2016 3:35:07 AM	S38351
1,2,4-Trichlorobenzene	ND	0.0035	0.032		mg/Kg	1	11/1/2016 3:35:07 AM	S38351
1,1,1-Trichloroethane	ND	0.0020	0.032		mg/Kg	1	11/1/2016 3:35:07 AM	S38351
1,1,2-Trichloroethane	ND	0.0038	0.032		mg/Kg	1	11/1/2016 3:35:07 AM	S38351
Trichloroethene (TCE)	ND	0.0035	0.032		mg/Kg	1	11/1/2016 3:35:07 AM	S38351
Trichlorofluoromethane	ND	0.0024	0.032		mg/Kg	1	11/1/2016 3:35:07 AM	S38351
1,2,3-Trichloropropane	ND	0.0056	0.065		mg/Kg	1	11/1/2016 3:35:07 AM	S38351
Vinyl chloride	ND	0.0026	0.032		mg/Kg	1	11/1/2016 3:35:07 AM	S38351
Xylenes, Total	ND	0.0061	0.065		mg/Kg	1	11/1/2016 3:35:07 AM	S38351
Surr: Dibromofluoromethane	101		70-130		%Rec	1	11/1/2016 3:35:07 AM	S38351
Surr: 1,2-Dichloroethane-d4	90.7		70-130		%Rec	1	11/1/2016 3:35:07 AM	S38351
Surr: Toluene-d8	100		70-130		%Rec	1	11/1/2016 3:35:07 AM	S38351
Surr: 4-Bromofluorobenzene	92.7		70-130		%Rec	1	11/1/2016 3:35:07 AM	S38351
EPA METHOD 8015D MOD: GASOLINE RANGE							Analyst: DJF	
Gasoline Range Organics (GRO)	ND	0.49	3.2		mg/Kg	1	11/1/2016 3:35:07 AM	GS3835
Surr: BFB	104	0	70-130		%Rec	1	11/1/2016 3:35:07 AM	GS3835

Refer to the QC Summary report and sample login checklist for flagged QC data and preservation information.

Qualifiers:	* Value exceeds Maximum Contaminant Level.	B Analyte detected in the associated Method Blank
	D Sample Diluted Due to Matrix	E Value above quantitation range
	H Holding times for preparation or analysis exceeded	J Analyte detected below quantitation limits
	ND Not Detected at the Reporting Limit	P Sample pH Not In Range
	R RPD outside accepted recovery limits	RL Reporting Detection Limit
	S % Recovery outside of range due to dilution or matrix	W Sample container temperature is out of limit as specified

Hall Environmental Analysis Laboratory, Inc.

CLIENT: Intera, Inc.

Client Sample ID: SB-21 (0-5)

Project: COA Railyards

Collection Date: 10/27/2016 8:15:00 AM

Lab ID: 1610E23-021

Matrix: MEOH (SOIL) Received Date: 10/28/2016 10:11:00 AM

Analyses	Result	MDL	PQL	Qual	Units	DF	Date Analyzed	Batch ID
EPA METHOD 8015M/D: DIESEL RANGE ORGANICS								Analyst: TOM
Diesel Range Organics (DRO)	ND	1.8	9.8		mg/Kg	1	11/2/2016 1:11:11 AM	28375
Motor Oil Range Organics (MRO)	ND	49	49		mg/Kg	1	11/2/2016 1:11:11 AM	28375
Surr: DNOP	95.5	0	70-130		%Rec	1	11/2/2016 1:11:11 AM	28375
EPA METHOD 8310: PAHS								Analyst: SCC
Naphthalene	ND	0.035	0.25		mg/Kg	1	11/7/2016 4:46:05 AM	28398
1-Methylnaphthalene	ND	0.037	0.25		mg/Kg	1	11/7/2016 4:46:05 AM	28398
2-Methylnaphthalene	ND	0.035	0.25		mg/Kg	1	11/7/2016 4:46:05 AM	28398
Acenaphthylene	ND	0.033	0.25		mg/Kg	1	11/7/2016 4:46:05 AM	28398
Acenaphthene	ND	0.030	0.25		mg/Kg	1	11/7/2016 4:46:05 AM	28398
Fluorene	ND	0.0033	0.030		mg/Kg	1	11/7/2016 4:46:05 AM	28398
Phenanthrene	0.0035	0.0016	0.015	J	mg/Kg	1	11/7/2016 4:46:05 AM	28398
Anthracene	ND	0.0024	0.015		mg/Kg	1	11/7/2016 4:46:05 AM	28398
Fluoranthene	ND	0.0033	0.020		mg/Kg	1	11/7/2016 4:46:05 AM	28398
Pyrene	ND	0.0034	0.025		mg/Kg	1	11/7/2016 4:46:05 AM	28398
Benz(a)anthracene	ND	0.00050	0.0099		mg/Kg	1	11/7/2016 4:46:05 AM	28398
Chrysene	ND	0.0014	0.0099		mg/Kg	1	11/7/2016 4:46:05 AM	28398
Benzo(b)fluoranthene	ND	0.00070	0.0099		mg/Kg	1	11/7/2016 4:46:05 AM	28398
Benzo(k)fluoranthene	ND	0.00040	0.0099		mg/Kg	1	11/7/2016 4:46:05 AM	28398
Benzo(a)pyrene	0.00050	0.00040	0.0099	J	mg/Kg	1	11/7/2016 4:46:05 AM	28398
Dibenz(a,h)anthracene	ND	0.00050	0.0099		mg/Kg	1	11/7/2016 4:46:05 AM	28398
Benzo(g,h,i)perylene	0.00074	0.00060	0.0099	J	mg/Kg	1	11/7/2016 4:46:05 AM	28398
Indeno(1,2,3-cd)pyrene	0.0087	0.00079	0.0099	J	mg/Kg	1	11/7/2016 4:46:05 AM	28398
Surr: Benzo(e)pyrene	66.7	0	27.4-110		%Rec	1	11/7/2016 4:46:05 AM	28398
EPA METHOD 6010B: SOIL METALS								Analyst: MED
Antimony	ND	0.96	2.4		mg/Kg	1	11/2/2016 11:40:23 AM	28364
Arsenic	3.5	0.85	2.4		mg/Kg	1	11/2/2016 11:40:23 AM	28364
Chromium	6.9	0.090	0.29		mg/Kg	1	11/2/2016 11:40:23 AM	28364
Iron	11000	72	240		mg/Kg	100	11/2/2016 10:47:08 AM	28364
Lead	1.7	0.17	0.24		mg/Kg	1	11/2/2016 11:40:23 AM	28364
Manganese	410	0.10	0.19		mg/Kg	2	11/2/2016 11:42:00 AM	28364
Thallium	ND	0.74	2.4		mg/Kg	1	11/2/2016 11:40:23 AM	28364
EPA METHOD 8260B: VOLATILES								Analyst: DJF
Benzene	ND	0.012	0.015		mg/Kg	1	11/1/2016 4:03:34 AM	T38351
Toluene	ND	0.0018	0.030		mg/Kg	1	11/1/2016 4:03:34 AM	T38351
Ethylbenzene	ND	0.0025	0.030		mg/Kg	1	11/1/2016 4:03:34 AM	T38351
Methyl tert-butyl ether (MTBE)	ND	0.0095	0.030		mg/Kg	1	11/1/2016 4:03:34 AM	T38351
1,2,4-Trimethylbenzene	ND	0.0022	0.030		mg/Kg	1	11/1/2016 4:03:34 AM	T38351
1,3,5-Trimethylbenzene	ND	0.0022	0.030		mg/Kg	1	11/1/2016 4:03:34 AM	T38351

Refer to the QC Summary report and sample login checklist for flagged QC data and preservation information.

Qualifiers:	* Value exceeds Maximum Contaminant Level.	B Analyte detected in the associated Method Blank
	D Sample Diluted Due to Matrix	E Value above quantitation range
	H Holding times for preparation or analysis exceeded	J Analyte detected below quantitation limits
	ND Not Detected at the Reporting Limit	P Sample pH Not In Range
	R RPD outside accepted recovery limits	RL Reporting Detection Limit
	S % Recovery outside of range due to dilution or matrix	W Sample container temperature is out of limit as specified

Hall Environmental Analysis Laboratory, Inc.

CLIENT: Intera, Inc.

Client Sample ID: SB-21 (0-5)

Project: COA Railyards

Collection Date: 10/27/2016 8:15:00 AM

Lab ID: 1610E23-021

Matrix: MEOH (SOIL) Received Date: 10/28/2016 10:11:00 AM

Analyses	Result	MDL	PQL	Qual	Units	DF	Date Analyzed	Batch ID
EPA METHOD 8260B: VOLATILES							Analyst: DJF	
1,2-Dichloroethane (EDC)	ND	0.0079	0.030		mg/Kg	1	11/1/2016 4:03:34 AM	T38351
1,2-Dibromoethane (EDB)	ND	0.0022	0.030		mg/Kg	1	11/1/2016 4:03:34 AM	T38351
Naphthalene	ND	0.0047	0.061		mg/Kg	1	11/1/2016 4:03:34 AM	T38351
1-Methylnaphthalene	ND	0.0067	0.12		mg/Kg	1	11/1/2016 4:03:34 AM	T38351
2-Methylnaphthalene	ND	0.0065	0.12		mg/Kg	1	11/1/2016 4:03:34 AM	T38351
Acetone	0.044	0.039	0.46	J	mg/Kg	1	11/1/2016 4:03:34 AM	T38351
Bromobenzene	ND	0.0024	0.030		mg/Kg	1	11/1/2016 4:03:34 AM	T38351
Bromodichloromethane	ND	0.0018	0.030		mg/Kg	1	11/1/2016 4:03:34 AM	T38351
Bromoform	ND	0.0037	0.030		mg/Kg	1	11/1/2016 4:03:34 AM	T38351
Bromomethane	0.012	0.011	0.091	J	mg/Kg	1	11/1/2016 4:03:34 AM	T38351
2-Butanone	ND	0.017	0.30		mg/Kg	1	11/1/2016 4:03:34 AM	T38351
Carbon disulfide	ND	0.010	0.30		mg/Kg	1	11/1/2016 4:03:34 AM	T38351
Carbon tetrachloride	ND	0.0020	0.030		mg/Kg	1	11/1/2016 4:03:34 AM	T38351
Chlorobenzene	ND	0.0025	0.030		mg/Kg	1	11/1/2016 4:03:34 AM	T38351
Chloroethane	ND	0.0061	0.061		mg/Kg	1	11/1/2016 4:03:34 AM	T38351
Chloroform	ND	0.0023	0.030		mg/Kg	1	11/1/2016 4:03:34 AM	T38351
Chloromethane	ND	0.0027	0.091		mg/Kg	1	11/1/2016 4:03:34 AM	T38351
2-Chlorotoluene	ND	0.0022	0.030		mg/Kg	1	11/1/2016 4:03:34 AM	T38351
4-Chlorotoluene	ND	0.0027	0.030		mg/Kg	1	11/1/2016 4:03:34 AM	T38351
cis-1,2-DCE	ND	0.0018	0.030		mg/Kg	1	11/1/2016 4:03:34 AM	T38351
cis-1,3-Dichloropropene	ND	0.0028	0.030		mg/Kg	1	11/1/2016 4:03:34 AM	T38351
1,2-Dibromo-3-chloropropane	ND	0.0093	0.061		mg/Kg	1	11/1/2016 4:03:34 AM	T38351
Dibromochloromethane	ND	0.0027	0.030		mg/Kg	1	11/1/2016 4:03:34 AM	T38351
Dibromomethane	ND	0.0026	0.030		mg/Kg	1	11/1/2016 4:03:34 AM	T38351
1,2-Dichlorobenzene	ND	0.0026	0.030		mg/Kg	1	11/1/2016 4:03:34 AM	T38351
1,3-Dichlorobenzene	ND	0.0025	0.030		mg/Kg	1	11/1/2016 4:03:34 AM	T38351
1,4-Dichlorobenzene	ND	0.0038	0.030		mg/Kg	1	11/1/2016 4:03:34 AM	T38351
Dichlorodifluoromethane	ND	0.0094	0.030		mg/Kg	1	11/1/2016 4:03:34 AM	T38351
1,1-Dichloroethane	ND	0.0016	0.030		mg/Kg	1	11/1/2016 4:03:34 AM	T38351
1,1-Dichloroethene	ND	0.0099	0.030		mg/Kg	1	11/1/2016 4:03:34 AM	T38351
1,2-Dichloropropane	ND	0.0025	0.030		mg/Kg	1	11/1/2016 4:03:34 AM	T38351
1,3-Dichloropropane	ND	0.0034	0.030		mg/Kg	1	11/1/2016 4:03:34 AM	T38351
2,2-Dichloropropane	ND	0.0017	0.061		mg/Kg	1	11/1/2016 4:03:34 AM	T38351
1,1-Dichloropropene	ND	0.0024	0.061		mg/Kg	1	11/1/2016 4:03:34 AM	T38351
Hexachlorobutadiene	ND	0.0037	0.061		mg/Kg	1	11/1/2016 4:03:34 AM	T38351
2-Hexanone	ND	0.017	0.30		mg/Kg	1	11/1/2016 4:03:34 AM	T38351
Isopropylbenzene	ND	0.0026	0.030		mg/Kg	1	11/1/2016 4:03:34 AM	T38351
4-Isopropyltoluene	ND	0.0027	0.030		mg/Kg	1	11/1/2016 4:03:34 AM	T38351
4-Methyl-2-pentanone	ND	0.0088	0.30		mg/Kg	1	11/1/2016 4:03:34 AM	T38351

Refer to the QC Summary report and sample login checklist for flagged QC data and preservation information.

Qualifiers:	*	Value exceeds Maximum Contaminant Level.	B	Analyte detected in the associated Method Blank
	D	Sample Diluted Due to Matrix	E	Value above quantitation range
	H	Holding times for preparation or analysis exceeded	J	Analyte detected below quantitation limits
	ND	Not Detected at the Reporting Limit	P	Sample pH Not In Range
	R	RPD outside accepted recovery limits	RL	Reporting Detection Limit
	S	% Recovery outside of range due to dilution or matrix	W	Sample container temperature is out of limit as specified

Hall Environmental Analysis Laboratory, Inc.

CLIENT: Intera, Inc.

Client Sample ID: SB-21 (0-5)

Project: COA Railyards

Collection Date: 10/27/2016 8:15:00 AM

Lab ID: 1610E23-021

Matrix: MEOH (SOIL) Received Date: 10/28/2016 10:11:00 AM

Analyses	Result	MDL	PQL	Qual	Units	DF	Date Analyzed	Batch ID
EPA METHOD 8260B: VOLATILES							Analyst: DJF	
Methylene chloride	0.020	0.0087	0.091	J	mg/Kg	1	11/1/2016 4:03:34 AM	T38351
n-Butylbenzene	ND	0.0027	0.091		mg/Kg	1	11/1/2016 4:03:34 AM	T38351
n-Propylbenzene	ND	0.0023	0.030		mg/Kg	1	11/1/2016 4:03:34 AM	T38351
sec-Butylbenzene	ND	0.0042	0.030		mg/Kg	1	11/1/2016 4:03:34 AM	T38351
Styrene	ND	0.0027	0.030		mg/Kg	1	11/1/2016 4:03:34 AM	T38351
tert-Butylbenzene	ND	0.0025	0.030		mg/Kg	1	11/1/2016 4:03:34 AM	T38351
1,1,1,2-Tetrachloroethane	ND	0.0029	0.030		mg/Kg	1	11/1/2016 4:03:34 AM	T38351
1,1,2,2-Tetrachloroethane	ND	0.0049	0.030		mg/Kg	1	11/1/2016 4:03:34 AM	T38351
Tetrachloroethene (PCE)	ND	0.0025	0.030		mg/Kg	1	11/1/2016 4:03:34 AM	T38351
trans-1,2-DCE	ND	0.0085	0.030		mg/Kg	1	11/1/2016 4:03:34 AM	T38351
trans-1,3-Dichloropropene	ND	0.0044	0.030		mg/Kg	1	11/1/2016 4:03:34 AM	T38351
1,2,3-Trichlorobenzene	ND	0.0045	0.061		mg/Kg	1	11/1/2016 4:03:34 AM	T38351
1,2,4-Trichlorobenzene	ND	0.0032	0.030		mg/Kg	1	11/1/2016 4:03:34 AM	T38351
1,1,1-Trichloroethane	ND	0.0019	0.030		mg/Kg	1	11/1/2016 4:03:34 AM	T38351
1,1,2-Trichloroethane	ND	0.0036	0.030		mg/Kg	1	11/1/2016 4:03:34 AM	T38351
Trichloroethene (TCE)	ND	0.0033	0.030		mg/Kg	1	11/1/2016 4:03:34 AM	T38351
Trichlorofluoromethane	ND	0.0023	0.030		mg/Kg	1	11/1/2016 4:03:34 AM	T38351
1,2,3-Trichloropropane	ND	0.0052	0.061		mg/Kg	1	11/1/2016 4:03:34 AM	T38351
Vinyl chloride	ND	0.0025	0.030		mg/Kg	1	11/1/2016 4:03:34 AM	T38351
Xylenes, Total	ND	0.0057	0.061		mg/Kg	1	11/1/2016 4:03:34 AM	T38351
Surr: Dibromofluoromethane	97.8		70-130		%Rec	1	11/1/2016 4:03:34 AM	T38351
Surr: 1,2-Dichloroethane-d4	88.1		70-130		%Rec	1	11/1/2016 4:03:34 AM	T38351
Surr: Toluene-d8	98.7		70-130		%Rec	1	11/1/2016 4:03:34 AM	T38351
Surr: 4-Bromofluorobenzene	91.1		70-130		%Rec	1	11/1/2016 4:03:34 AM	T38351
EPA METHOD 8015D MOD: GASOLINE RANGE							Analyst: DJF	
Gasoline Range Organics (GRO)	ND	0.46	3.0		mg/Kg	1	11/1/2016 4:03:34 AM	GT3835
Surr: BFB	98.6	0	70-130		%Rec	1	11/1/2016 4:03:34 AM	GT3835

Refer to the QC Summary report and sample login checklist for flagged QC data and preservation information.

Qualifiers:	* Value exceeds Maximum Contaminant Level.	B Analyte detected in the associated Method Blank
	D Sample Diluted Due to Matrix	E Value above quantitation range
	H Holding times for preparation or analysis exceeded	J Analyte detected below quantitation limits
	ND Not Detected at the Reporting Limit	P Sample pH Not In Range
	R RPD outside accepted recovery limits	RL Reporting Detection Limit
	S % Recovery outside of range due to dilution or matrix	W Sample container temperature is out of limit as specified

Hall Environmental Analysis Laboratory, Inc.

CLIENT: Intera, Inc.

Client Sample ID: SB-22 (3-6)

Project: COA Railyards

Collection Date: 10/27/2016 8:35:00 AM

Lab ID: 1610E23-022

Matrix: MEOH (SOIL) Received Date: 10/28/2016 10:11:00 AM

Analyses	Result	MDL	PQL	Qual	Units	DF	Date Analyzed	Batch ID
EPA METHOD 8015M/D: DIESEL RANGE ORGANICS							Analyst: TOM	
Diesel Range Organics (DRO)	1100	18	98		mg/Kg	10	11/3/2016 12:25:33 AM	28375
Motor Oil Range Organics (MRO)	4600	490	490		mg/Kg	10	11/3/2016 12:25:33 AM	28375
Surr: DNOP	0	0	70-130	S	%Rec	10	11/3/2016 12:25:33 AM	28375
EPA METHOD 8310: PAHS							Analyst: SCC	
Naphthalene	ND	3.4	24	D	mg/Kg	10	11/8/2016 11:55:31 AM	28398
1-Methylnaphthalene	ND	3.6	24	D	mg/Kg	10	11/8/2016 11:55:31 AM	28398
2-Methylnaphthalene	ND	3.4	24	D	mg/Kg	10	11/8/2016 11:55:31 AM	28398
Acenaphthylene	ND	3.3	24	D	mg/Kg	10	11/8/2016 11:55:31 AM	28398
Acenaphthene	ND	3.0	24	D	mg/Kg	10	11/8/2016 11:55:31 AM	28398
Fluorene	ND	0.32	2.9	D	mg/Kg	10	11/8/2016 11:55:31 AM	28398
Phenanthrene	ND	0.16	1.5	D	mg/Kg	10	11/8/2016 11:55:31 AM	28398
Anthracene	ND	0.23	1.5	D	mg/Kg	10	11/8/2016 11:55:31 AM	28398
Fluoranthene	ND	0.32	1.9	D	mg/Kg	10	11/8/2016 11:55:31 AM	28398
Pyrene	ND	0.33	2.4	D	mg/Kg	10	11/8/2016 11:55:31 AM	28398
Benz(a)anthracene	ND	0.049	0.97	D	mg/Kg	10	11/8/2016 11:55:31 AM	28398
Chrysene	ND	0.14	0.97	D	mg/Kg	10	11/8/2016 11:55:31 AM	28398
Benzo(b)fluoranthene	ND	0.069	0.97	D	mg/Kg	10	11/8/2016 11:55:31 AM	28398
Benzo(k)fluoranthene	ND	0.039	0.97	D	mg/Kg	10	11/8/2016 11:55:31 AM	28398
Benzo(a)pyrene	ND	0.039	0.97	D	mg/Kg	10	11/8/2016 11:55:31 AM	28398
Dibenz(a,h)anthracene	ND	0.049	0.97	D	mg/Kg	10	11/8/2016 11:55:31 AM	28398
Benzo(g,h,i)perylene	0.073	0.058	0.97	JD	mg/Kg	10	11/8/2016 11:55:31 AM	28398
Indeno(1,2,3-cd)pyrene	ND	0.078	0.97	D	mg/Kg	10	11/8/2016 11:55:31 AM	28398
Surr: Benzo(e)pyrene	0	0	27.4-110	SD	%Rec	10	11/8/2016 11:55:31 AM	28398
EPA METHOD 6010B: SOIL METALS							Analyst: MED	
Antimony	ND	1.0	2.5		mg/Kg	1	11/2/2016 11:43:41 AM	28364
Arsenic	3.8	0.89	2.5		mg/Kg	1	11/2/2016 11:43:41 AM	28364
Chromium	7.2	0.094	0.30		mg/Kg	1	11/2/2016 11:43:41 AM	28364
Iron	11000	75	250		mg/Kg	100	11/2/2016 10:54:57 AM	28364
Lead	1.7	0.17	0.25		mg/Kg	1	11/2/2016 11:43:41 AM	28364
Manganese	320	0.11	0.20		mg/Kg	2	11/2/2016 11:45:14 AM	28364
Thallium	ND	0.77	2.5		mg/Kg	1	11/2/2016 11:43:41 AM	28364
EPA METHOD 8260B: VOLATILES							Analyst: DJF	
Benzene	ND	0.014	0.018		mg/Kg	1	11/1/2016 5:29:40 AM	T38351
Toluene	ND	0.0021	0.036		mg/Kg	1	11/1/2016 5:29:40 AM	T38351
Ethylbenzene	ND	0.0029	0.036		mg/Kg	1	11/1/2016 5:29:40 AM	T38351
Methyl tert-butyl ether (MTBE)	ND	0.011	0.036		mg/Kg	1	11/1/2016 5:29:40 AM	T38351
1,2,4-Trimethylbenzene	ND	0.0026	0.036		mg/Kg	1	11/1/2016 5:29:40 AM	T38351
1,3,5-Trimethylbenzene	ND	0.0026	0.036		mg/Kg	1	11/1/2016 5:29:40 AM	T38351

Refer to the QC Summary report and sample login checklist for flagged QC data and preservation information.

Qualifiers:	* Value exceeds Maximum Contaminant Level.	B Analyte detected in the associated Method Blank
	D Sample Diluted Due to Matrix	E Value above quantitation range
	H Holding times for preparation or analysis exceeded	J Analyte detected below quantitation limits
	ND Not Detected at the Reporting Limit	P Sample pH Not In Range
	R RPD outside accepted recovery limits	RL Reporting Detection Limit
	S % Recovery outside of range due to dilution or matrix	W Sample container temperature is out of limit as specified

Hall Environmental Analysis Laboratory, Inc.

CLIENT: Intera, Inc.

Client Sample ID: SB-22 (3-6)

Project: COA Railyards

Collection Date: 10/27/2016 8:35:00 AM

Lab ID: 1610E23-022

Matrix: MEOH (SOIL) Received Date: 10/28/2016 10:11:00 AM

Analyses	Result	MDL	PQL	Qual	Units	DF	Date Analyzed	Batch ID
EPA METHOD 8260B: VOLATILES							Analyst: DJF	
1,2-Dichloroethane (EDC)	ND	0.0094	0.036		mg/Kg	1	11/1/2016 5:29:40 AM	T38351
1,2-Dibromoethane (EDB)	ND	0.0026	0.036		mg/Kg	1	11/1/2016 5:29:40 AM	T38351
Naphthalene	ND	0.0056	0.072		mg/Kg	1	11/1/2016 5:29:40 AM	T38351
1-Methylnaphthalene	ND	0.0080	0.14		mg/Kg	1	11/1/2016 5:29:40 AM	T38351
2-Methylnaphthalene	ND	0.0077	0.14		mg/Kg	1	11/1/2016 5:29:40 AM	T38351
Acetone	ND	0.046	0.54		mg/Kg	1	11/1/2016 5:29:40 AM	T38351
Bromobenzene	ND	0.0029	0.036		mg/Kg	1	11/1/2016 5:29:40 AM	T38351
Bromodichloromethane	ND	0.0021	0.036		mg/Kg	1	11/1/2016 5:29:40 AM	T38351
Bromoform	ND	0.0044	0.036		mg/Kg	1	11/1/2016 5:29:40 AM	T38351
Bromomethane	0.013	0.013	0.11	J	mg/Kg	1	11/1/2016 5:29:40 AM	T38351
2-Butanone	0.032	0.021	0.36	J	mg/Kg	1	11/1/2016 5:29:40 AM	T38351
Carbon disulfide	ND	0.012	0.36		mg/Kg	1	11/1/2016 5:29:40 AM	T38351
Carbon tetrachloride	ND	0.0024	0.036		mg/Kg	1	11/1/2016 5:29:40 AM	T38351
Chlorobenzene	ND	0.0029	0.036		mg/Kg	1	11/1/2016 5:29:40 AM	T38351
Chloroethane	ND	0.0072	0.072		mg/Kg	1	11/1/2016 5:29:40 AM	T38351
Chloroform	ND	0.0027	0.036		mg/Kg	1	11/1/2016 5:29:40 AM	T38351
Chloromethane	ND	0.0032	0.11		mg/Kg	1	11/1/2016 5:29:40 AM	T38351
2-Chlorotoluene	ND	0.0026	0.036		mg/Kg	1	11/1/2016 5:29:40 AM	T38351
4-Chlorotoluene	ND	0.0032	0.036		mg/Kg	1	11/1/2016 5:29:40 AM	T38351
cis-1,2-DCE	ND	0.0021	0.036		mg/Kg	1	11/1/2016 5:29:40 AM	T38351
cis-1,3-Dichloropropene	ND	0.0033	0.036		mg/Kg	1	11/1/2016 5:29:40 AM	T38351
1,2-Dibromo-3-chloropropane	ND	0.011	0.072		mg/Kg	1	11/1/2016 5:29:40 AM	T38351
Dibromochloromethane	ND	0.0032	0.036		mg/Kg	1	11/1/2016 5:29:40 AM	T38351
Dibromomethane	ND	0.0031	0.036		mg/Kg	1	11/1/2016 5:29:40 AM	T38351
1,2-Dichlorobenzene	ND	0.0031	0.036		mg/Kg	1	11/1/2016 5:29:40 AM	T38351
1,3-Dichlorobenzene	ND	0.0029	0.036		mg/Kg	1	11/1/2016 5:29:40 AM	T38351
1,4-Dichlorobenzene	ND	0.0045	0.036		mg/Kg	1	11/1/2016 5:29:40 AM	T38351
Dichlorodifluoromethane	ND	0.011	0.036		mg/Kg	1	11/1/2016 5:29:40 AM	T38351
1,1-Dichloroethane	ND	0.0019	0.036		mg/Kg	1	11/1/2016 5:29:40 AM	T38351
1,1-Dichloroethene	ND	0.012	0.036		mg/Kg	1	11/1/2016 5:29:40 AM	T38351
1,2-Dichloropropane	ND	0.0030	0.036		mg/Kg	1	11/1/2016 5:29:40 AM	T38351
1,3-Dichloropropane	ND	0.0041	0.036		mg/Kg	1	11/1/2016 5:29:40 AM	T38351
2,2-Dichloropropane	ND	0.0021	0.072		mg/Kg	1	11/1/2016 5:29:40 AM	T38351
1,1-Dichloropropene	ND	0.0028	0.072		mg/Kg	1	11/1/2016 5:29:40 AM	T38351
Hexachlorobutadiene	ND	0.0044	0.072		mg/Kg	1	11/1/2016 5:29:40 AM	T38351
2-Hexanone	ND	0.020	0.36		mg/Kg	1	11/1/2016 5:29:40 AM	T38351
Isopropylbenzene	ND	0.0031	0.036		mg/Kg	1	11/1/2016 5:29:40 AM	T38351
4-Isopropyltoluene	ND	0.0032	0.036		mg/Kg	1	11/1/2016 5:29:40 AM	T38351
4-Methyl-2-pentanone	ND	0.010	0.36		mg/Kg	1	11/1/2016 5:29:40 AM	T38351

Refer to the QC Summary report and sample login checklist for flagged QC data and preservation information.

Qualifiers:	* Value exceeds Maximum Contaminant Level.	B Analyte detected in the associated Method Blank
	D Sample Diluted Due to Matrix	E Value above quantitation range
	H Holding times for preparation or analysis exceeded	J Analyte detected below quantitation limits
	ND Not Detected at the Reporting Limit	P Sample pH Not In Range
	R RPD outside accepted recovery limits	RL Reporting Detection Limit
	S % Recovery outside of range due to dilution or matrix	W Sample container temperature is out of limit as specified

Hall Environmental Analysis Laboratory, Inc.

CLIENT: Intera, Inc.

Client Sample ID: SB-22 (3-6)

Project: COA Railyards

Collection Date: 10/27/2016 8:35:00 AM

Lab ID: 1610E23-022

Matrix: MEOH (SOIL) Received Date: 10/28/2016 10:11:00 AM

Analyses	Result	MDL	PQL	Qual	Units	DF	Date Analyzed	Batch ID
EPA METHOD 8260B: VOLATILES							Analyst: DJF	
Methylene chloride	0.030	0.010	0.11	J	mg/Kg	1	11/1/2016 5:29:40 AM	T38351
n-Butylbenzene	ND	0.0032	0.11		mg/Kg	1	11/1/2016 5:29:40 AM	T38351
n-Propylbenzene	ND	0.0028	0.036		mg/Kg	1	11/1/2016 5:29:40 AM	T38351
sec-Butylbenzene	ND	0.0050	0.036		mg/Kg	1	11/1/2016 5:29:40 AM	T38351
Styrene	ND	0.0032	0.036		mg/Kg	1	11/1/2016 5:29:40 AM	T38351
tert-Butylbenzene	ND	0.0030	0.036		mg/Kg	1	11/1/2016 5:29:40 AM	T38351
1,1,1,2-Tetrachloroethane	ND	0.0034	0.036		mg/Kg	1	11/1/2016 5:29:40 AM	T38351
1,1,2,2-Tetrachloroethane	ND	0.0058	0.036		mg/Kg	1	11/1/2016 5:29:40 AM	T38351
Tetrachloroethene (PCE)	ND	0.0030	0.036		mg/Kg	1	11/1/2016 5:29:40 AM	T38351
trans-1,2-DCE	ND	0.010	0.036		mg/Kg	1	11/1/2016 5:29:40 AM	T38351
trans-1,3-Dichloropropene	ND	0.0053	0.036		mg/Kg	1	11/1/2016 5:29:40 AM	T38351
1,2,3-Trichlorobenzene	ND	0.0054	0.072		mg/Kg	1	11/1/2016 5:29:40 AM	T38351
1,2,4-Trichlorobenzene	ND	0.0038	0.036		mg/Kg	1	11/1/2016 5:29:40 AM	T38351
1,1,1-Trichloroethane	ND	0.0022	0.036		mg/Kg	1	11/1/2016 5:29:40 AM	T38351
1,1,2-Trichloroethane	ND	0.0042	0.036		mg/Kg	1	11/1/2016 5:29:40 AM	T38351
Trichloroethene (TCE)	ND	0.0038	0.036		mg/Kg	1	11/1/2016 5:29:40 AM	T38351
Trichlorofluoromethane	ND	0.0027	0.036		mg/Kg	1	11/1/2016 5:29:40 AM	T38351
1,2,3-Trichloropropane	ND	0.0062	0.072		mg/Kg	1	11/1/2016 5:29:40 AM	T38351
Vinyl chloride	ND	0.0029	0.036		mg/Kg	1	11/1/2016 5:29:40 AM	T38351
Xylenes, Total	ND	0.0068	0.072		mg/Kg	1	11/1/2016 5:29:40 AM	T38351
Surr: Dibromofluoromethane	93.9		70-130		%Rec	1	11/1/2016 5:29:40 AM	T38351
Surr: 1,2-Dichloroethane-d4	91.1		70-130		%Rec	1	11/1/2016 5:29:40 AM	T38351
Surr: Toluene-d8	93.3		70-130		%Rec	1	11/1/2016 5:29:40 AM	T38351
Surr: 4-Bromofluorobenzene	94.4		70-130		%Rec	1	11/1/2016 5:29:40 AM	T38351
EPA METHOD 8015D MOD: GASOLINE RANGE							Analyst: DJF	
Gasoline Range Organics (GRO)	ND	0.54	3.6		mg/Kg	1	11/1/2016 5:29:40 AM	GT3835
Surr: BFB	99.0	0	70-130		%Rec	1	11/1/2016 5:29:40 AM	GT3835

Refer to the QC Summary report and sample login checklist for flagged QC data and preservation information.

Qualifiers:	* Value exceeds Maximum Contaminant Level.	B Analyte detected in the associated Method Blank
	D Sample Diluted Due to Matrix	E Value above quantitation range
	H Holding times for preparation or analysis exceeded	J Analyte detected below quantitation limits
	ND Not Detected at the Reporting Limit	P Sample pH Not In Range
	R RPD outside accepted recovery limits	RL Reporting Detection Limit
	S % Recovery outside of range due to dilution or matrix	W Sample container temperature is out of limit as specified

Hall Environmental Analysis Laboratory, Inc.

CLIENT: Intera, Inc.

Client Sample ID: SB-23 (0-5)

Project: COA Railyards

Collection Date: 10/27/2016 8:58:00 AM

Lab ID: 1610E23-023

Matrix: MEOH (SOIL) Received Date: 10/28/2016 10:11:00 AM

Analyses	Result	MDL	PQL	Qual	Units	DF	Date Analyzed	Batch ID
EPA METHOD 8015M/D: DIESEL RANGE ORGANICS								Analyst: TOM
Diesel Range Organics (DRO)	170	3.6	20		mg/Kg	2	11/5/2016 3:14:19 AM	28375
Motor Oil Range Organics (MRO)	570	98	98		mg/Kg	2	11/5/2016 3:14:19 AM	28375
Surr: DNOP	99.8	0	70-130		%Rec	2	11/5/2016 3:14:19 AM	28375
EPA METHOD 8310: PAHS								Analyst: SCC
Naphthalene	ND	1.7	12	D	mg/Kg	5	11/7/2016 3:30:10 PM	28398
1-Methylnaphthalene	ND	1.8	12	D	mg/Kg	5	11/7/2016 3:30:10 PM	28398
2-Methylnaphthalene	ND	1.7	12	D	mg/Kg	5	11/7/2016 3:30:10 PM	28398
Acenaphthylene	ND	1.6	12	D	mg/Kg	5	11/7/2016 3:30:10 PM	28398
Acenaphthene	ND	1.5	12	D	mg/Kg	5	11/7/2016 3:30:10 PM	28398
Fluorene	ND	0.16	1.5	D	mg/Kg	5	11/7/2016 3:30:10 PM	28398
Phenanthrene	0.22	0.078	0.74	JD	mg/Kg	5	11/7/2016 3:30:10 PM	28398
Anthracene	ND	0.12	0.74	D	mg/Kg	5	11/7/2016 3:30:10 PM	28398
Fluoranthene	0.20	0.16	0.98	JD	mg/Kg	5	11/7/2016 3:30:10 PM	28398
Pyrene	0.22	0.17	1.2	JD	mg/Kg	5	11/7/2016 3:30:10 PM	28398
Benz(a)anthracene	0.098	0.025	0.49	JD	mg/Kg	5	11/7/2016 3:30:10 PM	28398
Chrysene	0.11	0.069	0.49	JD	mg/Kg	5	11/7/2016 3:30:10 PM	28398
Benzo(b)fluoranthene	0.098	0.035	0.49	JD	mg/Kg	5	11/7/2016 3:30:10 PM	28398
Benzo(k)fluoranthene	0.061	0.020	0.49	JD	mg/Kg	5	11/7/2016 3:30:10 PM	28398
Benzo(a)pyrene	0.098	0.020	0.49	JD	mg/Kg	5	11/7/2016 3:30:10 PM	28398
Dibenz(a,h)anthracene	ND	0.025	0.49	D	mg/Kg	5	11/7/2016 3:30:10 PM	28398
Benzo(g,h,i)perylene	0.11	0.029	0.49	JD	mg/Kg	5	11/7/2016 3:30:10 PM	28398
Indeno(1,2,3-cd)pyrene	0.34	0.039	0.49	JD	mg/Kg	5	11/7/2016 3:30:10 PM	28398
Surr: Benzo(e)pyrene	0	0	27.4-110	SD	%Rec	5	11/7/2016 3:30:10 PM	28398
EPA METHOD 6010B: SOIL METALS								Analyst: MED
Antimony	ND	1.0	2.5		mg/Kg	1	11/2/2016 11:46:56 AM	28364
Arsenic	1.9	0.88	2.5	J	mg/Kg	1	11/2/2016 11:46:56 AM	28364
Chromium	4.4	0.094	0.30		mg/Kg	1	11/2/2016 11:46:56 AM	28364
Iron	11000	75	250		mg/Kg	100	11/2/2016 10:56:27 AM	28364
Lead	21	0.17	0.25		mg/Kg	1	11/2/2016 11:46:56 AM	28364
Manganese	190	0.053	0.099		mg/Kg	1	11/2/2016 11:46:56 AM	28364
Thallium	ND	0.77	2.5		mg/Kg	1	11/2/2016 11:46:56 AM	28364
EPA METHOD 8260B: VOLATILES								Analyst: DJF
Benzene	ND	0.015	0.018		mg/Kg	1	11/1/2016 6:55:35 AM	T38351
Toluene	0.0071	0.0022	0.037	J	mg/Kg	1	11/1/2016 6:55:35 AM	T38351
Ethylbenzene	ND	0.0030	0.037		mg/Kg	1	11/1/2016 6:55:35 AM	T38351
Methyl tert-butyl ether (MTBE)	ND	0.012	0.037		mg/Kg	1	11/1/2016 6:55:35 AM	T38351
1,2,4-Trimethylbenzene	0.0099	0.0027	0.037	J	mg/Kg	1	11/1/2016 6:55:35 AM	T38351
1,3,5-Trimethylbenzene	ND	0.0027	0.037		mg/Kg	1	11/1/2016 6:55:35 AM	T38351

Refer to the QC Summary report and sample login checklist for flagged QC data and preservation information.

Qualifiers:	*	Value exceeds Maximum Contaminant Level.	B	Analyte detected in the associated Method Blank
	D	Sample Diluted Due to Matrix	E	Value above quantitation range
	H	Holding times for preparation or analysis exceeded	J	Analyte detected below quantitation limits
	ND	Not Detected at the Reporting Limit	P	Sample pH Not In Range
	R	RPD outside accepted recovery limits	RL	Reporting Detection Limit
	S	% Recovery outside of range due to dilution or matrix	W	Sample container temperature is out of limit as specified

Hall Environmental Analysis Laboratory, Inc.

CLIENT: Intera, Inc.

Client Sample ID: SB-23 (0-5)

Project: COA Railyards

Collection Date: 10/27/2016 8:58:00 AM

Lab ID: 1610E23-023

Matrix: MEOH (SOIL) Received Date: 10/28/2016 10:11:00 AM

Analyses	Result	MDL	PQL	Qual	Units	DF	Date Analyzed	Batch ID
EPA METHOD 8260B: VOLATILES							Analyst: DJF	
1,2-Dichloroethane (EDC)	ND	0.0096	0.037		mg/Kg	1	11/1/2016 6:55:35 AM	T38351
1,2-Dibromoethane (EDB)	ND	0.0026	0.037		mg/Kg	1	11/1/2016 6:55:35 AM	T38351
Naphthalene	0.020	0.0058	0.074	J	mg/Kg	1	11/1/2016 6:55:35 AM	T38351
1-Methylnaphthalene	0.013	0.0082	0.15	J	mg/Kg	1	11/1/2016 6:55:35 AM	T38351
2-Methylnaphthalene	0.024	0.0079	0.15	J	mg/Kg	1	11/1/2016 6:55:35 AM	T38351
Acetone	0.13	0.048	0.55	J	mg/Kg	1	11/1/2016 6:55:35 AM	T38351
Bromobenzene	ND	0.0030	0.037		mg/Kg	1	11/1/2016 6:55:35 AM	T38351
Bromodichloromethane	ND	0.0022	0.037		mg/Kg	1	11/1/2016 6:55:35 AM	T38351
Bromoform	ND	0.0045	0.037		mg/Kg	1	11/1/2016 6:55:35 AM	T38351
Bromomethane	ND	0.014	0.11		mg/Kg	1	11/1/2016 6:55:35 AM	T38351
2-Butanone	ND	0.021	0.37		mg/Kg	1	11/1/2016 6:55:35 AM	T38351
Carbon disulfide	ND	0.012	0.37		mg/Kg	1	11/1/2016 6:55:35 AM	T38351
Carbon tetrachloride	ND	0.0024	0.037		mg/Kg	1	11/1/2016 6:55:35 AM	T38351
Chlorobenzene	ND	0.0030	0.037		mg/Kg	1	11/1/2016 6:55:35 AM	T38351
Chloroethane	ND	0.0074	0.074		mg/Kg	1	11/1/2016 6:55:35 AM	T38351
Chloroform	0.032	0.0028	0.037	J	mg/Kg	1	11/1/2016 6:55:35 AM	T38351
Chloromethane	ND	0.0033	0.11		mg/Kg	1	11/1/2016 6:55:35 AM	T38351
2-Chlorotoluene	ND	0.0027	0.037		mg/Kg	1	11/1/2016 6:55:35 AM	T38351
4-Chlorotoluene	ND	0.0033	0.037		mg/Kg	1	11/1/2016 6:55:35 AM	T38351
cis-1,2-DCE	ND	0.0021	0.037		mg/Kg	1	11/1/2016 6:55:35 AM	T38351
cis-1,3-Dichloropropene	ND	0.0034	0.037		mg/Kg	1	11/1/2016 6:55:35 AM	T38351
1,2-Dibromo-3-chloropropane	ND	0.011	0.074		mg/Kg	1	11/1/2016 6:55:35 AM	T38351
Dibromochloromethane	ND	0.0033	0.037		mg/Kg	1	11/1/2016 6:55:35 AM	T38351
Dibromomethane	ND	0.0032	0.037		mg/Kg	1	11/1/2016 6:55:35 AM	T38351
1,2-Dichlorobenzene	ND	0.0032	0.037		mg/Kg	1	11/1/2016 6:55:35 AM	T38351
1,3-Dichlorobenzene	ND	0.0030	0.037		mg/Kg	1	11/1/2016 6:55:35 AM	T38351
1,4-Dichlorobenzene	ND	0.0046	0.037		mg/Kg	1	11/1/2016 6:55:35 AM	T38351
Dichlorodifluoromethane	ND	0.011	0.037		mg/Kg	1	11/1/2016 6:55:35 AM	T38351
1,1-Dichloroethane	ND	0.0020	0.037		mg/Kg	1	11/1/2016 6:55:35 AM	T38351
1,1-Dichloroethene	ND	0.012	0.037		mg/Kg	1	11/1/2016 6:55:35 AM	T38351
1,2-Dichloropropane	ND	0.0031	0.037		mg/Kg	1	11/1/2016 6:55:35 AM	T38351
1,3-Dichloropropane	ND	0.0042	0.037		mg/Kg	1	11/1/2016 6:55:35 AM	T38351
2,2-Dichloropropane	ND	0.0021	0.074		mg/Kg	1	11/1/2016 6:55:35 AM	T38351
1,1-Dichloropropene	ND	0.0029	0.074		mg/Kg	1	11/1/2016 6:55:35 AM	T38351
Hexachlorobutadiene	ND	0.0045	0.074		mg/Kg	1	11/1/2016 6:55:35 AM	T38351
2-Hexanone	ND	0.020	0.37		mg/Kg	1	11/1/2016 6:55:35 AM	T38351
Isopropylbenzene	ND	0.0032	0.037		mg/Kg	1	11/1/2016 6:55:35 AM	T38351
4-Isopropyltoluene	ND	0.0033	0.037		mg/Kg	1	11/1/2016 6:55:35 AM	T38351
4-Methyl-2-pentanone	0.021	0.011	0.37	J	mg/Kg	1	11/1/2016 6:55:35 AM	T38351

Refer to the QC Summary report and sample login checklist for flagged QC data and preservation information.

Qualifiers:	* Value exceeds Maximum Contaminant Level.	B Analyte detected in the associated Method Blank
	D Sample Diluted Due to Matrix	E Value above quantitation range
	H Holding times for preparation or analysis exceeded	J Analyte detected below quantitation limits
	ND Not Detected at the Reporting Limit	P Sample pH Not In Range
	R RPD outside accepted recovery limits	RL Reporting Detection Limit
	S % Recovery outside of range due to dilution or matrix	W Sample container temperature is out of limit as specified

Hall Environmental Analysis Laboratory, Inc.

CLIENT: Intera, Inc.

Client Sample ID: SB-23 (0-5)

Project: COA Railyards

Collection Date: 10/27/2016 8:58:00 AM

Lab ID: 1610E23-023

Matrix: MEOH (SOIL) Received Date: 10/28/2016 10:11:00 AM

Analyses	Result	MDL	PQL	Qual	Units	DF	Date Analyzed	Batch ID
EPA METHOD 8260B: VOLATILES							Analyst: DJF	
Methylene chloride	0.023	0.011	0.11	J	mg/Kg	1	11/1/2016 6:55:35 AM	T38351
n-Butylbenzene	ND	0.0033	0.11		mg/Kg	1	11/1/2016 6:55:35 AM	T38351
n-Propylbenzene	ND	0.0028	0.037		mg/Kg	1	11/1/2016 6:55:35 AM	T38351
sec-Butylbenzene	ND	0.0051	0.037		mg/Kg	1	11/1/2016 6:55:35 AM	T38351
Styrene	ND	0.0033	0.037		mg/Kg	1	11/1/2016 6:55:35 AM	T38351
tert-Butylbenzene	ND	0.0031	0.037		mg/Kg	1	11/1/2016 6:55:35 AM	T38351
1,1,1,2-Tetrachloroethane	ND	0.0035	0.037		mg/Kg	1	11/1/2016 6:55:35 AM	T38351
1,1,2,2-Tetrachloroethane	ND	0.0060	0.037		mg/Kg	1	11/1/2016 6:55:35 AM	T38351
Tetrachloroethene (PCE)	ND	0.0031	0.037		mg/Kg	1	11/1/2016 6:55:35 AM	T38351
trans-1,2-DCE	ND	0.010	0.037		mg/Kg	1	11/1/2016 6:55:35 AM	T38351
trans-1,3-Dichloropropene	ND	0.0054	0.037		mg/Kg	1	11/1/2016 6:55:35 AM	T38351
1,2,3-Trichlorobenzene	ND	0.0055	0.074		mg/Kg	1	11/1/2016 6:55:35 AM	T38351
1,2,4-Trichlorobenzene	ND	0.0040	0.037		mg/Kg	1	11/1/2016 6:55:35 AM	T38351
1,1,1-Trichloroethane	ND	0.0023	0.037		mg/Kg	1	11/1/2016 6:55:35 AM	T38351
1,1,2-Trichloroethane	ND	0.0044	0.037		mg/Kg	1	11/1/2016 6:55:35 AM	T38351
Trichloroethene (TCE)	ND	0.0040	0.037		mg/Kg	1	11/1/2016 6:55:35 AM	T38351
Trichlorofluoromethane	ND	0.0028	0.037		mg/Kg	1	11/1/2016 6:55:35 AM	T38351
1,2,3-Trichloropropane	ND	0.0064	0.074		mg/Kg	1	11/1/2016 6:55:35 AM	T38351
Vinyl chloride	ND	0.0030	0.037		mg/Kg	1	11/1/2016 6:55:35 AM	T38351
Xylenes, Total	0.016	0.0070	0.074	J	mg/Kg	1	11/1/2016 6:55:35 AM	T38351
Surr: Dibromofluoromethane	98.4		70-130		%Rec	1	11/1/2016 6:55:35 AM	T38351
Surr: 1,2-Dichloroethane-d4	93.0		70-130		%Rec	1	11/1/2016 6:55:35 AM	T38351
Surr: Toluene-d8	94.6		70-130		%Rec	1	11/1/2016 6:55:35 AM	T38351
Surr: 4-Bromofluorobenzene	97.2		70-130		%Rec	1	11/1/2016 6:55:35 AM	T38351
EPA METHOD 8015D MOD: GASOLINE RANGE							Analyst: DJF	
Gasoline Range Organics (GRO)	1.1	0.56	3.7	J	mg/Kg	1	11/1/2016 6:55:35 AM	GT3835
Surr: BFB	101	0	70-130		%Rec	1	11/1/2016 6:55:35 AM	GT3835

Refer to the QC Summary report and sample login checklist for flagged QC data and preservation information.

Qualifiers:	* Value exceeds Maximum Contaminant Level.	B Analyte detected in the associated Method Blank
	D Sample Diluted Due to Matrix	E Value above quantitation range
	H Holding times for preparation or analysis exceeded	J Analyte detected below quantitation limits
	ND Not Detected at the Reporting Limit	P Sample pH Not In Range
	R RPD outside accepted recovery limits	RL Reporting Detection Limit
	S % Recovery outside of range due to dilution or matrix	W Sample container temperature is out of limit as specified

Hall Environmental Analysis Laboratory, Inc.

CLIENT: Intera, Inc.

Client Sample ID: SB-24 (0-5)

Project: COA Railyards

Collection Date: 10/27/2016 9:20:00 AM

Lab ID: 1610E23-024

Matrix: MEOH (SOIL) Received Date: 10/28/2016 10:11:00 AM

Analyses	Result	MDL	PQL	Qual	Units	DF	Date Analyzed	Batch ID
EPA METHOD 8015M/D: DIESEL RANGE ORGANICS							Analyst: TOM	
Diesel Range Organics (DRO)	29	1.8	10		mg/Kg	1	11/3/2016 1:52:18 AM	28375
Motor Oil Range Organics (MRO)	70	50	50		mg/Kg	1	11/3/2016 1:52:18 AM	28375
Surr: DNOP	102	0	70-130		%Rec	1	11/3/2016 1:52:18 AM	28375
EPA METHOD 8310: PAHS							Analyst: SCC	
Naphthalene	ND	0.35	2.5	D	mg/Kg	1	11/7/2016 6:42:54 AM	28417
1-Methylnaphthalene	ND	0.37	2.5	D	mg/Kg	1	11/7/2016 6:42:54 AM	28417
2-Methylnaphthalene	ND	0.35	2.5	D	mg/Kg	1	11/7/2016 6:42:54 AM	28417
Acenaphthylene	ND	0.33	2.5	D	mg/Kg	1	11/7/2016 6:42:54 AM	28417
Acenaphthene	ND	0.30	2.5	D	mg/Kg	1	11/7/2016 6:42:54 AM	28417
Fluorene	ND	0.033	0.30	D	mg/Kg	1	11/7/2016 6:42:54 AM	28417
Phenanthrene	0.11	0.016	0.15	JD	mg/Kg	1	11/7/2016 6:42:54 AM	28417
Anthracene	ND	0.024	0.15	D	mg/Kg	1	11/7/2016 6:42:54 AM	28417
Fluoranthene	0.070	0.033	0.20	JD	mg/Kg	1	11/7/2016 6:42:54 AM	28417
Pyrene	0.080	0.034	0.25	JD	mg/Kg	1	11/7/2016 6:42:54 AM	28417
Benz(a)anthracene	0.027	0.0050	0.10	JD	mg/Kg	1	11/7/2016 6:42:54 AM	28417
Chrysene	0.032	0.014	0.10	JD	mg/Kg	1	11/7/2016 6:42:54 AM	28417
Benzo(b)fluoranthene	0.020	0.0070	0.10	JD	mg/Kg	1	11/7/2016 6:42:54 AM	28417
Benzo(k)fluoranthene	0.022	0.0040	0.10	JD	mg/Kg	1	11/7/2016 6:42:54 AM	28417
Benzo(a)pyrene	0.040	0.0040	0.10	JD	mg/Kg	1	11/7/2016 6:42:54 AM	28417
Dibenz(a,h)anthracene	ND	0.0050	0.10	D	mg/Kg	1	11/7/2016 6:42:54 AM	28417
Benzo(g,h,i)perylene	0.027	0.0060	0.10	JD	mg/Kg	1	11/7/2016 6:42:54 AM	28417
Indeno(1,2,3-cd)pyrene	0.29	0.0080	0.10	D	mg/Kg	1	11/7/2016 6:42:54 AM	28417
Surr: Benzo(e)pyrene	0	0	27.4-110	SD	%Rec	1	11/7/2016 6:42:54 AM	28417
EPA METHOD 6010B: SOIL METALS							Analyst: MED	
Antimony	ND	1.0	2.5		mg/Kg	1	11/2/2016 11:50:19 AM	28364
Arsenic	2.9	0.88	2.5		mg/Kg	1	11/2/2016 11:50:19 AM	28364
Chromium	4.1	0.094	0.30		mg/Kg	1	11/2/2016 11:50:19 AM	28364
Iron	14000	75	250		mg/Kg	100	11/2/2016 10:57:58 AM	28364
Lead	28	0.17	0.25		mg/Kg	1	11/2/2016 11:50:19 AM	28364
Manganese	230	0.053	0.099		mg/Kg	1	11/2/2016 11:50:19 AM	28364
Thallium	ND	0.77	2.5		mg/Kg	1	11/2/2016 11:50:19 AM	28364
EPA METHOD 8260B: VOLATILES							Analyst: DJF	
Benzene	ND	0.011	0.013		mg/Kg	1	11/1/2016 7:24:14 AM	T38351
Toluene	ND	0.0016	0.026		mg/Kg	1	11/1/2016 7:24:14 AM	T38351
Ethylbenzene	ND	0.0022	0.026		mg/Kg	1	11/1/2016 7:24:14 AM	T38351
Methyl tert-butyl ether (MTBE)	ND	0.0083	0.026		mg/Kg	1	11/1/2016 7:24:14 AM	T38351
1,2,4-Trimethylbenzene	ND	0.0019	0.026		mg/Kg	1	11/1/2016 7:24:14 AM	T38351
1,3,5-Trimethylbenzene	ND	0.0019	0.026		mg/Kg	1	11/1/2016 7:24:14 AM	T38351

Refer to the QC Summary report and sample login checklist for flagged QC data and preservation information.

Qualifiers:	*	Value exceeds Maximum Contaminant Level.	B	Analyte detected in the associated Method Blank
	D	Sample Diluted Due to Matrix	E	Value above quantitation range
	H	Holding times for preparation or analysis exceeded	J	Analyte detected below quantitation limits
	ND	Not Detected at the Reporting Limit	P	Sample pH Not In Range
	R	RPD outside accepted recovery limits	RL	Reporting Detection Limit
	S	% Recovery outside of range due to dilution or matrix	W	Sample container temperature is out of limit as specified

Hall Environmental Analysis Laboratory, Inc.

CLIENT: Intera, Inc.

Client Sample ID: SB-24 (0-5)

Project: COA Railyards

Collection Date: 10/27/2016 9:20:00 AM

Lab ID: 1610E23-024

Matrix: MEOH (SOIL) Received Date: 10/28/2016 10:11:00 AM

Analyses	Result	MDL	PQL	Qual	Units	DF	Date Analyzed	Batch ID
EPA METHOD 8260B: VOLATILES							Analyst: DJF	
1,2-Dichloroethane (EDC)	ND	0.0069	0.026		mg/Kg	1	11/1/2016 7:24:14 AM	T38351
1,2-Dibromoethane (EDB)	ND	0.0019	0.026		mg/Kg	1	11/1/2016 7:24:14 AM	T38351
Naphthalene	ND	0.0041	0.053		mg/Kg	1	11/1/2016 7:24:14 AM	T38351
1-Methylnaphthalene	ND	0.0059	0.11		mg/Kg	1	11/1/2016 7:24:14 AM	T38351
2-Methylnaphthalene	ND	0.0057	0.11		mg/Kg	1	11/1/2016 7:24:14 AM	T38351
Acetone	ND	0.034	0.40		mg/Kg	1	11/1/2016 7:24:14 AM	T38351
Bromobenzene	ND	0.0021	0.026		mg/Kg	1	11/1/2016 7:24:14 AM	T38351
Bromodichloromethane	ND	0.0015	0.026		mg/Kg	1	11/1/2016 7:24:14 AM	T38351
Bromoform	ND	0.0032	0.026		mg/Kg	1	11/1/2016 7:24:14 AM	T38351
Bromomethane	ND	0.0097	0.079		mg/Kg	1	11/1/2016 7:24:14 AM	T38351
2-Butanone	ND	0.015	0.26		mg/Kg	1	11/1/2016 7:24:14 AM	T38351
Carbon disulfide	ND	0.0087	0.26		mg/Kg	1	11/1/2016 7:24:14 AM	T38351
Carbon tetrachloride	ND	0.0017	0.026		mg/Kg	1	11/1/2016 7:24:14 AM	T38351
Chlorobenzene	ND	0.0021	0.026		mg/Kg	1	11/1/2016 7:24:14 AM	T38351
Chloroethane	ND	0.0053	0.053		mg/Kg	1	11/1/2016 7:24:14 AM	T38351
Chloroform	ND	0.0020	0.026		mg/Kg	1	11/1/2016 7:24:14 AM	T38351
Chloromethane	ND	0.0023	0.079		mg/Kg	1	11/1/2016 7:24:14 AM	T38351
2-Chlorotoluene	ND	0.0019	0.026		mg/Kg	1	11/1/2016 7:24:14 AM	T38351
4-Chlorotoluene	ND	0.0023	0.026		mg/Kg	1	11/1/2016 7:24:14 AM	T38351
cis-1,2-DCE	ND	0.0015	0.026		mg/Kg	1	11/1/2016 7:24:14 AM	T38351
cis-1,3-Dichloropropene	ND	0.0024	0.026		mg/Kg	1	11/1/2016 7:24:14 AM	T38351
1,2-Dibromo-3-chloropropane	ND	0.0081	0.053		mg/Kg	1	11/1/2016 7:24:14 AM	T38351
Dibromochloromethane	ND	0.0024	0.026		mg/Kg	1	11/1/2016 7:24:14 AM	T38351
Dibromomethane	ND	0.0023	0.026		mg/Kg	1	11/1/2016 7:24:14 AM	T38351
1,2-Dichlorobenzene	ND	0.0023	0.026		mg/Kg	1	11/1/2016 7:24:14 AM	T38351
1,3-Dichlorobenzene	ND	0.0022	0.026		mg/Kg	1	11/1/2016 7:24:14 AM	T38351
1,4-Dichlorobenzene	ND	0.0033	0.026		mg/Kg	1	11/1/2016 7:24:14 AM	T38351
Dichlorodifluoromethane	ND	0.0082	0.026		mg/Kg	1	11/1/2016 7:24:14 AM	T38351
1,1-Dichloroethane	ND	0.0014	0.026		mg/Kg	1	11/1/2016 7:24:14 AM	T38351
1,1-Dichloroethene	ND	0.0086	0.026		mg/Kg	1	11/1/2016 7:24:14 AM	T38351
1,2-Dichloropropane	ND	0.0022	0.026		mg/Kg	1	11/1/2016 7:24:14 AM	T38351
1,3-Dichloropropane	ND	0.0030	0.026		mg/Kg	1	11/1/2016 7:24:14 AM	T38351
2,2-Dichloropropane	ND	0.0015	0.053		mg/Kg	1	11/1/2016 7:24:14 AM	T38351
1,1-Dichloropropene	ND	0.0021	0.053		mg/Kg	1	11/1/2016 7:24:14 AM	T38351
Hexachlorobutadiene	ND	0.0032	0.053		mg/Kg	1	11/1/2016 7:24:14 AM	T38351
2-Hexanone	ND	0.014	0.26		mg/Kg	1	11/1/2016 7:24:14 AM	T38351
Isopropylbenzene	ND	0.0023	0.026		mg/Kg	1	11/1/2016 7:24:14 AM	T38351
4-Isopropyltoluene	ND	0.0024	0.026		mg/Kg	1	11/1/2016 7:24:14 AM	T38351
4-Methyl-2-pentanone	ND	0.0077	0.26		mg/Kg	1	11/1/2016 7:24:14 AM	T38351

Refer to the QC Summary report and sample login checklist for flagged QC data and preservation information.

Qualifiers:	*	Value exceeds Maximum Contaminant Level.	B	Analyte detected in the associated Method Blank
	D	Sample Diluted Due to Matrix	E	Value above quantitation range
	H	Holding times for preparation or analysis exceeded	J	Analyte detected below quantitation limits
	ND	Not Detected at the Reporting Limit	P	Sample pH Not In Range
	R	RPD outside accepted recovery limits	RL	Reporting Detection Limit
	S	% Recovery outside of range due to dilution or matrix	W	Sample container temperature is out of limit as specified

Hall Environmental Analysis Laboratory, Inc.

CLIENT: Intera, Inc.

Client Sample ID: SB-24 (0-5)

Project: COA Railyards

Collection Date: 10/27/2016 9:20:00 AM

Lab ID: 1610E23-024

Matrix: MEOH (SOIL) Received Date: 10/28/2016 10:11:00 AM

Analyses	Result	MDL	PQL	Qual	Units	DF	Date Analyzed	Batch ID
EPA METHOD 8260B: VOLATILES							Analyst: DJF	
Methylene chloride	0.017	0.0076	0.079	J	mg/Kg	1	11/1/2016 7:24:14 AM	T38351
n-Butylbenzene	ND	0.0023	0.079		mg/Kg	1	11/1/2016 7:24:14 AM	T38351
n-Propylbenzene	ND	0.0020	0.026		mg/Kg	1	11/1/2016 7:24:14 AM	T38351
sec-Butylbenzene	ND	0.0037	0.026		mg/Kg	1	11/1/2016 7:24:14 AM	T38351
Styrene	ND	0.0024	0.026		mg/Kg	1	11/1/2016 7:24:14 AM	T38351
tert-Butylbenzene	ND	0.0022	0.026		mg/Kg	1	11/1/2016 7:24:14 AM	T38351
1,1,1,2-Tetrachloroethane	ND	0.0025	0.026		mg/Kg	1	11/1/2016 7:24:14 AM	T38351
1,1,2,2-Tetrachloroethane	ND	0.0043	0.026		mg/Kg	1	11/1/2016 7:24:14 AM	T38351
Tetrachloroethene (PCE)	ND	0.0022	0.026		mg/Kg	1	11/1/2016 7:24:14 AM	T38351
trans-1,2-DCE	ND	0.0074	0.026		mg/Kg	1	11/1/2016 7:24:14 AM	T38351
trans-1,3-Dichloropropene	ND	0.0039	0.026		mg/Kg	1	11/1/2016 7:24:14 AM	T38351
1,2,3-Trichlorobenzene	ND	0.0039	0.053		mg/Kg	1	11/1/2016 7:24:14 AM	T38351
1,2,4-Trichlorobenzene	ND	0.0028	0.026		mg/Kg	1	11/1/2016 7:24:14 AM	T38351
1,1,1-Trichloroethane	ND	0.0016	0.026		mg/Kg	1	11/1/2016 7:24:14 AM	T38351
1,1,2-Trichloroethane	ND	0.0031	0.026		mg/Kg	1	11/1/2016 7:24:14 AM	T38351
Trichloroethene (TCE)	ND	0.0028	0.026		mg/Kg	1	11/1/2016 7:24:14 AM	T38351
Trichlorofluoromethane	ND	0.0020	0.026		mg/Kg	1	11/1/2016 7:24:14 AM	T38351
1,2,3-Trichloropropane	ND	0.0046	0.053		mg/Kg	1	11/1/2016 7:24:14 AM	T38351
Vinyl chloride	ND	0.0022	0.026		mg/Kg	1	11/1/2016 7:24:14 AM	T38351
Xylenes, Total	ND	0.0050	0.053		mg/Kg	1	11/1/2016 7:24:14 AM	T38351
Surr: Dibromofluoromethane	93.6		70-130		%Rec	1	11/1/2016 7:24:14 AM	T38351
Surr: 1,2-Dichloroethane-d4	85.3		70-130		%Rec	1	11/1/2016 7:24:14 AM	T38351
Surr: Toluene-d8	95.4		70-130		%Rec	1	11/1/2016 7:24:14 AM	T38351
Surr: 4-Bromofluorobenzene	94.1		70-130		%Rec	1	11/1/2016 7:24:14 AM	T38351
EPA METHOD 8015D MOD: GASOLINE RANGE							Analyst: DJF	
Gasoline Range Organics (GRO)	ND	0.40	2.6		mg/Kg	1	11/1/2016 7:24:14 AM	GT3835
Surr: BFB	99.4	0	70-130		%Rec	1	11/1/2016 7:24:14 AM	GT3835

Refer to the QC Summary report and sample login checklist for flagged QC data and preservation information.

Qualifiers:	* Value exceeds Maximum Contaminant Level.	B Analyte detected in the associated Method Blank
	D Sample Diluted Due to Matrix	E Value above quantitation range
	H Holding times for preparation or analysis exceeded	J Analyte detected below quantitation limits
	ND Not Detected at the Reporting Limit	P Sample pH Not In Range
	R RPD outside accepted recovery limits	RL Reporting Detection Limit
	S % Recovery outside of range due to dilution or matrix	W Sample container temperature is out of limit as specified

Hall Environmental Analysis Laboratory, Inc.

CLIENT: Intera, Inc.

Client Sample ID: SB-25 (0-3)

Project: COA Railyards

Collection Date: 10/27/2016 9:45:00 AM

Lab ID: 1610E23-025

Matrix: MEOH (SOIL) Received Date: 10/28/2016 10:11:00 AM

Analyses	Result	MDL	PQL	Qual	Units	DF	Date Analyzed	Batch ID
EPA METHOD 8015M/D: DIESEL RANGE ORGANICS							Analyst: TOM	
Diesel Range Organics (DRO)	150	3.5	19		mg/Kg	2	11/5/2016 4:18:32 AM	28375
Motor Oil Range Organics (MRO)	300	94	94		mg/Kg	2	11/5/2016 4:18:32 AM	28375
Surr: DNOP	105	0	70-130		%Rec	2	11/5/2016 4:18:32 AM	28375
EPA METHOD 8310: PAHS							Analyst: SCC	
Naphthalene	ND	6.9	49	D	mg/Kg	20	11/7/2016 7:12:05 AM	28417
1-Methylnaphthalene	ND	7.3	49	D	mg/Kg	20	11/7/2016 7:12:05 AM	28417
2-Methylnaphthalene	ND	6.9	49	D	mg/Kg	20	11/7/2016 7:12:05 AM	28417
Acenaphthylene	ND	6.6	49	D	mg/Kg	20	11/7/2016 7:12:05 AM	28417
Acenaphthene	ND	6.1	49	D	mg/Kg	20	11/7/2016 7:12:05 AM	28417
Fluorene	ND	0.65	5.9	D	mg/Kg	20	11/7/2016 7:12:05 AM	28417
Phenanthrene	3.0	0.32	3.0	D	mg/Kg	20	11/7/2016 7:12:05 AM	28417
Anthracene	ND	0.47	3.0	D	mg/Kg	20	11/7/2016 7:12:05 AM	28417
Fluoranthene	3.5	0.65	4.0	JD	mg/Kg	20	11/7/2016 7:12:05 AM	28417
Pyrene	4.0	0.67	4.9	JD	mg/Kg	20	11/7/2016 7:12:05 AM	28417
Benz(a)anthracene	0.89	0.099	2.0	JD	mg/Kg	20	11/7/2016 7:12:05 AM	28417
Chrysene	0.74	0.28	2.0	JD	mg/Kg	20	11/7/2016 7:12:05 AM	28417
Benzo(b)fluoranthene	0.69	0.14	2.0	JD	mg/Kg	20	11/7/2016 7:12:05 AM	28417
Benzo(k)fluoranthene	0.49	0.079	2.0	JD	mg/Kg	20	11/7/2016 7:12:05 AM	28417
Benzo(a)pyrene	0.54	0.079	2.0	JD	mg/Kg	20	11/7/2016 7:12:05 AM	28417
Dibenz(a,h)anthracene	ND	0.099	2.0	D	mg/Kg	20	11/7/2016 7:12:05 AM	28417
Benzo(g,h,i)perylene	0.59	0.12	2.0	JD	mg/Kg	20	11/7/2016 7:12:05 AM	28417
Indeno(1,2,3-cd)pyrene	1.3	0.16	2.0	JD	mg/Kg	20	11/7/2016 7:12:05 AM	28417
Surr: Benzo(e)pyrene	0	0	27.4-110	SD	%Rec	20	11/7/2016 7:12:05 AM	28417
EPA METHOD 6010B: SOIL METALS							Analyst: MED	
Antimony	240	50	120		mg/Kg	50	11/2/2016 1:44:06 PM	28364
Arsenic	18	0.88	2.5		mg/Kg	1	11/2/2016 11:53:38 AM	28364
Chromium	4.5	0.093	0.30		mg/Kg	1	11/2/2016 11:53:38 AM	28364
Iron	15000	75	250		mg/Kg	100	11/2/2016 10:59:32 AM	28364
Lead	3900	17	25		mg/Kg	100	11/2/2016 10:59:32 AM	28364
Manganese	130	0.053	0.099		mg/Kg	1	11/2/2016 11:53:38 AM	28364
Thallium	ND	0.76	2.5		mg/Kg	1	11/2/2016 11:53:38 AM	28364
EPA METHOD 8260B: VOLATILES							Analyst: DJF	
Benzene	ND	0.016	0.020		mg/Kg	1	11/1/2016 12:46:15 PM	S38379
Toluene	ND	0.0023	0.039		mg/Kg	1	11/1/2016 12:46:15 PM	S38379
Ethylbenzene	ND	0.0032	0.039		mg/Kg	1	11/1/2016 12:46:15 PM	S38379
Methyl tert-butyl ether (MTBE)	ND	0.012	0.039		mg/Kg	1	11/1/2016 12:46:15 PM	S38379
1,2,4-Trimethylbenzene	ND	0.0029	0.039		mg/Kg	1	11/1/2016 12:46:15 PM	S38379
1,3,5-Trimethylbenzene	ND	0.0028	0.039		mg/Kg	1	11/1/2016 12:46:15 PM	S38379

Refer to the QC Summary report and sample login checklist for flagged QC data and preservation information.

Qualifiers:	*	Value exceeds Maximum Contaminant Level.	B	Analyte detected in the associated Method Blank
	D	Sample Diluted Due to Matrix	E	Value above quantitation range
	H	Holding times for preparation or analysis exceeded	J	Analyte detected below quantitation limits
	ND	Not Detected at the Reporting Limit	P	Sample pH Not In Range
	R	RPD outside accepted recovery limits	RL	Reporting Detection Limit
	S	% Recovery outside of range due to dilution or matrix	W	Sample container temperature is out of limit as specified

Hall Environmental Analysis Laboratory, Inc.

CLIENT: Intera, Inc.

Client Sample ID: SB-25 (0-3)

Project: COA Railyards

Collection Date: 10/27/2016 9:45:00 AM

Lab ID: 1610E23-025

Matrix: MEOH (SOIL) Received Date: 10/28/2016 10:11:00 AM

Analyses	Result	MDL	PQL	Qual	Units	DF	Date Analyzed	Batch ID
EPA METHOD 8260B: VOLATILES							Analyst: DJF	
1,2-Dichloroethane (EDC)	ND	0.010	0.039		mg/Kg	1	11/1/2016 12:46:15 PM	S38379
1,2-Dibromoethane (EDB)	ND	0.0028	0.039		mg/Kg	1	11/1/2016 12:46:15 PM	S38379
Naphthalene	0.059	0.0061	0.078	J	mg/Kg	1	11/1/2016 12:46:15 PM	S38379
1-Methylnaphthalene	0.093	0.0087	0.16	J	mg/Kg	1	11/1/2016 12:46:15 PM	S38379
2-Methylnaphthalene	0.14	0.0084	0.16	J	mg/Kg	1	11/1/2016 12:46:15 PM	S38379
Acetone	0.091	0.050	0.59	J	mg/Kg	1	11/1/2016 12:46:15 PM	S38379
Bromobenzene	ND	0.0031	0.039		mg/Kg	1	11/1/2016 12:46:15 PM	S38379
Bromodichloromethane	ND	0.0023	0.039		mg/Kg	1	11/1/2016 12:46:15 PM	S38379
Bromoform	ND	0.0048	0.039		mg/Kg	1	11/1/2016 12:46:15 PM	S38379
Bromomethane	ND	0.014	0.12		mg/Kg	1	11/1/2016 12:46:15 PM	S38379
2-Butanone	0.038	0.022	0.39	J	mg/Kg	1	11/1/2016 12:46:15 PM	S38379
Carbon disulfide	ND	0.013	0.39		mg/Kg	1	11/1/2016 12:46:15 PM	S38379
Carbon tetrachloride	ND	0.0026	0.039		mg/Kg	1	11/1/2016 12:46:15 PM	S38379
Chlorobenzene	ND	0.0032	0.039		mg/Kg	1	11/1/2016 12:46:15 PM	S38379
Chloroethane	ND	0.0078	0.078		mg/Kg	1	11/1/2016 12:46:15 PM	S38379
Chloroform	0.014	0.0029	0.039	J	mg/Kg	1	11/1/2016 12:46:15 PM	S38379
Chloromethane	ND	0.0035	0.12		mg/Kg	1	11/1/2016 12:46:15 PM	S38379
2-Chlorotoluene	ND	0.0029	0.039		mg/Kg	1	11/1/2016 12:46:15 PM	S38379
4-Chlorotoluene	ND	0.0035	0.039		mg/Kg	1	11/1/2016 12:46:15 PM	S38379
cis-1,2-DCE	ND	0.0023	0.039		mg/Kg	1	11/1/2016 12:46:15 PM	S38379
cis-1,3-Dichloropropene	ND	0.0036	0.039		mg/Kg	1	11/1/2016 12:46:15 PM	S38379
1,2-Dibromo-3-chloropropane	ND	0.012	0.078		mg/Kg	1	11/1/2016 12:46:15 PM	S38379
Dibromochloromethane	ND	0.0035	0.039		mg/Kg	1	11/1/2016 12:46:15 PM	S38379
Dibromomethane	ND	0.0034	0.039		mg/Kg	1	11/1/2016 12:46:15 PM	S38379
1,2-Dichlorobenzene	ND	0.0034	0.039		mg/Kg	1	11/1/2016 12:46:15 PM	S38379
1,3-Dichlorobenzene	ND	0.0032	0.039		mg/Kg	1	11/1/2016 12:46:15 PM	S38379
1,4-Dichlorobenzene	ND	0.0048	0.039		mg/Kg	1	11/1/2016 12:46:15 PM	S38379
Dichlorodifluoromethane	ND	0.012	0.039		mg/Kg	1	11/1/2016 12:46:15 PM	S38379
1,1-Dichloroethane	ND	0.0021	0.039		mg/Kg	1	11/1/2016 12:46:15 PM	S38379
1,1-Dichloroethene	ND	0.013	0.039		mg/Kg	1	11/1/2016 12:46:15 PM	S38379
1,2-Dichloropropane	ND	0.0033	0.039		mg/Kg	1	11/1/2016 12:46:15 PM	S38379
1,3-Dichloropropane	ND	0.0044	0.039		mg/Kg	1	11/1/2016 12:46:15 PM	S38379
2,2-Dichloropropane	ND	0.0022	0.078		mg/Kg	1	11/1/2016 12:46:15 PM	S38379
1,1-Dichloropropene	ND	0.0031	0.078		mg/Kg	1	11/1/2016 12:46:15 PM	S38379
Hexachlorobutadiene	ND	0.0048	0.078		mg/Kg	1	11/1/2016 12:46:15 PM	S38379
2-Hexanone	ND	0.021	0.39		mg/Kg	1	11/1/2016 12:46:15 PM	S38379
Isopropylbenzene	ND	0.0034	0.039		mg/Kg	1	11/1/2016 12:46:15 PM	S38379
4-Isopropyltoluene	ND	0.0035	0.039		mg/Kg	1	11/1/2016 12:46:15 PM	S38379
4-Methyl-2-pentanone	0.029	0.011	0.39	J	mg/Kg	1	11/1/2016 12:46:15 PM	S38379

Refer to the QC Summary report and sample login checklist for flagged QC data and preservation information.

Qualifiers:	* Value exceeds Maximum Contaminant Level.	B Analyte detected in the associated Method Blank
	D Sample Diluted Due to Matrix	E Value above quantitation range
	H Holding times for preparation or analysis exceeded	J Analyte detected below quantitation limits
	ND Not Detected at the Reporting Limit	P Sample pH Not In Range
	R RPD outside accepted recovery limits	RL Reporting Detection Limit
	S % Recovery outside of range due to dilution or matrix	W Sample container temperature is out of limit as specified

Hall Environmental Analysis Laboratory, Inc.**CLIENT:** Intera, Inc.**Client Sample ID:** SB-25 (0-3)**Project:** COA Railyards**Collection Date:** 10/27/2016 9:45:00 AM**Lab ID:** 1610E23-025**Matrix:** MEOH (SOIL) **Received Date:** 10/28/2016 10:11:00 AM

Analyses	Result	MDL	PQL	Qual	Units	DF	Date Analyzed	Batch ID
EPA METHOD 8260B: VOLATILES							Analyst: DJF	
Methylene chloride	0.013	0.011	0.12	J	mg/Kg	1	11/1/2016 12:46:15 PM	S38379
n-Butylbenzene	ND	0.0035	0.12		mg/Kg	1	11/1/2016 12:46:15 PM	S38379
n-Propylbenzene	ND	0.0030	0.039		mg/Kg	1	11/1/2016 12:46:15 PM	S38379
sec-Butylbenzene	ND	0.0054	0.039		mg/Kg	1	11/1/2016 12:46:15 PM	S38379
Styrene	ND	0.0035	0.039		mg/Kg	1	11/1/2016 12:46:15 PM	S38379
tert-Butylbenzene	ND	0.0032	0.039		mg/Kg	1	11/1/2016 12:46:15 PM	S38379
1,1,1,2-Tetrachloroethane	ND	0.0037	0.039		mg/Kg	1	11/1/2016 12:46:15 PM	S38379
1,1,2,2-Tetrachloroethane	ND	0.0063	0.039		mg/Kg	1	11/1/2016 12:46:15 PM	S38379
Tetrachloroethene (PCE)	ND	0.0032	0.039		mg/Kg	1	11/1/2016 12:46:15 PM	S38379
trans-1,2-DCE	ND	0.011	0.039		mg/Kg	1	11/1/2016 12:46:15 PM	S38379
trans-1,3-Dichloropropene	ND	0.0057	0.039		mg/Kg	1	11/1/2016 12:46:15 PM	S38379
1,2,3-Trichlorobenzene	ND	0.0058	0.078		mg/Kg	1	11/1/2016 12:46:15 PM	S38379
1,2,4-Trichlorobenzene	ND	0.0042	0.039		mg/Kg	1	11/1/2016 12:46:15 PM	S38379
1,1,1-Trichloroethane	ND	0.0024	0.039		mg/Kg	1	11/1/2016 12:46:15 PM	S38379
1,1,2-Trichloroethane	ND	0.0046	0.039		mg/Kg	1	11/1/2016 12:46:15 PM	S38379
Trichloroethene (TCE)	ND	0.0042	0.039		mg/Kg	1	11/1/2016 12:46:15 PM	S38379
Trichlorofluoromethane	ND	0.0029	0.039		mg/Kg	1	11/1/2016 12:46:15 PM	S38379
1,2,3-Trichloropropane	ND	0.0067	0.078		mg/Kg	1	11/1/2016 12:46:15 PM	S38379
Vinyl chloride	ND	0.0032	0.039		mg/Kg	1	11/1/2016 12:46:15 PM	S38379
Xylenes, Total	0.0098	0.0074	0.078	J	mg/Kg	1	11/1/2016 12:46:15 PM	S38379
Surr: Dibromofluoromethane	101		70-130		%Rec	1	11/1/2016 12:46:15 PM	S38379
Surr: 1,2-Dichloroethane-d4	100		70-130		%Rec	1	11/1/2016 12:46:15 PM	S38379
Surr: Toluene-d8	94.5		70-130		%Rec	1	11/1/2016 12:46:15 PM	S38379
Surr: 4-Bromofluorobenzene	93.7		70-130		%Rec	1	11/1/2016 12:46:15 PM	S38379
EPA METHOD 8015D MOD: GASOLINE RANGE							Analyst: DJF	
Gasoline Range Organics (GRO)	ND	0.59	3.9		mg/Kg	1	11/1/2016 12:46:15 PM	G38379
Surr: BFB	100	0	70-130		%Rec	1	11/1/2016 12:46:15 PM	G38379

Refer to the QC Summary report and sample login checklist for flagged QC data and preservation information.

Qualifiers:	* Value exceeds Maximum Contaminant Level.	B Analyte detected in the associated Method Blank
	D Sample Diluted Due to Matrix	E Value above quantitation range
	H Holding times for preparation or analysis exceeded	J Analyte detected below quantitation limits
	ND Not Detected at the Reporting Limit	P Sample pH Not In Range
	R RPD outside accepted recovery limits	RL Reporting Detection Limit
	S % Recovery outside of range due to dilution or matrix	W Sample container temperature is out of limit as specified

Hall Environmental Analysis Laboratory, Inc.

CLIENT: Intera, Inc.

Client Sample ID: SB-26 (10-15)

Project: COA Railyards

Collection Date: 10/27/2016 10:02:00 AM

Lab ID: 1610E23-026

Matrix: MEOH (SOIL) Received Date: 10/28/2016 10:11:00 AM

Analyses	Result	MDL	PQL	Qual	Units	DF	Date Analyzed	Batch ID
EPA METHOD 8015M/D: DIESEL RANGE ORGANICS							Analyst: TOM	
Diesel Range Organics (DRO)	ND	1.8	9.9		mg/Kg	1	11/2/2016 4:26:00 AM	28375
Motor Oil Range Organics (MRO)	ND	49	49		mg/Kg	1	11/2/2016 4:26:00 AM	28375
Surr: DNOP	98.8	0	70-130		%Rec	1	11/2/2016 4:26:00 AM	28375
EPA METHOD 8310: PAHS							Analyst: SCC	
Naphthalene	ND	0.035	0.25		mg/Kg	1	11/7/2016 7:41:21 AM	28417
1-Methylnaphthalene	ND	0.037	0.25		mg/Kg	1	11/7/2016 7:41:21 AM	28417
2-Methylnaphthalene	ND	0.035	0.25		mg/Kg	1	11/7/2016 7:41:21 AM	28417
Acenaphthylene	ND	0.033	0.25		mg/Kg	1	11/7/2016 7:41:21 AM	28417
Acenaphthene	ND	0.031	0.25		mg/Kg	1	11/7/2016 7:41:21 AM	28417
Fluorene	ND	0.0033	0.030		mg/Kg	1	11/7/2016 7:41:21 AM	28417
Phenanthrene	ND	0.0016	0.015		mg/Kg	1	11/7/2016 7:41:21 AM	28417
Anthracene	ND	0.0024	0.015		mg/Kg	1	11/7/2016 7:41:21 AM	28417
Fluoranthene	ND	0.0033	0.020		mg/Kg	1	11/7/2016 7:41:21 AM	28417
Pyrene	ND	0.0034	0.025		mg/Kg	1	11/7/2016 7:41:21 AM	28417
Benz(a)anthracene	ND	0.00050	0.010		mg/Kg	1	11/7/2016 7:41:21 AM	28417
Chrysene	ND	0.0014	0.010		mg/Kg	1	11/7/2016 7:41:21 AM	28417
Benzo(b)fluoranthene	ND	0.00071	0.010		mg/Kg	1	11/7/2016 7:41:21 AM	28417
Benzo(k)fluoranthene	ND	0.00040	0.010		mg/Kg	1	11/7/2016 7:41:21 AM	28417
Benzo(a)pyrene	ND	0.00040	0.010		mg/Kg	1	11/7/2016 7:41:21 AM	28417
Dibenz(a,h)anthracene	ND	0.00050	0.010		mg/Kg	1	11/7/2016 7:41:21 AM	28417
Benzo(g,h,i)perylene	ND	0.00060	0.010		mg/Kg	1	11/7/2016 7:41:21 AM	28417
Indeno(1,2,3-cd)pyrene	ND	0.00080	0.010		mg/Kg	1	11/7/2016 7:41:21 AM	28417
Surr: Benzo(e)pyrene	60.6	0	27.4-110		%Rec	1	11/7/2016 7:41:21 AM	28417
EPA METHOD 6010B: SOIL METALS							Analyst: MED	
Antimony	ND	0.98	2.4		mg/Kg	1	11/2/2016 12:04:59 PM	28364
Arsenic	ND	0.86	2.4		mg/Kg	1	11/2/2016 12:04:59 PM	28364
Chromium	3.0	0.092	0.29		mg/Kg	1	11/2/2016 12:04:59 PM	28364
Iron	3900	73	240		mg/Kg	100	11/2/2016 11:01:04 AM	28364
Lead	1.6	0.17	0.24		mg/Kg	1	11/2/2016 12:04:59 PM	28364
Manganese	20	0.052	0.097		mg/Kg	1	11/2/2016 12:04:59 PM	28364
Thallium	ND	0.75	2.4		mg/Kg	1	11/2/2016 12:04:59 PM	28364
EPA METHOD 8260B: VOLATILES							Analyst: DJF	
Benzene	ND	0.011	0.014		mg/Kg	1	11/1/2016 1:15:01 PM	S38379
Toluene	ND	0.0017	0.029		mg/Kg	1	11/1/2016 1:15:01 PM	S38379
Ethylbenzene	ND	0.0023	0.029		mg/Kg	1	11/1/2016 1:15:01 PM	S38379
Methyl tert-butyl ether (MTBE)	ND	0.0090	0.029		mg/Kg	1	11/1/2016 1:15:01 PM	S38379
1,2,4-Trimethylbenzene	ND	0.0021	0.029		mg/Kg	1	11/1/2016 1:15:01 PM	S38379
1,3,5-Trimethylbenzene	ND	0.0021	0.029		mg/Kg	1	11/1/2016 1:15:01 PM	S38379

Refer to the QC Summary report and sample login checklist for flagged QC data and preservation information.

Qualifiers:	* Value exceeds Maximum Contaminant Level.	B Analyte detected in the associated Method Blank
	D Sample Diluted Due to Matrix	E Value above quantitation range
	H Holding times for preparation or analysis exceeded	J Analyte detected below quantitation limits
	ND Not Detected at the Reporting Limit	P Sample pH Not In Range
	R RPD outside accepted recovery limits	RL Reporting Detection Limit
	S % Recovery outside of range due to dilution or matrix	W Sample container temperature is out of limit as specified

Hall Environmental Analysis Laboratory, Inc.

CLIENT: Intera, Inc.

Client Sample ID: SB-26 (10-15)

Project: COA Railyards

Collection Date: 10/27/2016 10:02:00 AM

Lab ID: 1610E23-026

Matrix: MEOH (SOIL) Received Date: 10/28/2016 10:11:00 AM

Analyses	Result	MDL	PQL	Qual	Units	DF	Date Analyzed	Batch ID
EPA METHOD 8260B: VOLATILES							Analyst: DJF	
1,2-Dichloroethane (EDC)	ND	0.0074	0.029		mg/Kg	1	11/1/2016 1:15:01 PM	S38379
1,2-Dibromoethane (EDB)	ND	0.0020	0.029		mg/Kg	1	11/1/2016 1:15:01 PM	S38379
Naphthalene	ND	0.0045	0.057		mg/Kg	1	11/1/2016 1:15:01 PM	S38379
1-Methylnaphthalene	ND	0.0063	0.11		mg/Kg	1	11/1/2016 1:15:01 PM	S38379
2-Methylnaphthalene	ND	0.0061	0.11		mg/Kg	1	11/1/2016 1:15:01 PM	S38379
Acetone	0.043	0.037	0.43	J	mg/Kg	1	11/1/2016 1:15:01 PM	S38379
Bromobenzene	ND	0.0023	0.029		mg/Kg	1	11/1/2016 1:15:01 PM	S38379
Bromodichloromethane	ND	0.0017	0.029		mg/Kg	1	11/1/2016 1:15:01 PM	S38379
Bromoform	ND	0.0035	0.029		mg/Kg	1	11/1/2016 1:15:01 PM	S38379
Bromomethane	ND	0.011	0.086		mg/Kg	1	11/1/2016 1:15:01 PM	S38379
2-Butanone	ND	0.016	0.29		mg/Kg	1	11/1/2016 1:15:01 PM	S38379
Carbon disulfide	ND	0.0094	0.29		mg/Kg	1	11/1/2016 1:15:01 PM	S38379
Carbon tetrachloride	ND	0.0019	0.029		mg/Kg	1	11/1/2016 1:15:01 PM	S38379
Chlorobenzene	ND	0.0023	0.029		mg/Kg	1	11/1/2016 1:15:01 PM	S38379
Chloroethane	ND	0.0057	0.057		mg/Kg	1	11/1/2016 1:15:01 PM	S38379
Chloroform	ND	0.0022	0.029		mg/Kg	1	11/1/2016 1:15:01 PM	S38379
Chloromethane	ND	0.0025	0.086		mg/Kg	1	11/1/2016 1:15:01 PM	S38379
2-Chlorotoluene	ND	0.0021	0.029		mg/Kg	1	11/1/2016 1:15:01 PM	S38379
4-Chlorotoluene	ND	0.0025	0.029		mg/Kg	1	11/1/2016 1:15:01 PM	S38379
cis-1,2-DCE	ND	0.0017	0.029		mg/Kg	1	11/1/2016 1:15:01 PM	S38379
cis-1,3-Dichloropropene	ND	0.0026	0.029		mg/Kg	1	11/1/2016 1:15:01 PM	S38379
1,2-Dibromo-3-chloropropane	ND	0.0087	0.057		mg/Kg	1	11/1/2016 1:15:01 PM	S38379
Dibromochloromethane	ND	0.0026	0.029		mg/Kg	1	11/1/2016 1:15:01 PM	S38379
Dibromomethane	ND	0.0025	0.029		mg/Kg	1	11/1/2016 1:15:01 PM	S38379
1,2-Dichlorobenzene	ND	0.0025	0.029		mg/Kg	1	11/1/2016 1:15:01 PM	S38379
1,3-Dichlorobenzene	ND	0.0023	0.029		mg/Kg	1	11/1/2016 1:15:01 PM	S38379
1,4-Dichlorobenzene	ND	0.0035	0.029		mg/Kg	1	11/1/2016 1:15:01 PM	S38379
Dichlorodifluoromethane	ND	0.0088	0.029		mg/Kg	1	11/1/2016 1:15:01 PM	S38379
1,1-Dichloroethane	ND	0.0015	0.029		mg/Kg	1	11/1/2016 1:15:01 PM	S38379
1,1-Dichloroethene	ND	0.0093	0.029		mg/Kg	1	11/1/2016 1:15:01 PM	S38379
1,2-Dichloropropane	ND	0.0024	0.029		mg/Kg	1	11/1/2016 1:15:01 PM	S38379
1,3-Dichloropropane	ND	0.0032	0.029		mg/Kg	1	11/1/2016 1:15:01 PM	S38379
2,2-Dichloropropane	ND	0.0016	0.057		mg/Kg	1	11/1/2016 1:15:01 PM	S38379
1,1-Dichloropropene	ND	0.0023	0.057		mg/Kg	1	11/1/2016 1:15:01 PM	S38379
Hexachlorobutadiene	ND	0.0035	0.057		mg/Kg	1	11/1/2016 1:15:01 PM	S38379
2-Hexanone	ND	0.016	0.29		mg/Kg	1	11/1/2016 1:15:01 PM	S38379
Isopropylbenzene	ND	0.0025	0.029		mg/Kg	1	11/1/2016 1:15:01 PM	S38379
4-Isopropyltoluene	ND	0.0026	0.029		mg/Kg	1	11/1/2016 1:15:01 PM	S38379
4-Methyl-2-pentanone	ND	0.0083	0.29		mg/Kg	1	11/1/2016 1:15:01 PM	S38379

Refer to the QC Summary report and sample login checklist for flagged QC data and preservation information.

Qualifiers:	* Value exceeds Maximum Contaminant Level.	B Analyte detected in the associated Method Blank
	D Sample Diluted Due to Matrix	E Value above quantitation range
	H Holding times for preparation or analysis exceeded	J Analyte detected below quantitation limits
	ND Not Detected at the Reporting Limit	P Sample pH Not In Range
	R RPD outside accepted recovery limits	RL Reporting Detection Limit
	S % Recovery outside of range due to dilution or matrix	W Sample container temperature is out of limit as specified

Hall Environmental Analysis Laboratory, Inc.

CLIENT: Intera, Inc.

Client Sample ID: SB-26 (10-15)

Project: COA Railyards

Collection Date: 10/27/2016 10:02:00 AM

Lab ID: 1610E23-026

Matrix: MEOH (SOIL) Received Date: 10/28/2016 10:11:00 AM

Analyses	Result	MDL	PQL	Qual	Units	DF	Date Analyzed	Batch ID
EPA METHOD 8260B: VOLATILES							Analyst: DJF	
Methylene chloride	0.013	0.0082	0.086	J	mg/Kg	1	11/1/2016 1:15:01 PM	S38379
n-Butylbenzene	ND	0.0025	0.086		mg/Kg	1	11/1/2016 1:15:01 PM	S38379
n-Propylbenzene	ND	0.0022	0.029		mg/Kg	1	11/1/2016 1:15:01 PM	S38379
sec-Butylbenzene	ND	0.0040	0.029		mg/Kg	1	11/1/2016 1:15:01 PM	S38379
Styrene	ND	0.0025	0.029		mg/Kg	1	11/1/2016 1:15:01 PM	S38379
tert-Butylbenzene	ND	0.0024	0.029		mg/Kg	1	11/1/2016 1:15:01 PM	S38379
1,1,1,2-Tetrachloroethane	ND	0.0027	0.029		mg/Kg	1	11/1/2016 1:15:01 PM	S38379
1,1,2,2-Tetrachloroethane	ND	0.0046	0.029		mg/Kg	1	11/1/2016 1:15:01 PM	S38379
Tetrachloroethene (PCE)	ND	0.0024	0.029		mg/Kg	1	11/1/2016 1:15:01 PM	S38379
trans-1,2-DCE	ND	0.0080	0.029		mg/Kg	1	11/1/2016 1:15:01 PM	S38379
trans-1,3-Dichloropropene	ND	0.0042	0.029		mg/Kg	1	11/1/2016 1:15:01 PM	S38379
1,2,3-Trichlorobenzene	ND	0.0043	0.057		mg/Kg	1	11/1/2016 1:15:01 PM	S38379
1,2,4-Trichlorobenzene	ND	0.0031	0.029		mg/Kg	1	11/1/2016 1:15:01 PM	S38379
1,1,1-Trichloroethane	ND	0.0017	0.029		mg/Kg	1	11/1/2016 1:15:01 PM	S38379
1,1,2-Trichloroethane	ND	0.0034	0.029		mg/Kg	1	11/1/2016 1:15:01 PM	S38379
Trichloroethene (TCE)	ND	0.0031	0.029		mg/Kg	1	11/1/2016 1:15:01 PM	S38379
Trichlorofluoromethane	ND	0.0021	0.029		mg/Kg	1	11/1/2016 1:15:01 PM	S38379
1,2,3-Trichloropropane	ND	0.0049	0.057		mg/Kg	1	11/1/2016 1:15:01 PM	S38379
Vinyl chloride	ND	0.0023	0.029		mg/Kg	1	11/1/2016 1:15:01 PM	S38379
Xylenes, Total	ND	0.0054	0.057		mg/Kg	1	11/1/2016 1:15:01 PM	S38379
Surr: Dibromofluoromethane	98.7		70-130		%Rec	1	11/1/2016 1:15:01 PM	S38379
Surr: 1,2-Dichloroethane-d4	90.1		70-130		%Rec	1	11/1/2016 1:15:01 PM	S38379
Surr: Toluene-d8	94.8		70-130		%Rec	1	11/1/2016 1:15:01 PM	S38379
Surr: 4-Bromofluorobenzene	91.8		70-130		%Rec	1	11/1/2016 1:15:01 PM	S38379
EPA METHOD 8015D MOD: GASOLINE RANGE							Analyst: DJF	
Gasoline Range Organics (GRO)	ND	0.43	2.9		mg/Kg	1	11/1/2016 1:15:01 PM	G38379
Surr: BFB	99.6	0	70-130		%Rec	1	11/1/2016 1:15:01 PM	G38379

Refer to the QC Summary report and sample login checklist for flagged QC data and preservation information.

Qualifiers:	*	Value exceeds Maximum Contaminant Level.	B	Analyte detected in the associated Method Blank
	D	Sample Diluted Due to Matrix	E	Value above quantitation range
	H	Holding times for preparation or analysis exceeded	J	Analyte detected below quantitation limits
	ND	Not Detected at the Reporting Limit	P	Sample pH Not In Range
	R	RPD outside accepted recovery limits	RL	Reporting Detection Limit
	S	% Recovery outside of range due to dilution or matrix	W	Sample container temperature is out of limit as specified

Hall Environmental Analysis Laboratory, Inc.

CLIENT: Intera, Inc.

Client Sample ID: SB-27 (0-5)

Project: COA Railyards

Collection Date: 10/27/2016 10:38:00 AM

Lab ID: 1610E23-027

Matrix: MEOH (SOIL) Received Date: 10/28/2016 10:11:00 AM

Analyses	Result	MDL	PQL	Qual	Units	DF	Date Analyzed	Batch ID
EPA METHOD 8015M/D: DIESEL RANGE ORGANICS							Analyst: TOM	
Diesel Range Organics (DRO)	ND	1.8	9.6		mg/Kg	1	11/2/2016 4:47:10 AM	28375
Motor Oil Range Organics (MRO)	ND	48	48		mg/Kg	1	11/2/2016 4:47:10 AM	28375
Surr: DNOP	100	0	70-130		%Rec	1	11/2/2016 4:47:10 AM	28375
EPA METHOD 8310: PAHS							Analyst: SCC	
Naphthalene	ND	0.034	0.25		mg/Kg	1	11/7/2016 8:10:31 AM	28417
1-Methylnaphthalene	ND	0.037	0.25		mg/Kg	1	11/7/2016 8:10:31 AM	28417
2-Methylnaphthalene	ND	0.035	0.25		mg/Kg	1	11/7/2016 8:10:31 AM	28417
Acenaphthylene	ND	0.033	0.25		mg/Kg	1	11/7/2016 8:10:31 AM	28417
Acenaphthene	ND	0.030	0.25		mg/Kg	1	11/7/2016 8:10:31 AM	28417
Fluorene	ND	0.0033	0.030		mg/Kg	1	11/7/2016 8:10:31 AM	28417
Phenanthrene	ND	0.0016	0.015		mg/Kg	1	11/7/2016 8:10:31 AM	28417
Anthracene	ND	0.0024	0.015		mg/Kg	1	11/7/2016 8:10:31 AM	28417
Fluoranthene	ND	0.0033	0.020		mg/Kg	1	11/7/2016 8:10:31 AM	28417
Pyrene	ND	0.0034	0.025		mg/Kg	1	11/7/2016 8:10:31 AM	28417
Benz(a)anthracene	ND	0.00050	0.0099		mg/Kg	1	11/7/2016 8:10:31 AM	28417
Chrysene	ND	0.0014	0.0099		mg/Kg	1	11/7/2016 8:10:31 AM	28417
Benzo(b)fluoranthene	ND	0.00070	0.0099		mg/Kg	1	11/7/2016 8:10:31 AM	28417
Benzo(k)fluoranthene	ND	0.00040	0.0099		mg/Kg	1	11/7/2016 8:10:31 AM	28417
Benzo(a)pyrene	ND	0.00040	0.0099		mg/Kg	1	11/7/2016 8:10:31 AM	28417
Dibenz(a,h)anthracene	ND	0.00050	0.0099		mg/Kg	1	11/7/2016 8:10:31 AM	28417
Benzo(g,h,i)perylene	ND	0.00059	0.0099		mg/Kg	1	11/7/2016 8:10:31 AM	28417
Indeno(1,2,3-cd)pyrene	ND	0.00079	0.0099		mg/Kg	1	11/7/2016 8:10:31 AM	28417
Surr: Benzo(e)pyrene	57.6	0	27.4-110		%Rec	1	11/7/2016 8:10:31 AM	28417
EPA METHOD 6010B: SOIL METALS							Analyst: MED	
Antimony	ND	0.99	2.5		mg/Kg	1	11/2/2016 12:08:13 PM	28364
Arsenic	1.1	0.88	2.5	J	mg/Kg	1	11/2/2016 12:08:13 PM	28364
Chromium	3.6	0.093	0.30		mg/Kg	1	11/2/2016 12:08:13 PM	28364
Iron	8700	74	250		mg/Kg	100	11/2/2016 11:03:00 AM	28364
Lead	1.9	0.17	0.25		mg/Kg	1	11/2/2016 12:08:13 PM	28364
Manganese	130	0.053	0.098		mg/Kg	1	11/2/2016 12:08:13 PM	28364
Thallium	ND	0.76	2.5		mg/Kg	1	11/2/2016 12:08:13 PM	28364
EPA METHOD 8260B: VOLATILES							Analyst: DJF	
Benzene	ND	0.012	0.015		mg/Kg	1	11/1/2016 2:12:22 PM	S38379
Toluene	ND	0.0017	0.030		mg/Kg	1	11/1/2016 2:12:22 PM	S38379
Ethylbenzene	ND	0.0024	0.030		mg/Kg	1	11/1/2016 2:12:22 PM	S38379
Methyl tert-butyl ether (MTBE)	ND	0.0093	0.030		mg/Kg	1	11/1/2016 2:12:22 PM	S38379
1,2,4-Trimethylbenzene	ND	0.0022	0.030		mg/Kg	1	11/1/2016 2:12:22 PM	S38379
1,3,5-Trimethylbenzene	ND	0.0021	0.030		mg/Kg	1	11/1/2016 2:12:22 PM	S38379

Refer to the QC Summary report and sample login checklist for flagged QC data and preservation information.

Qualifiers:	* Value exceeds Maximum Contaminant Level.	B Analyte detected in the associated Method Blank
	D Sample Diluted Due to Matrix	E Value above quantitation range
	H Holding times for preparation or analysis exceeded	J Analyte detected below quantitation limits
	ND Not Detected at the Reporting Limit	P Sample pH Not In Range
	R RPD outside accepted recovery limits	RL Reporting Detection Limit
	S % Recovery outside of range due to dilution or matrix	W Sample container temperature is out of limit as specified

Hall Environmental Analysis Laboratory, Inc.

CLIENT: Intera, Inc.

Client Sample ID: SB-27 (0-5)

Project: COA Railyards

Collection Date: 10/27/2016 10:38:00 AM

Lab ID: 1610E23-027

Matrix: MEOH (SOIL) Received Date: 10/28/2016 10:11:00 AM

Analyses	Result	MDL	PQL	Qual	Units	DF	Date Analyzed	Batch ID
EPA METHOD 8260B: VOLATILES							Analyst: DJF	
1,2-Dichloroethane (EDC)	ND	0.0077	0.030		mg/Kg	1	11/1/2016 2:12:22 PM	S38379
1,2-Dibromoethane (EDB)	ND	0.0021	0.030		mg/Kg	1	11/1/2016 2:12:22 PM	S38379
Naphthalene	ND	0.0046	0.059		mg/Kg	1	11/1/2016 2:12:22 PM	S38379
1-Methylnaphthalene	ND	0.0066	0.12		mg/Kg	1	11/1/2016 2:12:22 PM	S38379
2-Methylnaphthalene	ND	0.0063	0.12		mg/Kg	1	11/1/2016 2:12:22 PM	S38379
Acetone	ND	0.038	0.44		mg/Kg	1	11/1/2016 2:12:22 PM	S38379
Bromobenzene	ND	0.0024	0.030		mg/Kg	1	11/1/2016 2:12:22 PM	S38379
Bromodichloromethane	ND	0.0017	0.030		mg/Kg	1	11/1/2016 2:12:22 PM	S38379
Bromoform	ND	0.0036	0.030		mg/Kg	1	11/1/2016 2:12:22 PM	S38379
Bromomethane	ND	0.011	0.088		mg/Kg	1	11/1/2016 2:12:22 PM	S38379
2-Butanone	ND	0.017	0.30		mg/Kg	1	11/1/2016 2:12:22 PM	S38379
Carbon disulfide	ND	0.0097	0.30		mg/Kg	1	11/1/2016 2:12:22 PM	S38379
Carbon tetrachloride	ND	0.0019	0.030		mg/Kg	1	11/1/2016 2:12:22 PM	S38379
Chlorobenzene	ND	0.0024	0.030		mg/Kg	1	11/1/2016 2:12:22 PM	S38379
Chloroethane	ND	0.0059	0.059		mg/Kg	1	11/1/2016 2:12:22 PM	S38379
Chloroform	ND	0.0022	0.030		mg/Kg	1	11/1/2016 2:12:22 PM	S38379
Chloromethane	ND	0.0026	0.088		mg/Kg	1	11/1/2016 2:12:22 PM	S38379
2-Chlorotoluene	ND	0.0022	0.030		mg/Kg	1	11/1/2016 2:12:22 PM	S38379
4-Chlorotoluene	ND	0.0026	0.030		mg/Kg	1	11/1/2016 2:12:22 PM	S38379
cis-1,2-DCE	ND	0.0017	0.030		mg/Kg	1	11/1/2016 2:12:22 PM	S38379
cis-1,3-Dichloropropene	ND	0.0027	0.030		mg/Kg	1	11/1/2016 2:12:22 PM	S38379
1,2-Dibromo-3-chloropropane	ND	0.0090	0.059		mg/Kg	1	11/1/2016 2:12:22 PM	S38379
Dibromochloromethane	ND	0.0027	0.030		mg/Kg	1	11/1/2016 2:12:22 PM	S38379
Dibromomethane	ND	0.0026	0.030		mg/Kg	1	11/1/2016 2:12:22 PM	S38379
1,2-Dichlorobenzene	ND	0.0026	0.030		mg/Kg	1	11/1/2016 2:12:22 PM	S38379
1,3-Dichlorobenzene	ND	0.0024	0.030		mg/Kg	1	11/1/2016 2:12:22 PM	S38379
1,4-Dichlorobenzene	ND	0.0037	0.030		mg/Kg	1	11/1/2016 2:12:22 PM	S38379
Dichlorodifluoromethane	ND	0.0091	0.030		mg/Kg	1	11/1/2016 2:12:22 PM	S38379
1,1-Dichloroethane	ND	0.0016	0.030		mg/Kg	1	11/1/2016 2:12:22 PM	S38379
1,1-Dichloroethene	ND	0.0097	0.030		mg/Kg	1	11/1/2016 2:12:22 PM	S38379
1,2-Dichloropropane	ND	0.0025	0.030		mg/Kg	1	11/1/2016 2:12:22 PM	S38379
1,3-Dichloropropane	ND	0.0033	0.030		mg/Kg	1	11/1/2016 2:12:22 PM	S38379
2,2-Dichloropropane	ND	0.0017	0.059		mg/Kg	1	11/1/2016 2:12:22 PM	S38379
1,1-Dichloropropene	ND	0.0023	0.059		mg/Kg	1	11/1/2016 2:12:22 PM	S38379
Hexachlorobutadiene	ND	0.0036	0.059		mg/Kg	1	11/1/2016 2:12:22 PM	S38379
2-Hexanone	ND	0.016	0.30		mg/Kg	1	11/1/2016 2:12:22 PM	S38379
Isopropylbenzene	ND	0.0025	0.030		mg/Kg	1	11/1/2016 2:12:22 PM	S38379
4-Isopropyltoluene	ND	0.0026	0.030		mg/Kg	1	11/1/2016 2:12:22 PM	S38379
4-Methyl-2-pentanone	ND	0.0086	0.30		mg/Kg	1	11/1/2016 2:12:22 PM	S38379

Refer to the QC Summary report and sample login checklist for flagged QC data and preservation information.

Qualifiers:	* Value exceeds Maximum Contaminant Level.	B Analyte detected in the associated Method Blank
	D Sample Diluted Due to Matrix	E Value above quantitation range
	H Holding times for preparation or analysis exceeded	J Analyte detected below quantitation limits
	ND Not Detected at the Reporting Limit	P Sample pH Not In Range
	R RPD outside accepted recovery limits	RL Reporting Detection Limit
	S % Recovery outside of range due to dilution or matrix	W Sample container temperature is out of limit as specified

Hall Environmental Analysis Laboratory, Inc.

CLIENT: Intera, Inc.

Client Sample ID: SB-27 (0-5)

Project: COA Railyards

Collection Date: 10/27/2016 10:38:00 AM

Lab ID: 1610E23-027

Matrix: MEOH (SOIL) Received Date: 10/28/2016 10:11:00 AM

Analyses	Result	MDL	PQL	Qual	Units	DF	Date Analyzed	Batch ID
EPA METHOD 8260B: VOLATILES							Analyst: DJF	
Methylene chloride	0.0091	0.0085	0.088	J	mg/Kg	1	11/1/2016 2:12:22 PM	S38379
n-Butylbenzene	ND	0.0026	0.088		mg/Kg	1	11/1/2016 2:12:22 PM	S38379
n-Propylbenzene	ND	0.0023	0.030		mg/Kg	1	11/1/2016 2:12:22 PM	S38379
sec-Butylbenzene	ND	0.0041	0.030		mg/Kg	1	11/1/2016 2:12:22 PM	S38379
Styrene	ND	0.0026	0.030		mg/Kg	1	11/1/2016 2:12:22 PM	S38379
tert-Butylbenzene	ND	0.0024	0.030		mg/Kg	1	11/1/2016 2:12:22 PM	S38379
1,1,1,2-Tetrachloroethane	ND	0.0028	0.030		mg/Kg	1	11/1/2016 2:12:22 PM	S38379
1,1,2,2-Tetrachloroethane	ND	0.0048	0.030		mg/Kg	1	11/1/2016 2:12:22 PM	S38379
Tetrachloroethene (PCE)	ND	0.0024	0.030		mg/Kg	1	11/1/2016 2:12:22 PM	S38379
trans-1,2-DCE	ND	0.0083	0.030		mg/Kg	1	11/1/2016 2:12:22 PM	S38379
trans-1,3-Dichloropropene	ND	0.0043	0.030		mg/Kg	1	11/1/2016 2:12:22 PM	S38379
1,2,3-Trichlorobenzene	ND	0.0044	0.059		mg/Kg	1	11/1/2016 2:12:22 PM	S38379
1,2,4-Trichlorobenzene	ND	0.0032	0.030		mg/Kg	1	11/1/2016 2:12:22 PM	S38379
1,1,1-Trichloroethane	ND	0.0018	0.030		mg/Kg	1	11/1/2016 2:12:22 PM	S38379
1,1,2-Trichloroethane	ND	0.0035	0.030		mg/Kg	1	11/1/2016 2:12:22 PM	S38379
Trichloroethene (TCE)	ND	0.0032	0.030		mg/Kg	1	11/1/2016 2:12:22 PM	S38379
Trichlorofluoromethane	ND	0.0022	0.030		mg/Kg	1	11/1/2016 2:12:22 PM	S38379
1,2,3-Trichloropropane	ND	0.0051	0.059		mg/Kg	1	11/1/2016 2:12:22 PM	S38379
Vinyl chloride	ND	0.0024	0.030		mg/Kg	1	11/1/2016 2:12:22 PM	S38379
Xylenes, Total	ND	0.0056	0.059		mg/Kg	1	11/1/2016 2:12:22 PM	S38379
Surr: Dibromofluoromethane	99.2		70-130		%Rec	1	11/1/2016 2:12:22 PM	S38379
Surr: 1,2-Dichloroethane-d4	91.1		70-130		%Rec	1	11/1/2016 2:12:22 PM	S38379
Surr: Toluene-d8	93.7		70-130		%Rec	1	11/1/2016 2:12:22 PM	S38379
Surr: 4-Bromofluorobenzene	95.1		70-130		%Rec	1	11/1/2016 2:12:22 PM	S38379
EPA METHOD 8015D MOD: GASOLINE RANGE							Analyst: DJF	
Gasoline Range Organics (GRO)	ND	0.44	3.0		mg/Kg	1	11/1/2016 2:12:22 PM	G38379
Surr: BFB	98.4	0	70-130		%Rec	1	11/1/2016 2:12:22 PM	G38379

Refer to the QC Summary report and sample login checklist for flagged QC data and preservation information.

Qualifiers:	* Value exceeds Maximum Contaminant Level.	B Analyte detected in the associated Method Blank
	D Sample Diluted Due to Matrix	E Value above quantitation range
	H Holding times for preparation or analysis exceeded	J Analyte detected below quantitation limits
	ND Not Detected at the Reporting Limit	P Sample pH Not In Range
	R RPD outside accepted recovery limits	RL Reporting Detection Limit
	S % Recovery outside of range due to dilution or matrix	W Sample container temperature is out of limit as specified

Hall Environmental Analysis Laboratory, Inc.

CLIENT: Intera, Inc.

Client Sample ID: SB-28 (0-5)

Project: COA Railyards

Collection Date: 10/27/2016 10:57:00 AM

Lab ID: 1610E23-028

Matrix: MEOH (SOIL) Received Date: 10/28/2016 10:11:00 AM

Analyses	Result	MDL	PQL	Qual	Units	DF	Date Analyzed	Batch ID
EPA METHOD 8015M/D: DIESEL RANGE ORGANICS								Analyst: TOM
Diesel Range Organics (DRO)	ND	1.7	9.4		mg/Kg	1	11/2/2016 5:08:48 AM	28375
Motor Oil Range Organics (MRO)	ND	47	47		mg/Kg	1	11/2/2016 5:08:48 AM	28375
Surr: DNOP	104	0	70-130		%Rec	1	11/2/2016 5:08:48 AM	28375
EPA METHOD 8310: PAHS								Analyst: SCC
Naphthalene	ND	0.034	0.24		mg/Kg	1	11/7/2016 8:39:44 AM	28417
1-Methylnaphthalene	ND	0.036	0.24		mg/Kg	1	11/7/2016 8:39:44 AM	28417
2-Methylnaphthalene	ND	0.034	0.24		mg/Kg	1	11/7/2016 8:39:44 AM	28417
Acenaphthylene	ND	0.032	0.24		mg/Kg	1	11/7/2016 8:39:44 AM	28417
Acenaphthene	ND	0.030	0.24		mg/Kg	1	11/7/2016 8:39:44 AM	28417
Fluorene	ND	0.0032	0.029		mg/Kg	1	11/7/2016 8:39:44 AM	28417
Phenanthrene	0.0017	0.0015	0.014	J	mg/Kg	1	11/7/2016 8:39:44 AM	28417
Anthracene	ND	0.0023	0.014		mg/Kg	1	11/7/2016 8:39:44 AM	28417
Fluoranthene	ND	0.0032	0.019		mg/Kg	1	11/7/2016 8:39:44 AM	28417
Pyrene	ND	0.0033	0.024		mg/Kg	1	11/7/2016 8:39:44 AM	28417
Benz(a)anthracene	ND	0.00048	0.0096		mg/Kg	1	11/7/2016 8:39:44 AM	28417
Chrysene	ND	0.0014	0.0096		mg/Kg	1	11/7/2016 8:39:44 AM	28417
Benzo(b)fluoranthene	ND	0.00068	0.0096		mg/Kg	1	11/7/2016 8:39:44 AM	28417
Benzo(k)fluoranthene	ND	0.00039	0.0096		mg/Kg	1	11/7/2016 8:39:44 AM	28417
Benzo(a)pyrene	ND	0.00039	0.0096		mg/Kg	1	11/7/2016 8:39:44 AM	28417
Dibenz(a,h)anthracene	ND	0.00048	0.0096		mg/Kg	1	11/7/2016 8:39:44 AM	28417
Benzo(g,h,i)perylene	ND	0.00058	0.0096		mg/Kg	1	11/7/2016 8:39:44 AM	28417
Indeno(1,2,3-cd)pyrene	ND	0.00077	0.0096		mg/Kg	1	11/7/2016 8:39:44 AM	28417
Surr: Benzo(e)pyrene	55.6	0	27.4-110		%Rec	1	11/7/2016 8:39:44 AM	28417
EPA METHOD 6010B: SOIL METALS								Analyst: MED
Antimony	ND	0.98	2.4		mg/Kg	1	11/2/2016 12:11:31 PM	28364
Arsenic	1.3	0.86	2.4	J	mg/Kg	1	11/2/2016 12:11:31 PM	28364
Chromium	4.1	0.092	0.29		mg/Kg	1	11/2/2016 12:11:31 PM	28364
Iron	9100	73	240		mg/Kg	100	11/2/2016 11:04:41 AM	28364
Lead	2.3	0.17	0.24		mg/Kg	1	11/2/2016 12:11:31 PM	28364
Manganese	210	0.052	0.097		mg/Kg	1	11/2/2016 12:11:31 PM	28364
Thallium	ND	0.75	2.4		mg/Kg	1	11/2/2016 12:11:31 PM	28364
EPA METHOD 8260B: VOLATILES								Analyst: DJF
Benzene	ND	0.010	0.013		mg/Kg	1	11/1/2016 2:40:52 PM	S38379
Toluene	ND	0.0016	0.026		mg/Kg	1	11/1/2016 2:40:52 PM	S38379
Ethylbenzene	ND	0.0021	0.026		mg/Kg	1	11/1/2016 2:40:52 PM	S38379
Methyl tert-butyl ether (MTBE)	ND	0.0082	0.026		mg/Kg	1	11/1/2016 2:40:52 PM	S38379
1,2,4-Trimethylbenzene	ND	0.0019	0.026		mg/Kg	1	11/1/2016 2:40:52 PM	S38379
1,3,5-Trimethylbenzene	ND	0.0019	0.026		mg/Kg	1	11/1/2016 2:40:52 PM	S38379

Refer to the QC Summary report and sample login checklist for flagged QC data and preservation information.

Qualifiers:	*	Value exceeds Maximum Contaminant Level.	B	Analyte detected in the associated Method Blank
	D	Sample Diluted Due to Matrix	E	Value above quantitation range
	H	Holding times for preparation or analysis exceeded	J	Analyte detected below quantitation limits
	ND	Not Detected at the Reporting Limit	P	Sample pH Not In Range
	R	RPD outside accepted recovery limits	RL	Reporting Detection Limit
	S	% Recovery outside of range due to dilution or matrix	W	Sample container temperature is out of limit as specified

Hall Environmental Analysis Laboratory, Inc.**CLIENT:** Intera, Inc.**Client Sample ID:** SB-28 (0-5)**Project:** COA Railyards**Collection Date:** 10/27/2016 10:57:00 AM**Lab ID:** 1610E23-028**Matrix:** MEOH (SOIL) **Received Date:** 10/28/2016 10:11:00 AM

Analyses	Result	MDL	PQL	Qual	Units	DF	Date Analyzed	Batch ID
EPA METHOD 8260B: VOLATILES							Analyst: DJF	
1,2-Dichloroethane (EDC)	ND	0.0068	0.026		mg/Kg	1	11/1/2016 2:40:52 PM	S38379
1,2-Dibromoethane (EDB)	ND	0.0019	0.026		mg/Kg	1	11/1/2016 2:40:52 PM	S38379
Naphthalene	ND	0.0041	0.052		mg/Kg	1	11/1/2016 2:40:52 PM	S38379
1-Methylnaphthalene	ND	0.0058	0.10		mg/Kg	1	11/1/2016 2:40:52 PM	S38379
2-Methylnaphthalene	ND	0.0056	0.10		mg/Kg	1	11/1/2016 2:40:52 PM	S38379
Acetone	ND	0.034	0.39		mg/Kg	1	11/1/2016 2:40:52 PM	S38379
Bromobenzene	ND	0.0021	0.026		mg/Kg	1	11/1/2016 2:40:52 PM	S38379
Bromodichloromethane	ND	0.0015	0.026		mg/Kg	1	11/1/2016 2:40:52 PM	S38379
Bromoform	ND	0.0032	0.026		mg/Kg	1	11/1/2016 2:40:52 PM	S38379
Bromomethane	ND	0.0096	0.079		mg/Kg	1	11/1/2016 2:40:52 PM	S38379
2-Butanone	ND	0.015	0.26		mg/Kg	1	11/1/2016 2:40:52 PM	S38379
Carbon disulfide	ND	0.0086	0.26		mg/Kg	1	11/1/2016 2:40:52 PM	S38379
Carbon tetrachloride	ND	0.0017	0.026		mg/Kg	1	11/1/2016 2:40:52 PM	S38379
Chlorobenzene	ND	0.0021	0.026		mg/Kg	1	11/1/2016 2:40:52 PM	S38379
Chloroethane	ND	0.0052	0.052		mg/Kg	1	11/1/2016 2:40:52 PM	S38379
Chloroform	ND	0.0020	0.026		mg/Kg	1	11/1/2016 2:40:52 PM	S38379
Chloromethane	ND	0.0023	0.079		mg/Kg	1	11/1/2016 2:40:52 PM	S38379
2-Chlorotoluene	ND	0.0019	0.026		mg/Kg	1	11/1/2016 2:40:52 PM	S38379
4-Chlorotoluene	ND	0.0023	0.026		mg/Kg	1	11/1/2016 2:40:52 PM	S38379
cis-1,2-DCE	ND	0.0015	0.026		mg/Kg	1	11/1/2016 2:40:52 PM	S38379
cis-1,3-Dichloropropene	ND	0.0024	0.026		mg/Kg	1	11/1/2016 2:40:52 PM	S38379
1,2-Dibromo-3-chloropropane	ND	0.0080	0.052		mg/Kg	1	11/1/2016 2:40:52 PM	S38379
Dibromochloromethane	ND	0.0024	0.026		mg/Kg	1	11/1/2016 2:40:52 PM	S38379
Dibromomethane	ND	0.0023	0.026		mg/Kg	1	11/1/2016 2:40:52 PM	S38379
1,2-Dichlorobenzene	ND	0.0023	0.026		mg/Kg	1	11/1/2016 2:40:52 PM	S38379
1,3-Dichlorobenzene	ND	0.0021	0.026		mg/Kg	1	11/1/2016 2:40:52 PM	S38379
1,4-Dichlorobenzene	ND	0.0032	0.026		mg/Kg	1	11/1/2016 2:40:52 PM	S38379
Dichlorodifluoromethane	ND	0.0081	0.026		mg/Kg	1	11/1/2016 2:40:52 PM	S38379
1,1-Dichloroethane	ND	0.0014	0.026		mg/Kg	1	11/1/2016 2:40:52 PM	S38379
1,1-Dichloroethene	ND	0.0086	0.026		mg/Kg	1	11/1/2016 2:40:52 PM	S38379
1,2-Dichloropropane	ND	0.0022	0.026		mg/Kg	1	11/1/2016 2:40:52 PM	S38379
1,3-Dichloropropane	ND	0.0030	0.026		mg/Kg	1	11/1/2016 2:40:52 PM	S38379
2,2-Dichloropropane	ND	0.0015	0.052		mg/Kg	1	11/1/2016 2:40:52 PM	S38379
1,1-Dichloropropene	ND	0.0021	0.052		mg/Kg	1	11/1/2016 2:40:52 PM	S38379
Hexachlorobutadiene	ND	0.0032	0.052		mg/Kg	1	11/1/2016 2:40:52 PM	S38379
2-Hexanone	ND	0.014	0.26		mg/Kg	1	11/1/2016 2:40:52 PM	S38379
Isopropylbenzene	ND	0.0023	0.026		mg/Kg	1	11/1/2016 2:40:52 PM	S38379
4-Isopropyltoluene	ND	0.0024	0.026		mg/Kg	1	11/1/2016 2:40:52 PM	S38379
4-Methyl-2-pentanone	0.013	0.0076	0.26	J	mg/Kg	1	11/1/2016 2:40:52 PM	S38379

Refer to the QC Summary report and sample login checklist for flagged QC data and preservation information.

Qualifiers:	*	Value exceeds Maximum Contaminant Level.	B	Analyte detected in the associated Method Blank
	D	Sample Diluted Due to Matrix	E	Value above quantitation range
	H	Holding times for preparation or analysis exceeded	J	Analyte detected below quantitation limits
	ND	Not Detected at the Reporting Limit	P	Sample pH Not In Range
	R	RPD outside accepted recovery limits	RL	Reporting Detection Limit
	S	% Recovery outside of range due to dilution or matrix	W	Sample container temperature is out of limit as specified

Hall Environmental Analysis Laboratory, Inc.

CLIENT: Intera, Inc.

Client Sample ID: SB-28 (0-5)

Project: COA Railyards

Collection Date: 10/27/2016 10:57:00 AM

Lab ID: 1610E23-028

Matrix: MEOH (SOIL) Received Date: 10/28/2016 10:11:00 AM

Analyses	Result	MDL	PQL	Qual	Units	DF	Date Analyzed	Batch ID
EPA METHOD 8260B: VOLATILES							Analyst: DJF	
Methylene chloride	0.0081	0.0075	0.079	J	mg/Kg	1	11/1/2016 2:40:52 PM	S38379
n-Butylbenzene	ND	0.0023	0.079		mg/Kg	1	11/1/2016 2:40:52 PM	S38379
n-Propylbenzene	ND	0.0020	0.026		mg/Kg	1	11/1/2016 2:40:52 PM	S38379
sec-Butylbenzene	ND	0.0036	0.026		mg/Kg	1	11/1/2016 2:40:52 PM	S38379
Styrene	ND	0.0023	0.026		mg/Kg	1	11/1/2016 2:40:52 PM	S38379
tert-Butylbenzene	ND	0.0022	0.026		mg/Kg	1	11/1/2016 2:40:52 PM	S38379
1,1,1,2-Tetrachloroethane	ND	0.0025	0.026		mg/Kg	1	11/1/2016 2:40:52 PM	S38379
1,1,2,2-Tetrachloroethane	ND	0.0042	0.026		mg/Kg	1	11/1/2016 2:40:52 PM	S38379
Tetrachloroethene (PCE)	ND	0.0022	0.026		mg/Kg	1	11/1/2016 2:40:52 PM	S38379
trans-1,2-DCE	ND	0.0073	0.026		mg/Kg	1	11/1/2016 2:40:52 PM	S38379
trans-1,3-Dichloropropene	ND	0.0038	0.026		mg/Kg	1	11/1/2016 2:40:52 PM	S38379
1,2,3-Trichlorobenzene	ND	0.0039	0.052		mg/Kg	1	11/1/2016 2:40:52 PM	S38379
1,2,4-Trichlorobenzene	ND	0.0028	0.026		mg/Kg	1	11/1/2016 2:40:52 PM	S38379
1,1,1-Trichloroethane	ND	0.0016	0.026		mg/Kg	1	11/1/2016 2:40:52 PM	S38379
1,1,2-Trichloroethane	ND	0.0031	0.026		mg/Kg	1	11/1/2016 2:40:52 PM	S38379
Trichloroethene (TCE)	ND	0.0028	0.026		mg/Kg	1	11/1/2016 2:40:52 PM	S38379
Trichlorofluoromethane	ND	0.0020	0.026		mg/Kg	1	11/1/2016 2:40:52 PM	S38379
1,2,3-Trichloropropane	ND	0.0045	0.052		mg/Kg	1	11/1/2016 2:40:52 PM	S38379
Vinyl chloride	ND	0.0021	0.026		mg/Kg	1	11/1/2016 2:40:52 PM	S38379
Xylenes, Total	ND	0.0050	0.052		mg/Kg	1	11/1/2016 2:40:52 PM	S38379
Surr: Dibromofluoromethane	101		70-130		%Rec	1	11/1/2016 2:40:52 PM	S38379
Surr: 1,2-Dichloroethane-d4	93.7		70-130		%Rec	1	11/1/2016 2:40:52 PM	S38379
Surr: Toluene-d8	97.4		70-130		%Rec	1	11/1/2016 2:40:52 PM	S38379
Surr: 4-Bromofluorobenzene	97.7		70-130		%Rec	1	11/1/2016 2:40:52 PM	S38379
EPA METHOD 8015D MOD: GASOLINE RANGE							Analyst: DJF	
Gasoline Range Organics (GRO)	ND	0.39	2.6		mg/Kg	1	11/1/2016 2:40:52 PM	G38379
Surr: BFB	102	0	70-130		%Rec	1	11/1/2016 2:40:52 PM	G38379

Refer to the QC Summary report and sample login checklist for flagged QC data and preservation information.

Qualifiers:	* Value exceeds Maximum Contaminant Level.	B Analyte detected in the associated Method Blank
	D Sample Diluted Due to Matrix	E Value above quantitation range
	H Holding times for preparation or analysis exceeded	J Analyte detected below quantitation limits
	ND Not Detected at the Reporting Limit	P Sample pH Not In Range
	R RPD outside accepted recovery limits	RL Reporting Detection Limit
	S % Recovery outside of range due to dilution or matrix	W Sample container temperature is out of limit as specified

Hall Environmental Analysis Laboratory, Inc.

CLIENT: Intera, Inc.

Client Sample ID: SB-29 (0-5)

Project: COA Railyards

Collection Date: 10/27/2016 11:22:00 AM

Lab ID: 1610E23-029

Matrix: MEOH (SOIL) Received Date: 10/28/2016 10:11:00 AM

Analyses	Result	MDL	PQL	Qual	Units	DF	Date Analyzed	Batch ID
EPA METHOD 8015M/D: DIESEL RANGE ORGANICS								Analyst: TOM
Diesel Range Organics (DRO)	ND	1.7	9.3		mg/Kg	1	11/2/2016 5:30:28 AM	28375
Motor Oil Range Organics (MRO)	ND	47	47		mg/Kg	1	11/2/2016 5:30:28 AM	28375
Surr: DNOP	104	0	70-130		%Rec	1	11/2/2016 5:30:28 AM	28375
EPA METHOD 8310: PAHS								Analyst: SCC
Naphthalene	ND	0.035	0.25		mg/Kg	1	11/7/2016 9:09:36 AM	28417
1-Methylnaphthalene	ND	0.037	0.25		mg/Kg	1	11/7/2016 9:09:36 AM	28417
2-Methylnaphthalene	ND	0.035	0.25		mg/Kg	1	11/7/2016 9:09:36 AM	28417
Acenaphthylene	ND	0.033	0.25		mg/Kg	1	11/7/2016 9:09:36 AM	28417
Acenaphthene	ND	0.030	0.25		mg/Kg	1	11/7/2016 9:09:36 AM	28417
Fluorene	ND	0.0033	0.030		mg/Kg	1	11/7/2016 9:09:36 AM	28417
Phenanthrene	ND	0.0016	0.015		mg/Kg	1	11/7/2016 9:09:36 AM	28417
Anthracene	ND	0.0024	0.015		mg/Kg	1	11/7/2016 9:09:36 AM	28417
Fluoranthene	ND	0.0033	0.020		mg/Kg	1	11/7/2016 9:09:36 AM	28417
Pyrene	ND	0.0034	0.025		mg/Kg	1	11/7/2016 9:09:36 AM	28417
Benz(a)anthracene	ND	0.00050	0.0099		mg/Kg	1	11/7/2016 9:09:36 AM	28417
Chrysene	ND	0.0014	0.0099		mg/Kg	1	11/7/2016 9:09:36 AM	28417
Benzo(b)fluoranthene	ND	0.00070	0.0099		mg/Kg	1	11/7/2016 9:09:36 AM	28417
Benzo(k)fluoranthene	ND	0.00040	0.0099		mg/Kg	1	11/7/2016 9:09:36 AM	28417
Benzo(a)pyrene	ND	0.00040	0.0099		mg/Kg	1	11/7/2016 9:09:36 AM	28417
Dibenz(a,h)anthracene	ND	0.00050	0.0099		mg/Kg	1	11/7/2016 9:09:36 AM	28417
Benzo(g,h,i)perylene	ND	0.00060	0.0099		mg/Kg	1	11/7/2016 9:09:36 AM	28417
Indeno(1,2,3-cd)pyrene	ND	0.00079	0.0099		mg/Kg	1	11/7/2016 9:09:36 AM	28417
Surr: Benzo(e)pyrene	67.0	0	27.4-110		%Rec	1	11/7/2016 9:09:36 AM	28417
EPA METHOD 6010B: SOIL METALS								Analyst: MED
Antimony	ND	1.0	2.5		mg/Kg	1	11/2/2016 12:14:51 PM	28364
Arsenic	2.3	0.88	2.5	J	mg/Kg	1	11/2/2016 12:14:51 PM	28364
Chromium	6.0	0.094	0.30		mg/Kg	1	11/2/2016 12:14:51 PM	28364
Iron	10000	75	250		mg/Kg	100	11/2/2016 11:06:24 AM	28364
Lead	2.2	0.17	0.25		mg/Kg	1	11/2/2016 12:14:51 PM	28364
Manganese	210	0.053	0.099		mg/Kg	1	11/2/2016 12:14:51 PM	28364
Thallium	ND	0.77	2.5		mg/Kg	1	11/2/2016 12:14:51 PM	28364
EPA METHOD 8260B: VOLATILES								Analyst: DJF
Benzene	ND	0.011	0.014		mg/Kg	1	11/1/2016 3:09:30 PM	S38379
Toluene	ND	0.0016	0.028		mg/Kg	1	11/1/2016 3:09:30 PM	S38379
Ethylbenzene	ND	0.0023	0.028		mg/Kg	1	11/1/2016 3:09:30 PM	S38379
Methyl tert-butyl ether (MTBE)	ND	0.0087	0.028		mg/Kg	1	11/1/2016 3:09:30 PM	S38379
1,2,4-Trimethylbenzene	ND	0.0020	0.028		mg/Kg	1	11/1/2016 3:09:30 PM	S38379
1,3,5-Trimethylbenzene	ND	0.0020	0.028		mg/Kg	1	11/1/2016 3:09:30 PM	S38379

Refer to the QC Summary report and sample login checklist for flagged QC data and preservation information.

Qualifiers:	*	Value exceeds Maximum Contaminant Level.	B	Analyte detected in the associated Method Blank
	D	Sample Diluted Due to Matrix	E	Value above quantitation range
	H	Holding times for preparation or analysis exceeded	J	Analyte detected below quantitation limits
	ND	Not Detected at the Reporting Limit	P	Sample pH Not In Range
	R	RPD outside accepted recovery limits	RL	Reporting Detection Limit
	S	% Recovery outside of range due to dilution or matrix	W	Sample container temperature is out of limit as specified

Hall Environmental Analysis Laboratory, Inc.

CLIENT: Intera, Inc.

Client Sample ID: SB-29 (0-5)

Project: COA Railyards

Collection Date: 10/27/2016 11:22:00 AM

Lab ID: 1610E23-029

Matrix: MEOH (SOIL) Received Date: 10/28/2016 10:11:00 AM

Analyses	Result	MDL	PQL	Qual	Units	DF	Date Analyzed	Batch ID
EPA METHOD 8260B: VOLATILES							Analyst: DJF	
1,2-Dichloroethane (EDC)	ND	0.0072	0.028		mg/Kg	1	11/1/2016 3:09:30 PM	S38379
1,2-Dibromoethane (EDB)	ND	0.0020	0.028		mg/Kg	1	11/1/2016 3:09:30 PM	S38379
Naphthalene	ND	0.0043	0.055		mg/Kg	1	11/1/2016 3:09:30 PM	S38379
1-Methylnaphthalene	ND	0.0061	0.11		mg/Kg	1	11/1/2016 3:09:30 PM	S38379
2-Methylnaphthalene	ND	0.0059	0.11		mg/Kg	1	11/1/2016 3:09:30 PM	S38379
Acetone	0.048	0.036	0.41	J	mg/Kg	1	11/1/2016 3:09:30 PM	S38379
Bromobenzene	ND	0.0022	0.028		mg/Kg	1	11/1/2016 3:09:30 PM	S38379
Bromodichloromethane	ND	0.0016	0.028		mg/Kg	1	11/1/2016 3:09:30 PM	S38379
Bromoform	ND	0.0034	0.028		mg/Kg	1	11/1/2016 3:09:30 PM	S38379
Bromomethane	ND	0.010	0.083		mg/Kg	1	11/1/2016 3:09:30 PM	S38379
2-Butanone	ND	0.016	0.28		mg/Kg	1	11/1/2016 3:09:30 PM	S38379
Carbon disulfide	ND	0.0091	0.28		mg/Kg	1	11/1/2016 3:09:30 PM	S38379
Carbon tetrachloride	ND	0.0018	0.028		mg/Kg	1	11/1/2016 3:09:30 PM	S38379
Chlorobenzene	ND	0.0022	0.028		mg/Kg	1	11/1/2016 3:09:30 PM	S38379
Chloroethane	ND	0.0055	0.055		mg/Kg	1	11/1/2016 3:09:30 PM	S38379
Chloroform	ND	0.0021	0.028		mg/Kg	1	11/1/2016 3:09:30 PM	S38379
Chloromethane	ND	0.0025	0.083		mg/Kg	1	11/1/2016 3:09:30 PM	S38379
2-Chlorotoluene	ND	0.0020	0.028		mg/Kg	1	11/1/2016 3:09:30 PM	S38379
4-Chlorotoluene	ND	0.0024	0.028		mg/Kg	1	11/1/2016 3:09:30 PM	S38379
cis-1,2-DCE	ND	0.0016	0.028		mg/Kg	1	11/1/2016 3:09:30 PM	S38379
cis-1,3-Dichloropropene	ND	0.0025	0.028		mg/Kg	1	11/1/2016 3:09:30 PM	S38379
1,2-Dibromo-3-chloropropane	ND	0.0084	0.055		mg/Kg	1	11/1/2016 3:09:30 PM	S38379
Dibromochloromethane	ND	0.0025	0.028		mg/Kg	1	11/1/2016 3:09:30 PM	S38379
Dibromomethane	ND	0.0024	0.028		mg/Kg	1	11/1/2016 3:09:30 PM	S38379
1,2-Dichlorobenzene	ND	0.0024	0.028		mg/Kg	1	11/1/2016 3:09:30 PM	S38379
1,3-Dichlorobenzene	ND	0.0023	0.028		mg/Kg	1	11/1/2016 3:09:30 PM	S38379
1,4-Dichlorobenzene	ND	0.0034	0.028		mg/Kg	1	11/1/2016 3:09:30 PM	S38379
Dichlorodifluoromethane	ND	0.0085	0.028		mg/Kg	1	11/1/2016 3:09:30 PM	S38379
1,1-Dichloroethane	ND	0.0015	0.028		mg/Kg	1	11/1/2016 3:09:30 PM	S38379
1,1-Dichloroethene	ND	0.0090	0.028		mg/Kg	1	11/1/2016 3:09:30 PM	S38379
1,2-Dichloropropane	ND	0.0023	0.028		mg/Kg	1	11/1/2016 3:09:30 PM	S38379
1,3-Dichloropropane	ND	0.0031	0.028		mg/Kg	1	11/1/2016 3:09:30 PM	S38379
2,2-Dichloropropane	ND	0.0016	0.055		mg/Kg	1	11/1/2016 3:09:30 PM	S38379
1,1-Dichloropropene	ND	0.0022	0.055		mg/Kg	1	11/1/2016 3:09:30 PM	S38379
Hexachlorobutadiene	ND	0.0034	0.055		mg/Kg	1	11/1/2016 3:09:30 PM	S38379
2-Hexanone	ND	0.015	0.28		mg/Kg	1	11/1/2016 3:09:30 PM	S38379
Isopropylbenzene	ND	0.0024	0.028		mg/Kg	1	11/1/2016 3:09:30 PM	S38379
4-Isopropyltoluene	ND	0.0025	0.028		mg/Kg	1	11/1/2016 3:09:30 PM	S38379
4-Methyl-2-pentanone	ND	0.0080	0.28		mg/Kg	1	11/1/2016 3:09:30 PM	S38379

Refer to the QC Summary report and sample login checklist for flagged QC data and preservation information.

Qualifiers:	*	Value exceeds Maximum Contaminant Level.	B	Analyte detected in the associated Method Blank
	D	Sample Diluted Due to Matrix	E	Value above quantitation range
	H	Holding times for preparation or analysis exceeded	J	Analyte detected below quantitation limits
	ND	Not Detected at the Reporting Limit	P	Sample pH Not In Range
	R	RPD outside accepted recovery limits	RL	Reporting Detection Limit
	S	% Recovery outside of range due to dilution or matrix	W	Sample container temperature is out of limit as specified

Hall Environmental Analysis Laboratory, Inc.

CLIENT: Intera, Inc.

Client Sample ID: SB-29 (0-5)

Project: COA Railyards

Collection Date: 10/27/2016 11:22:00 AM

Lab ID: 1610E23-029

Matrix: MEOH (SOIL) Received Date: 10/28/2016 10:11:00 AM

Analyses	Result	MDL	PQL	Qual	Units	DF	Date Analyzed	Batch ID
EPA METHOD 8260B: VOLATILES							Analyst: DJF	
Methylene chloride	0.0084	0.0079	0.083	J	mg/Kg	1	11/1/2016 3:09:30 PM	S38379
n-Butylbenzene	ND	0.0024	0.083		mg/Kg	1	11/1/2016 3:09:30 PM	S38379
n-Propylbenzene	ND	0.0021	0.028		mg/Kg	1	11/1/2016 3:09:30 PM	S38379
sec-Butylbenzene	ND	0.0038	0.028		mg/Kg	1	11/1/2016 3:09:30 PM	S38379
Styrene	ND	0.0025	0.028		mg/Kg	1	11/1/2016 3:09:30 PM	S38379
tert-Butylbenzene	ND	0.0023	0.028		mg/Kg	1	11/1/2016 3:09:30 PM	S38379
1,1,1,2-Tetrachloroethane	ND	0.0026	0.028		mg/Kg	1	11/1/2016 3:09:30 PM	S38379
1,1,2,2-Tetrachloroethane	ND	0.0045	0.028		mg/Kg	1	11/1/2016 3:09:30 PM	S38379
Tetrachloroethene (PCE)	ND	0.0023	0.028		mg/Kg	1	11/1/2016 3:09:30 PM	S38379
trans-1,2-DCE	ND	0.0077	0.028		mg/Kg	1	11/1/2016 3:09:30 PM	S38379
trans-1,3-Dichloropropene	ND	0.0040	0.028		mg/Kg	1	11/1/2016 3:09:30 PM	S38379
1,2,3-Trichlorobenzene	ND	0.0041	0.055		mg/Kg	1	11/1/2016 3:09:30 PM	S38379
1,2,4-Trichlorobenzene	ND	0.0029	0.028		mg/Kg	1	11/1/2016 3:09:30 PM	S38379
1,1,1-Trichloroethane	ND	0.0017	0.028		mg/Kg	1	11/1/2016 3:09:30 PM	S38379
1,1,2-Trichloroethane	ND	0.0032	0.028		mg/Kg	1	11/1/2016 3:09:30 PM	S38379
Trichloroethene (TCE)	ND	0.0030	0.028		mg/Kg	1	11/1/2016 3:09:30 PM	S38379
Trichlorofluoromethane	ND	0.0021	0.028		mg/Kg	1	11/1/2016 3:09:30 PM	S38379
1,2,3-Trichloropropane	ND	0.0048	0.055		mg/Kg	1	11/1/2016 3:09:30 PM	S38379
Vinyl chloride	ND	0.0023	0.028		mg/Kg	1	11/1/2016 3:09:30 PM	S38379
Xylenes, Total	ND	0.0052	0.055		mg/Kg	1	11/1/2016 3:09:30 PM	S38379
Surr: Dibromofluoromethane	98.1		70-130		%Rec	1	11/1/2016 3:09:30 PM	S38379
Surr: 1,2-Dichloroethane-d4	92.4		70-130		%Rec	1	11/1/2016 3:09:30 PM	S38379
Surr: Toluene-d8	93.6		70-130		%Rec	1	11/1/2016 3:09:30 PM	S38379
Surr: 4-Bromofluorobenzene	95.2		70-130		%Rec	1	11/1/2016 3:09:30 PM	S38379
EPA METHOD 8015D MOD: GASOLINE RANGE							Analyst: DJF	
Gasoline Range Organics (GRO)	ND	0.41	2.8		mg/Kg	1	11/1/2016 3:09:30 PM	G38379
Surr: BFB	101	0	70-130		%Rec	1	11/1/2016 3:09:30 PM	G38379

Refer to the QC Summary report and sample login checklist for flagged QC data and preservation information.

Qualifiers:	* Value exceeds Maximum Contaminant Level.	B Analyte detected in the associated Method Blank
	D Sample Diluted Due to Matrix	E Value above quantitation range
	H Holding times for preparation or analysis exceeded	J Analyte detected below quantitation limits
	ND Not Detected at the Reporting Limit	P Sample pH Not In Range
	R RPD outside accepted recovery limits	RL Reporting Detection Limit
	S % Recovery outside of range due to dilution or matrix	W Sample container temperature is out of limit as specified

Hall Environmental Analysis Laboratory, Inc.

CLIENT: Intera, Inc.

Client Sample ID: SB-30 (0-5)

Project: COA Railyards

Collection Date: 10/27/2016 11:46:00 AM

Lab ID: 1610E23-030

Matrix: MEOH (SOIL) Received Date: 10/28/2016 10:11:00 AM

Analyses	Result	MDL	PQL	Qual	Units	DF	Date Analyzed	Batch ID
EPA METHOD 8015M/D: DIESEL RANGE ORGANICS							Analyst: TOM	
Diesel Range Organics (DRO)	6.2	1.8	9.7	J	mg/Kg	1	11/2/2016 5:52:19 AM	28375
Motor Oil Range Organics (MRO)	ND	49	49		mg/Kg	1	11/2/2016 5:52:19 AM	28375
Surr: DNOP	107	0	70-130		%Rec	1	11/2/2016 5:52:19 AM	28375
EPA METHOD 8310: PAHS							Analyst: SCC	
Naphthalene	0.052	0.035	0.25	J	mg/Kg	1	11/7/2016 9:38:49 AM	28417
1-Methylnaphthalene	0.087	0.037	0.25	J	mg/Kg	1	11/7/2016 9:38:49 AM	28417
2-Methylnaphthalene	0.12	0.035	0.25	J	mg/Kg	1	11/7/2016 9:38:49 AM	28417
Acenaphthylene	ND	0.033	0.25		mg/Kg	1	11/7/2016 9:38:49 AM	28417
Acenaphthene	ND	0.030	0.25		mg/Kg	1	11/7/2016 9:38:49 AM	28417
Fluorene	ND	0.0033	0.030		mg/Kg	1	11/7/2016 9:38:49 AM	28417
Phenanthrene	0.031	0.0016	0.015		mg/Kg	1	11/7/2016 9:38:49 AM	28417
Anthracene	ND	0.0024	0.015		mg/Kg	1	11/7/2016 9:38:49 AM	28417
Fluoranthene	0.0067	0.0033	0.020	J	mg/Kg	1	11/7/2016 9:38:49 AM	28417
Pyrene	0.011	0.0034	0.025	J	mg/Kg	1	11/7/2016 9:38:49 AM	28417
Benz(a)anthracene	0.0027	0.00050	0.010	J	mg/Kg	1	11/7/2016 9:38:49 AM	28417
Chrysene	0.0060	0.0014	0.010	J	mg/Kg	1	11/7/2016 9:38:49 AM	28417
Benzo(b)fluoranthene	ND	0.00070	0.010		mg/Kg	1	11/7/2016 9:38:49 AM	28417
Benzo(k)fluoranthene	0.0020	0.00040	0.010	J	mg/Kg	1	11/7/2016 9:38:49 AM	28417
Benzo(a)pyrene	0.0037	0.00040	0.010	J	mg/Kg	1	11/7/2016 9:38:49 AM	28417
Dibenz(a,h)anthracene	ND	0.00050	0.010		mg/Kg	1	11/7/2016 9:38:49 AM	28417
Benzo(g,h,i)perylene	0.0022	0.00060	0.010	J	mg/Kg	1	11/7/2016 9:38:49 AM	28417
Indeno(1,2,3-cd)pyrene	0.016	0.00080	0.010		mg/Kg	1	11/7/2016 9:38:49 AM	28417
Surr: Benzo(e)pyrene	60.4	0	27.4-110		%Rec	1	11/7/2016 9:38:49 AM	28417
EPA METHOD 6010B: SOIL METALS							Analyst: MED	
Antimony	ND	1.0	2.5		mg/Kg	1	11/2/2016 12:18:16 PM	28364
Arsenic	3.4	0.88	2.5		mg/Kg	1	11/2/2016 12:18:16 PM	28364
Chromium	7.3	0.093	0.30		mg/Kg	1	11/2/2016 12:18:16 PM	28364
Iron	12000	75	250		mg/Kg	100	11/2/2016 11:07:57 AM	28364
Lead	3.2	0.17	0.25		mg/Kg	1	11/2/2016 12:18:16 PM	28364
Manganese	300	0.11	0.20		mg/Kg	2	11/2/2016 12:19:50 PM	28364
Thallium	ND	0.76	2.5		mg/Kg	1	11/2/2016 12:18:16 PM	28364
EPA METHOD 8260B: VOLATILES							Analyst: DJF	
Benzene	ND	0.015	0.019		mg/Kg	1	11/1/2016 3:38:01 PM	S38379
Toluene	ND	0.0023	0.038		mg/Kg	1	11/1/2016 3:38:01 PM	S38379
Ethylbenzene	0.0035	0.0031	0.038	J	mg/Kg	1	11/1/2016 3:38:01 PM	S38379
Methyl tert-butyl ether (MTBE)	ND	0.012	0.038		mg/Kg	1	11/1/2016 3:38:01 PM	S38379
1,2,4-Trimethylbenzene	ND	0.0028	0.038		mg/Kg	1	11/1/2016 3:38:01 PM	S38379
1,3,5-Trimethylbenzene	ND	0.0028	0.038		mg/Kg	1	11/1/2016 3:38:01 PM	S38379

Refer to the QC Summary report and sample login checklist for flagged QC data and preservation information.

Qualifiers:	* Value exceeds Maximum Contaminant Level.	B Analyte detected in the associated Method Blank
	D Sample Diluted Due to Matrix	E Value above quantitation range
	H Holding times for preparation or analysis exceeded	J Analyte detected below quantitation limits
	ND Not Detected at the Reporting Limit	P Sample pH Not In Range
	R RPD outside accepted recovery limits	RL Reporting Detection Limit
	S % Recovery outside of range due to dilution or matrix	W Sample container temperature is out of limit as specified

Hall Environmental Analysis Laboratory, Inc.

CLIENT: Intera, Inc.

Client Sample ID: SB-30 (0-5)

Project: COA Railyards

Collection Date: 10/27/2016 11:46:00 AM

Lab ID: 1610E23-030

Matrix: MEOH (SOIL) Received Date: 10/28/2016 10:11:00 AM

Analyses	Result	MDL	PQL	Qual	Units	DF	Date Analyzed	Batch ID
EPA METHOD 8260B: VOLATILES							Analyst: DJF	
1,2-Dichloroethane (EDC)	ND	0.010	0.038		mg/Kg	1	11/1/2016 3:38:01 PM	S38379
1,2-Dibromoethane (EDB)	ND	0.0027	0.038		mg/Kg	1	11/1/2016 3:38:01 PM	S38379
Naphthalene	ND	0.0060	0.076		mg/Kg	1	11/1/2016 3:38:01 PM	S38379
1-Methylnaphthalene	ND	0.0085	0.15		mg/Kg	1	11/1/2016 3:38:01 PM	S38379
2-Methylnaphthalene	ND	0.0082	0.15		mg/Kg	1	11/1/2016 3:38:01 PM	S38379
Acetone	0.052	0.049	0.57	J	mg/Kg	1	11/1/2016 3:38:01 PM	S38379
Bromobenzene	ND	0.0031	0.038		mg/Kg	1	11/1/2016 3:38:01 PM	S38379
Bromodichloromethane	ND	0.0022	0.038		mg/Kg	1	11/1/2016 3:38:01 PM	S38379
Bromoform	ND	0.0046	0.038		mg/Kg	1	11/1/2016 3:38:01 PM	S38379
Bromomethane	ND	0.014	0.11		mg/Kg	1	11/1/2016 3:38:01 PM	S38379
2-Butanone	ND	0.022	0.38		mg/Kg	1	11/1/2016 3:38:01 PM	S38379
Carbon disulfide	ND	0.013	0.38		mg/Kg	1	11/1/2016 3:38:01 PM	S38379
Carbon tetrachloride	ND	0.0025	0.038		mg/Kg	1	11/1/2016 3:38:01 PM	S38379
Chlorobenzene	ND	0.0031	0.038		mg/Kg	1	11/1/2016 3:38:01 PM	S38379
Chloroethane	ND	0.0076	0.076		mg/Kg	1	11/1/2016 3:38:01 PM	S38379
Chloroform	ND	0.0029	0.038		mg/Kg	1	11/1/2016 3:38:01 PM	S38379
Chloromethane	ND	0.0034	0.11		mg/Kg	1	11/1/2016 3:38:01 PM	S38379
2-Chlorotoluene	ND	0.0028	0.038		mg/Kg	1	11/1/2016 3:38:01 PM	S38379
4-Chlorotoluene	ND	0.0034	0.038		mg/Kg	1	11/1/2016 3:38:01 PM	S38379
cis-1,2-DCE	ND	0.0022	0.038		mg/Kg	1	11/1/2016 3:38:01 PM	S38379
cis-1,3-Dichloropropene	ND	0.0035	0.038		mg/Kg	1	11/1/2016 3:38:01 PM	S38379
1,2-Dibromo-3-chloropropane	ND	0.012	0.076		mg/Kg	1	11/1/2016 3:38:01 PM	S38379
Dibromochloromethane	ND	0.0034	0.038		mg/Kg	1	11/1/2016 3:38:01 PM	S38379
Dibromomethane	ND	0.0033	0.038		mg/Kg	1	11/1/2016 3:38:01 PM	S38379
1,2-Dichlorobenzene	ND	0.0033	0.038		mg/Kg	1	11/1/2016 3:38:01 PM	S38379
1,3-Dichlorobenzene	ND	0.0031	0.038		mg/Kg	1	11/1/2016 3:38:01 PM	S38379
1,4-Dichlorobenzene	ND	0.0047	0.038		mg/Kg	1	11/1/2016 3:38:01 PM	S38379
Dichlorodifluoromethane	ND	0.012	0.038		mg/Kg	1	11/1/2016 3:38:01 PM	S38379
1,1-Dichloroethane	ND	0.0021	0.038		mg/Kg	1	11/1/2016 3:38:01 PM	S38379
1,1-Dichloroethene	ND	0.012	0.038		mg/Kg	1	11/1/2016 3:38:01 PM	S38379
1,2-Dichloropropane	ND	0.0032	0.038		mg/Kg	1	11/1/2016 3:38:01 PM	S38379
1,3-Dichloropropane	ND	0.0043	0.038		mg/Kg	1	11/1/2016 3:38:01 PM	S38379
2,2-Dichloropropane	ND	0.0022	0.076		mg/Kg	1	11/1/2016 3:38:01 PM	S38379
1,1-Dichloropropene	ND	0.0030	0.076		mg/Kg	1	11/1/2016 3:38:01 PM	S38379
Hexachlorobutadiene	ND	0.0047	0.076		mg/Kg	1	11/1/2016 3:38:01 PM	S38379
2-Hexanone	ND	0.021	0.38		mg/Kg	1	11/1/2016 3:38:01 PM	S38379
Isopropylbenzene	ND	0.0033	0.038		mg/Kg	1	11/1/2016 3:38:01 PM	S38379
4-Isopropyltoluene	ND	0.0034	0.038		mg/Kg	1	11/1/2016 3:38:01 PM	S38379
4-Methyl-2-pentanone	ND	0.011	0.38		mg/Kg	1	11/1/2016 3:38:01 PM	S38379

Refer to the QC Summary report and sample login checklist for flagged QC data and preservation information.

Qualifiers:	* Value exceeds Maximum Contaminant Level.	B Analyte detected in the associated Method Blank
	D Sample Diluted Due to Matrix	E Value above quantitation range
	H Holding times for preparation or analysis exceeded	J Analyte detected below quantitation limits
	ND Not Detected at the Reporting Limit	P Sample pH Not In Range
	R RPD outside accepted recovery limits	RL Reporting Detection Limit
	S % Recovery outside of range due to dilution or matrix	W Sample container temperature is out of limit as specified

Hall Environmental Analysis Laboratory, Inc.

CLIENT: Intera, Inc.

Client Sample ID: SB-30 (0-5)

Project: COA Railyards

Collection Date: 10/27/2016 11:46:00 AM

Lab ID: 1610E23-030

Matrix: MEOH (SOIL) Received Date: 10/28/2016 10:11:00 AM

Analyses	Result	MDL	PQL	Qual	Units	DF	Date Analyzed	Batch ID
EPA METHOD 8260B: VOLATILES							Analyst: DJF	
Methylene chloride	0.012	0.011	0.11	J	mg/Kg	1	11/1/2016 3:38:01 PM	S38379
n-Butylbenzene	ND	0.0034	0.11		mg/Kg	1	11/1/2016 3:38:01 PM	S38379
n-Propylbenzene	ND	0.0029	0.038		mg/Kg	1	11/1/2016 3:38:01 PM	S38379
sec-Butylbenzene	ND	0.0053	0.038		mg/Kg	1	11/1/2016 3:38:01 PM	S38379
Styrene	ND	0.0034	0.038		mg/Kg	1	11/1/2016 3:38:01 PM	S38379
tert-Butylbenzene	ND	0.0032	0.038		mg/Kg	1	11/1/2016 3:38:01 PM	S38379
1,1,1,2-Tetrachloroethane	ND	0.0037	0.038		mg/Kg	1	11/1/2016 3:38:01 PM	S38379
1,1,2,2-Tetrachloroethane	ND	0.0062	0.038		mg/Kg	1	11/1/2016 3:38:01 PM	S38379
Tetrachloroethene (PCE)	ND	0.0032	0.038		mg/Kg	1	11/1/2016 3:38:01 PM	S38379
trans-1,2-DCE	ND	0.011	0.038		mg/Kg	1	11/1/2016 3:38:01 PM	S38379
trans-1,3-Dichloropropene	ND	0.0056	0.038		mg/Kg	1	11/1/2016 3:38:01 PM	S38379
1,2,3-Trichlorobenzene	ND	0.0057	0.076		mg/Kg	1	11/1/2016 3:38:01 PM	S38379
1,2,4-Trichlorobenzene	ND	0.0041	0.038		mg/Kg	1	11/1/2016 3:38:01 PM	S38379
1,1,1-Trichloroethane	ND	0.0023	0.038		mg/Kg	1	11/1/2016 3:38:01 PM	S38379
1,1,2-Trichloroethane	ND	0.0045	0.038		mg/Kg	1	11/1/2016 3:38:01 PM	S38379
Trichloroethene (TCE)	ND	0.0041	0.038		mg/Kg	1	11/1/2016 3:38:01 PM	S38379
Trichlorofluoromethane	ND	0.0029	0.038		mg/Kg	1	11/1/2016 3:38:01 PM	S38379
1,2,3-Trichloropropane	ND	0.0066	0.076		mg/Kg	1	11/1/2016 3:38:01 PM	S38379
Vinyl chloride	ND	0.0031	0.038		mg/Kg	1	11/1/2016 3:38:01 PM	S38379
Xylenes, Total	0.047	0.0072	0.076	J	mg/Kg	1	11/1/2016 3:38:01 PM	S38379
Surr: Dibromofluoromethane	99.5		70-130		%Rec	1	11/1/2016 3:38:01 PM	S38379
Surr: 1,2-Dichloroethane-d4	92.4		70-130		%Rec	1	11/1/2016 3:38:01 PM	S38379
Surr: Toluene-d8	95.4		70-130		%Rec	1	11/1/2016 3:38:01 PM	S38379
Surr: 4-Bromofluorobenzene	98.6		70-130		%Rec	1	11/1/2016 3:38:01 PM	S38379
EPA METHOD 8015D MOD: GASOLINE RANGE							Analyst: DJF	
Gasoline Range Organics (GRO)	ND	0.57	3.8		mg/Kg	1	11/1/2016 3:38:01 PM	G38379
Surr: BFB	101	0	70-130		%Rec	1	11/1/2016 3:38:01 PM	G38379

Refer to the QC Summary report and sample login checklist for flagged QC data and preservation information.

Qualifiers:	* Value exceeds Maximum Contaminant Level.	B Analyte detected in the associated Method Blank
	D Sample Diluted Due to Matrix	E Value above quantitation range
	H Holding times for preparation or analysis exceeded	J Analyte detected below quantitation limits
	ND Not Detected at the Reporting Limit	P Sample pH Not In Range
	R RPD outside accepted recovery limits	RL Reporting Detection Limit
	S % Recovery outside of range due to dilution or matrix	W Sample container temperature is out of limit as specified

Hall Environmental Analysis Laboratory, Inc.

CLIENT: Intera, Inc.

Client Sample ID: SB-31 (0-5)

Project: COA Railyards

Collection Date: 10/27/2016 12:50:00 PM

Lab ID: 1610E23-031

Matrix: MEOH (SOIL) Received Date: 10/28/2016 10:11:00 AM

Analyses	Result	MDL	PQL	Qual	Units	DF	Date Analyzed	Batch ID
EPA METHOD 8015M/D: DIESEL RANGE ORGANICS								Analyst: TOM
Diesel Range Organics (DRO)	ND	1.8	9.6		mg/Kg	1	11/2/2016 6:13:51 AM	28375
Motor Oil Range Organics (MRO)	ND	48	48		mg/Kg	1	11/2/2016 6:13:51 AM	28375
Surr: DNOP	91.0	0	70-130		%Rec	1	11/2/2016 6:13:51 AM	28375
EPA METHOD 8310: PAHS								Analyst: SCC
Naphthalene	ND	0.035	0.25		mg/Kg	1	11/7/2016 10:08:03 AM	28417
1-Methylnaphthalene	ND	0.037	0.25		mg/Kg	1	11/7/2016 10:08:03 AM	28417
2-Methylnaphthalene	ND	0.035	0.25		mg/Kg	1	11/7/2016 10:08:03 AM	28417
Acenaphthylene	ND	0.034	0.25		mg/Kg	1	11/7/2016 10:08:03 AM	28417
Acenaphthene	ND	0.031	0.25		mg/Kg	1	11/7/2016 10:08:03 AM	28417
Fluorene	ND	0.0033	0.030		mg/Kg	1	11/7/2016 10:08:03 AM	28417
Phenanthrene	0.0023	0.0016	0.015	J	mg/Kg	1	11/7/2016 10:08:03 AM	28417
Anthracene	ND	0.0024	0.015		mg/Kg	1	11/7/2016 10:08:03 AM	28417
Fluoranthene	ND	0.0033	0.020		mg/Kg	1	11/7/2016 10:08:03 AM	28417
Pyrene	ND	0.0034	0.025		mg/Kg	1	11/7/2016 10:08:03 AM	28417
Benz(a)anthracene	0.00050	0.00050	0.010	J	mg/Kg	1	11/7/2016 10:08:03 AM	28417
Chrysene	ND	0.0014	0.010		mg/Kg	1	11/7/2016 10:08:03 AM	28417
Benzo(b)fluoranthene	ND	0.00071	0.010		mg/Kg	1	11/7/2016 10:08:03 AM	28417
Benzo(k)fluoranthene	ND	0.00040	0.010		mg/Kg	1	11/7/2016 10:08:03 AM	28417
Benzo(a)pyrene	0.00050	0.00040	0.010	J	mg/Kg	1	11/7/2016 10:08:03 AM	28417
Dibenz(a,h)anthracene	ND	0.00050	0.010		mg/Kg	1	11/7/2016 10:08:03 AM	28417
Benzo(g,h,i)perylene	ND	0.00060	0.010		mg/Kg	1	11/7/2016 10:08:03 AM	28417
Indeno(1,2,3-cd)pyrene	0.0020	0.00081	0.010	J	mg/Kg	1	11/7/2016 10:08:03 AM	28417
Surr: Benzo(e)pyrene	63.2	0	27.4-110		%Rec	1	11/7/2016 10:08:03 AM	28417
EPA METHOD 6010B: SOIL METALS								Analyst: MED
Antimony	ND	0.98	2.4		mg/Kg	1	11/2/2016 12:29:38 PM	28364
Arsenic	3.7	0.87	2.4		mg/Kg	1	11/2/2016 12:29:38 PM	28364
Chromium	5.9	0.092	0.29		mg/Kg	1	11/2/2016 12:29:38 PM	28364
Iron	9300	74	240		mg/Kg	100	11/2/2016 11:09:30 AM	28364
Lead	4.8	0.17	0.24		mg/Kg	1	11/2/2016 12:29:38 PM	28364
Manganese	280	0.10	0.20		mg/Kg	2	11/2/2016 12:31:22 PM	28364
Thallium	ND	0.75	2.4		mg/Kg	1	11/2/2016 12:29:38 PM	28364
EPA METHOD 8260B: VOLATILES								Analyst: DJF
Benzene	ND	0.015	0.019		mg/Kg	1	11/1/2016 4:06:51 PM	S38379
Toluene	ND	0.0022	0.037		mg/Kg	1	11/1/2016 4:06:51 PM	S38379
Ethylbenzene	ND	0.0031	0.037		mg/Kg	1	11/1/2016 4:06:51 PM	S38379
Methyl tert-butyl ether (MTBE)	ND	0.012	0.037		mg/Kg	1	11/1/2016 4:06:51 PM	S38379
1,2,4-Trimethylbenzene	ND	0.0028	0.037		mg/Kg	1	11/1/2016 4:06:51 PM	S38379
1,3,5-Trimethylbenzene	ND	0.0027	0.037		mg/Kg	1	11/1/2016 4:06:51 PM	S38379

Refer to the QC Summary report and sample login checklist for flagged QC data and preservation information.

Qualifiers:	* Value exceeds Maximum Contaminant Level.	B Analyte detected in the associated Method Blank
	D Sample Diluted Due to Matrix	E Value above quantitation range
	H Holding times for preparation or analysis exceeded	J Analyte detected below quantitation limits
	ND Not Detected at the Reporting Limit	P Sample pH Not In Range
	R RPD outside accepted recovery limits	RL Reporting Detection Limit
	S % Recovery outside of range due to dilution or matrix	W Sample container temperature is out of limit as specified

Hall Environmental Analysis Laboratory, Inc.

CLIENT: Intera, Inc.

Client Sample ID: SB-31 (0-5)

Project: COA Railyards

Collection Date: 10/27/2016 12:50:00 PM

Lab ID: 1610E23-031

Matrix: MEOH (SOIL) Received Date: 10/28/2016 10:11:00 AM

Analyses	Result	MDL	PQL	Qual	Units	DF	Date Analyzed	Batch ID
EPA METHOD 8260B: VOLATILES							Analyst: DJF	
1,2-Dichloroethane (EDC)	ND	0.0098	0.037		mg/Kg	1	11/1/2016 4:06:51 PM	S38379
1,2-Dibromoethane (EDB)	ND	0.0027	0.037		mg/Kg	1	11/1/2016 4:06:51 PM	S38379
Naphthalene	ND	0.0059	0.075		mg/Kg	1	11/1/2016 4:06:51 PM	S38379
1-Methylnaphthalene	ND	0.0083	0.15		mg/Kg	1	11/1/2016 4:06:51 PM	S38379
2-Methylnaphthalene	ND	0.0080	0.15		mg/Kg	1	11/1/2016 4:06:51 PM	S38379
Acetone	0.057	0.048	0.56	J	mg/Kg	1	11/1/2016 4:06:51 PM	S38379
Bromobenzene	ND	0.0030	0.037		mg/Kg	1	11/1/2016 4:06:51 PM	S38379
Bromodichloromethane	ND	0.0022	0.037		mg/Kg	1	11/1/2016 4:06:51 PM	S38379
Bromoform	ND	0.0046	0.037		mg/Kg	1	11/1/2016 4:06:51 PM	S38379
Bromomethane	ND	0.014	0.11		mg/Kg	1	11/1/2016 4:06:51 PM	S38379
2-Butanone	ND	0.021	0.37		mg/Kg	1	11/1/2016 4:06:51 PM	S38379
Carbon disulfide	ND	0.012	0.37		mg/Kg	1	11/1/2016 4:06:51 PM	S38379
Carbon tetrachloride	ND	0.0025	0.037		mg/Kg	1	11/1/2016 4:06:51 PM	S38379
Chlorobenzene	ND	0.0030	0.037		mg/Kg	1	11/1/2016 4:06:51 PM	S38379
Chloroethane	ND	0.0075	0.075		mg/Kg	1	11/1/2016 4:06:51 PM	S38379
Chloroform	ND	0.0028	0.037		mg/Kg	1	11/1/2016 4:06:51 PM	S38379
Chloromethane	ND	0.0033	0.11		mg/Kg	1	11/1/2016 4:06:51 PM	S38379
2-Chlorotoluene	ND	0.0028	0.037		mg/Kg	1	11/1/2016 4:06:51 PM	S38379
4-Chlorotoluene	ND	0.0033	0.037		mg/Kg	1	11/1/2016 4:06:51 PM	S38379
cis-1,2-DCE	ND	0.0022	0.037		mg/Kg	1	11/1/2016 4:06:51 PM	S38379
cis-1,3-Dichloropropene	ND	0.0035	0.037		mg/Kg	1	11/1/2016 4:06:51 PM	S38379
1,2-Dibromo-3-chloropropane	ND	0.011	0.075		mg/Kg	1	11/1/2016 4:06:51 PM	S38379
Dibromochloromethane	ND	0.0034	0.037		mg/Kg	1	11/1/2016 4:06:51 PM	S38379
Dibromomethane	ND	0.0032	0.037		mg/Kg	1	11/1/2016 4:06:51 PM	S38379
1,2-Dichlorobenzene	ND	0.0033	0.037		mg/Kg	1	11/1/2016 4:06:51 PM	S38379
1,3-Dichlorobenzene	ND	0.0031	0.037		mg/Kg	1	11/1/2016 4:06:51 PM	S38379
1,4-Dichlorobenzene	ND	0.0046	0.037		mg/Kg	1	11/1/2016 4:06:51 PM	S38379
Dichlorodifluoromethane	ND	0.012	0.037		mg/Kg	1	11/1/2016 4:06:51 PM	S38379
1,1-Dichloroethane	ND	0.0020	0.037		mg/Kg	1	11/1/2016 4:06:51 PM	S38379
1,1-Dichloroethene	ND	0.012	0.037		mg/Kg	1	11/1/2016 4:06:51 PM	S38379
1,2-Dichloropropane	ND	0.0031	0.037		mg/Kg	1	11/1/2016 4:06:51 PM	S38379
1,3-Dichloropropane	ND	0.0042	0.037		mg/Kg	1	11/1/2016 4:06:51 PM	S38379
2,2-Dichloropropane	ND	0.0021	0.075		mg/Kg	1	11/1/2016 4:06:51 PM	S38379
1,1-Dichloropropene	ND	0.0030	0.075		mg/Kg	1	11/1/2016 4:06:51 PM	S38379
Hexachlorobutadiene	ND	0.0046	0.075		mg/Kg	1	11/1/2016 4:06:51 PM	S38379
2-Hexanone	ND	0.020	0.37		mg/Kg	1	11/1/2016 4:06:51 PM	S38379
Isopropylbenzene	ND	0.0032	0.037		mg/Kg	1	11/1/2016 4:06:51 PM	S38379
4-Isopropyltoluene	ND	0.0034	0.037		mg/Kg	1	11/1/2016 4:06:51 PM	S38379
4-Methyl-2-pentanone	ND	0.011	0.37		mg/Kg	1	11/1/2016 4:06:51 PM	S38379

Refer to the QC Summary report and sample login checklist for flagged QC data and preservation information.

Qualifiers:	*	Value exceeds Maximum Contaminant Level.	B	Analyte detected in the associated Method Blank
	D	Sample Diluted Due to Matrix	E	Value above quantitation range
	H	Holding times for preparation or analysis exceeded	J	Analyte detected below quantitation limits
	ND	Not Detected at the Reporting Limit	P	Sample pH Not In Range
	R	RPD outside accepted recovery limits	RL	Reporting Detection Limit
	S	% Recovery outside of range due to dilution or matrix	W	Sample container temperature is out of limit as specified

Hall Environmental Analysis Laboratory, Inc.

CLIENT: Intera, Inc.

Client Sample ID: SB-31 (0-5)

Project: COA Railyards

Collection Date: 10/27/2016 12:50:00 PM

Lab ID: 1610E23-031

Matrix: MEOH (SOIL) Received Date: 10/28/2016 10:11:00 AM

Analyses	Result	MDL	PQL	Qual	Units	DF	Date Analyzed	Batch ID
EPA METHOD 8260B: VOLATILES							Analyst: DJF	
Methylene chloride	0.012	0.011	0.11	J	mg/Kg	1	11/1/2016 4:06:51 PM	S38379
n-Butylbenzene	ND	0.0033	0.11		mg/Kg	1	11/1/2016 4:06:51 PM	S38379
n-Propylbenzene	ND	0.0029	0.037		mg/Kg	1	11/1/2016 4:06:51 PM	S38379
sec-Butylbenzene	ND	0.0052	0.037		mg/Kg	1	11/1/2016 4:06:51 PM	S38379
Styrene	ND	0.0033	0.037		mg/Kg	1	11/1/2016 4:06:51 PM	S38379
tert-Butylbenzene	ND	0.0031	0.037		mg/Kg	1	11/1/2016 4:06:51 PM	S38379
1,1,1,2-Tetrachloroethane	ND	0.0036	0.037		mg/Kg	1	11/1/2016 4:06:51 PM	S38379
1,1,2,2-Tetrachloroethane	ND	0.0061	0.037		mg/Kg	1	11/1/2016 4:06:51 PM	S38379
Tetrachloroethene (PCE)	ND	0.0031	0.037		mg/Kg	1	11/1/2016 4:06:51 PM	S38379
trans-1,2-DCE	ND	0.010	0.037		mg/Kg	1	11/1/2016 4:06:51 PM	S38379
trans-1,3-Dichloropropene	ND	0.0055	0.037		mg/Kg	1	11/1/2016 4:06:51 PM	S38379
1,2,3-Trichlorobenzene	ND	0.0056	0.075		mg/Kg	1	11/1/2016 4:06:51 PM	S38379
1,2,4-Trichlorobenzene	ND	0.0040	0.037		mg/Kg	1	11/1/2016 4:06:51 PM	S38379
1,1,1-Trichloroethane	ND	0.0023	0.037		mg/Kg	1	11/1/2016 4:06:51 PM	S38379
1,1,2-Trichloroethane	ND	0.0044	0.037		mg/Kg	1	11/1/2016 4:06:51 PM	S38379
Trichloroethene (TCE)	ND	0.0040	0.037		mg/Kg	1	11/1/2016 4:06:51 PM	S38379
Trichlorofluoromethane	ND	0.0028	0.037		mg/Kg	1	11/1/2016 4:06:51 PM	S38379
1,2,3-Trichloropropane	ND	0.0065	0.075		mg/Kg	1	11/1/2016 4:06:51 PM	S38379
Vinyl chloride	ND	0.0031	0.037		mg/Kg	1	11/1/2016 4:06:51 PM	S38379
Xylenes, Total	ND	0.0071	0.075		mg/Kg	1	11/1/2016 4:06:51 PM	S38379
Surr: Dibromofluoromethane	100		70-130		%Rec	1	11/1/2016 4:06:51 PM	S38379
Surr: 1,2-Dichloroethane-d4	92.2		70-130		%Rec	1	11/1/2016 4:06:51 PM	S38379
Surr: Toluene-d8	94.9		70-130		%Rec	1	11/1/2016 4:06:51 PM	S38379
Surr: 4-Bromofluorobenzene	97.7		70-130		%Rec	1	11/1/2016 4:06:51 PM	S38379
EPA METHOD 8015D MOD: GASOLINE RANGE							Analyst: DJF	
Gasoline Range Organics (GRO)	ND	0.56	3.7		mg/Kg	1	11/1/2016 4:06:51 PM	G38379
Surr: BFB	100	0	70-130		%Rec	1	11/1/2016 4:06:51 PM	G38379

Refer to the QC Summary report and sample login checklist for flagged QC data and preservation information.

Qualifiers:	* Value exceeds Maximum Contaminant Level.	B Analyte detected in the associated Method Blank
	D Sample Diluted Due to Matrix	E Value above quantitation range
	H Holding times for preparation or analysis exceeded	J Analyte detected below quantitation limits
	ND Not Detected at the Reporting Limit	P Sample pH Not In Range
	R RPD outside accepted recovery limits	RL Reporting Detection Limit
	S % Recovery outside of range due to dilution or matrix	W Sample container temperature is out of limit as specified

Hall Environmental Analysis Laboratory, Inc.

CLIENT: Intera, Inc.

Client Sample ID: SB-32 (0-3)

Project: COA Railyards

Collection Date: 10/27/2016 1:05:00 PM

Lab ID: 1610E23-032

Matrix: MEOH (SOIL) Received Date: 10/28/2016 10:11:00 AM

Analyses	Result	MDL	PQL	Qual	Units	DF	Date Analyzed	Batch ID
EPA METHOD 8015M/D: DIESEL RANGE ORGANICS								Analyst: TOM
Diesel Range Organics (DRO)	24	1.8	9.5		mg/Kg	1	11/3/2016 3:18:51 AM	28375
Motor Oil Range Organics (MRO)	69	48	48		mg/Kg	1	11/3/2016 3:18:51 AM	28375
Surr: DNOP	0	0	70-130	S	%Rec	1	11/3/2016 3:18:51 AM	28375
EPA METHOD 8310: PAHS								Analyst: SCC
Naphthalene	ND	3.5	25	D	mg/Kg	10	11/7/2016 11:06:30 AM	28417
1-Methylnaphthalene	ND	3.7	25	D	mg/Kg	10	11/7/2016 11:06:30 AM	28417
2-Methylnaphthalene	ND	3.5	25	D	mg/Kg	10	11/7/2016 11:06:30 AM	28417
Acenaphthylene	ND	3.3	25	D	mg/Kg	10	11/7/2016 11:06:30 AM	28417
Acenaphthene	ND	3.0	25	D	mg/Kg	10	11/7/2016 11:06:30 AM	28417
Fluorene	ND	0.33	3.0	D	mg/Kg	10	11/7/2016 11:06:30 AM	28417
Phenanthrene	8.5	0.16	1.5	D	mg/Kg	10	11/7/2016 11:06:30 AM	28417
Anthracene	0.97	0.24	1.5	JD	mg/Kg	10	11/7/2016 11:06:30 AM	28417
Fluoranthene	16	0.33	2.0	D	mg/Kg	10	11/7/2016 11:06:30 AM	28417
Pyrene	15	0.34	2.5	D	mg/Kg	10	11/7/2016 11:06:30 AM	28417
Benz(a)anthracene	6.5	0.25	5.0	D	mg/Kg	50	11/7/2016 4:57:48 PM	28417
Chrysene	4.7	0.14	0.99	D	mg/Kg	10	11/7/2016 11:06:30 AM	28417
Benzo(b)fluoranthene	4.4	0.14	2.0	D	mg/Kg	20	11/7/2016 4:28:36 PM	28417
Benzo(k)fluoranthene	3.2	0.080	2.0	D	mg/Kg	20	11/7/2016 4:28:36 PM	28417
Benzo(a)pyrene	7.1	0.20	5.0	D	mg/Kg	50	11/7/2016 4:57:48 PM	28417
Dibenz(a,h)anthracene	0.40	0.050	0.99	JD	mg/Kg	10	11/7/2016 11:06:30 AM	28417
Benzo(g,h,i)perylene	4.3	0.12	2.0	D	mg/Kg	20	11/7/2016 4:28:36 PM	28417
Indeno(1,2,3-cd)pyrene	1.5	0.080	0.99	D	mg/Kg	10	11/7/2016 11:06:30 AM	28417
Surr: Benzo(e)pyrene	0	0	27.4-110	SD	%Rec	10	11/7/2016 11:06:30 AM	28417
EPA METHOD 6010B: SOIL METALS								Analyst: MED
Antimony	3.6	0.97	2.4		mg/Kg	1	11/2/2016 12:33:02 PM	28364
Arsenic	17	0.86	2.4		mg/Kg	1	11/2/2016 12:33:02 PM	28364
Chromium	12	0.091	0.29		mg/Kg	1	11/2/2016 12:33:02 PM	28364
Iron	18000	73	240		mg/Kg	100	11/2/2016 11:17:20 AM	28364
Lead	210	0.84	1.2		mg/Kg	5	11/4/2016 10:35:46 AM	28364
Manganese	390	0.10	0.19		mg/Kg	2	11/2/2016 12:34:54 PM	28364
Thallium	ND	0.74	2.4		mg/Kg	1	11/2/2016 12:33:02 PM	28364
EPA METHOD 8260B: VOLATILES								Analyst: DJF
Benzene	ND	0.012	0.015		mg/Kg	1	11/1/2016 1:43:43 PM	S38379
Toluene	0.0045	0.0018	0.030	J	mg/Kg	1	11/1/2016 1:43:43 PM	S38379
Ethylbenzene	ND	0.0025	0.030		mg/Kg	1	11/1/2016 1:43:43 PM	S38379
Methyl tert-butyl ether (MTBE)	ND	0.0095	0.030		mg/Kg	1	11/1/2016 1:43:43 PM	S38379
1,2,4-Trimethylbenzene	0.0026	0.0022	0.030	J	mg/Kg	1	11/1/2016 1:43:43 PM	S38379
1,3,5-Trimethylbenzene	ND	0.0022	0.030		mg/Kg	1	11/1/2016 1:43:43 PM	S38379

Refer to the QC Summary report and sample login checklist for flagged QC data and preservation information.

Qualifiers:	*	Value exceeds Maximum Contaminant Level.	B	Analyte detected in the associated Method Blank
	D	Sample Diluted Due to Matrix	E	Value above quantitation range
	H	Holding times for preparation or analysis exceeded	J	Analyte detected below quantitation limits
	ND	Not Detected at the Reporting Limit	P	Sample pH Not In Range
	R	RPD outside accepted recovery limits	RL	Reporting Detection Limit
	S	% Recovery outside of range due to dilution or matrix	W	Sample container temperature is out of limit as specified

Hall Environmental Analysis Laboratory, Inc.

CLIENT: Intera, Inc.

Client Sample ID: SB-32 (0-3)

Project: COA Railyards

Collection Date: 10/27/2016 1:05:00 PM

Lab ID: 1610E23-032

Matrix: MEOH (SOIL) Received Date: 10/28/2016 10:11:00 AM

Analyses	Result	MDL	PQL	Qual	Units	DF	Date Analyzed	Batch ID
EPA METHOD 8260B: VOLATILES							Analyst: DJF	
1,2-Dichloroethane (EDC)	ND	0.0079	0.030		mg/Kg	1	11/1/2016 1:43:43 PM	S38379
1,2-Dibromoethane (EDB)	ND	0.0022	0.030		mg/Kg	1	11/1/2016 1:43:43 PM	S38379
Naphthalene	0.0057	0.0047	0.061	J	mg/Kg	1	11/1/2016 1:43:43 PM	S38379
1-Methylnaphthalene	ND	0.0067	0.12		mg/Kg	1	11/1/2016 1:43:43 PM	S38379
2-Methylnaphthalene	0.0095	0.0065	0.12	J	mg/Kg	1	11/1/2016 1:43:43 PM	S38379
Acetone	0.094	0.039	0.45	J	mg/Kg	1	11/1/2016 1:43:43 PM	S38379
Bromobenzene	ND	0.0024	0.030		mg/Kg	1	11/1/2016 1:43:43 PM	S38379
Bromodichloromethane	ND	0.0018	0.030		mg/Kg	1	11/1/2016 1:43:43 PM	S38379
Bromoform	ND	0.0037	0.030		mg/Kg	1	11/1/2016 1:43:43 PM	S38379
Bromomethane	ND	0.011	0.091		mg/Kg	1	11/1/2016 1:43:43 PM	S38379
2-Butanone	ND	0.017	0.30		mg/Kg	1	11/1/2016 1:43:43 PM	S38379
Carbon disulfide	ND	0.010	0.30		mg/Kg	1	11/1/2016 1:43:43 PM	S38379
Carbon tetrachloride	ND	0.0020	0.030		mg/Kg	1	11/1/2016 1:43:43 PM	S38379
Chlorobenzene	ND	0.0025	0.030		mg/Kg	1	11/1/2016 1:43:43 PM	S38379
Chloroethane	ND	0.0060	0.061		mg/Kg	1	11/1/2016 1:43:43 PM	S38379
Chloroform	0.024	0.0023	0.030	J	mg/Kg	1	11/1/2016 1:43:43 PM	S38379
Chloromethane	ND	0.0027	0.091		mg/Kg	1	11/1/2016 1:43:43 PM	S38379
2-Chlorotoluene	ND	0.0022	0.030		mg/Kg	1	11/1/2016 1:43:43 PM	S38379
4-Chlorotoluene	ND	0.0027	0.030		mg/Kg	1	11/1/2016 1:43:43 PM	S38379
cis-1,2-DCE	ND	0.0018	0.030		mg/Kg	1	11/1/2016 1:43:43 PM	S38379
cis-1,3-Dichloropropene	ND	0.0028	0.030		mg/Kg	1	11/1/2016 1:43:43 PM	S38379
1,2-Dibromo-3-chloropropane	ND	0.0093	0.061		mg/Kg	1	11/1/2016 1:43:43 PM	S38379
Dibromochloromethane	ND	0.0027	0.030		mg/Kg	1	11/1/2016 1:43:43 PM	S38379
Dibromomethane	ND	0.0026	0.030		mg/Kg	1	11/1/2016 1:43:43 PM	S38379
1,2-Dichlorobenzene	ND	0.0026	0.030		mg/Kg	1	11/1/2016 1:43:43 PM	S38379
1,3-Dichlorobenzene	ND	0.0025	0.030		mg/Kg	1	11/1/2016 1:43:43 PM	S38379
1,4-Dichlorobenzene	ND	0.0038	0.030		mg/Kg	1	11/1/2016 1:43:43 PM	S38379
Dichlorodifluoromethane	ND	0.0094	0.030		mg/Kg	1	11/1/2016 1:43:43 PM	S38379
1,1-Dichloroethane	ND	0.0016	0.030		mg/Kg	1	11/1/2016 1:43:43 PM	S38379
1,1-Dichloroethene	ND	0.0099	0.030		mg/Kg	1	11/1/2016 1:43:43 PM	S38379
1,2-Dichloropropane	ND	0.0025	0.030		mg/Kg	1	11/1/2016 1:43:43 PM	S38379
1,3-Dichloropropane	ND	0.0034	0.030		mg/Kg	1	11/1/2016 1:43:43 PM	S38379
2,2-Dichloropropane	ND	0.0017	0.061		mg/Kg	1	11/1/2016 1:43:43 PM	S38379
1,1-Dichloropropene	ND	0.0024	0.061		mg/Kg	1	11/1/2016 1:43:43 PM	S38379
Hexachlorobutadiene	ND	0.0037	0.061		mg/Kg	1	11/1/2016 1:43:43 PM	S38379
2-Hexanone	ND	0.016	0.30		mg/Kg	1	11/1/2016 1:43:43 PM	S38379
Isopropylbenzene	ND	0.0026	0.030		mg/Kg	1	11/1/2016 1:43:43 PM	S38379
4-Isopropyltoluene	ND	0.0027	0.030		mg/Kg	1	11/1/2016 1:43:43 PM	S38379
4-Methyl-2-pentanone	0.015	0.0088	0.30	J	mg/Kg	1	11/1/2016 1:43:43 PM	S38379

Refer to the QC Summary report and sample login checklist for flagged QC data and preservation information.

Qualifiers:	*	Value exceeds Maximum Contaminant Level.	B	Analyte detected in the associated Method Blank
	D	Sample Diluted Due to Matrix	E	Value above quantitation range
	H	Holding times for preparation or analysis exceeded	J	Analyte detected below quantitation limits
	ND	Not Detected at the Reporting Limit	P	Sample pH Not In Range
	R	RPD outside accepted recovery limits	RL	Reporting Detection Limit
	S	% Recovery outside of range due to dilution or matrix	W	Sample container temperature is out of limit as specified

Hall Environmental Analysis Laboratory, Inc.**CLIENT:** Intera, Inc.**Client Sample ID:** SB-32 (0-3)**Project:** COA Railyards**Collection Date:** 10/27/2016 1:05:00 PM**Lab ID:** 1610E23-032**Matrix:** MEOH (SOIL) **Received Date:** 10/28/2016 10:11:00 AM

Analyses	Result	MDL	PQL	Qual	Units	DF	Date Analyzed	Batch ID
EPA METHOD 8260B: VOLATILES							Analyst: DJF	
Methylene chloride	0.0088	0.0087	0.091	J	mg/Kg	1	11/1/2016 1:43:43 PM	S38379
n-Butylbenzene	ND	0.0027	0.091		mg/Kg	1	11/1/2016 1:43:43 PM	S38379
n-Propylbenzene	ND	0.0023	0.030		mg/Kg	1	11/1/2016 1:43:43 PM	S38379
sec-Butylbenzene	ND	0.0042	0.030		mg/Kg	1	11/1/2016 1:43:43 PM	S38379
Styrene	ND	0.0027	0.030		mg/Kg	1	11/1/2016 1:43:43 PM	S38379
tert-Butylbenzene	ND	0.0025	0.030		mg/Kg	1	11/1/2016 1:43:43 PM	S38379
1,1,1,2-Tetrachloroethane	ND	0.0029	0.030		mg/Kg	1	11/1/2016 1:43:43 PM	S38379
1,1,2,2-Tetrachloroethane	ND	0.0049	0.030		mg/Kg	1	11/1/2016 1:43:43 PM	S38379
Tetrachloroethene (PCE)	ND	0.0025	0.030		mg/Kg	1	11/1/2016 1:43:43 PM	S38379
trans-1,2-DCE	ND	0.0085	0.030		mg/Kg	1	11/1/2016 1:43:43 PM	S38379
trans-1,3-Dichloropropene	ND	0.0044	0.030		mg/Kg	1	11/1/2016 1:43:43 PM	S38379
1,2,3-Trichlorobenzene	ND	0.0045	0.061		mg/Kg	1	11/1/2016 1:43:43 PM	S38379
1,2,4-Trichlorobenzene	ND	0.0032	0.030		mg/Kg	1	11/1/2016 1:43:43 PM	S38379
1,1,1-Trichloroethane	ND	0.0018	0.030		mg/Kg	1	11/1/2016 1:43:43 PM	S38379
1,1,2-Trichloroethane	ND	0.0036	0.030		mg/Kg	1	11/1/2016 1:43:43 PM	S38379
Trichloroethene (TCE)	ND	0.0032	0.030		mg/Kg	1	11/1/2016 1:43:43 PM	S38379
Trichlorofluoromethane	ND	0.0023	0.030		mg/Kg	1	11/1/2016 1:43:43 PM	S38379
1,2,3-Trichloropropane	ND	0.0052	0.061		mg/Kg	1	11/1/2016 1:43:43 PM	S38379
Vinyl chloride	ND	0.0025	0.030		mg/Kg	1	11/1/2016 1:43:43 PM	S38379
Xylenes, Total	ND	0.0057	0.061		mg/Kg	1	11/1/2016 1:43:43 PM	S38379
Surr: Dibromofluoromethane	99.3		70-130		%Rec	1	11/1/2016 1:43:43 PM	S38379
Surr: 1,2-Dichloroethane-d4	91.9		70-130		%Rec	1	11/1/2016 1:43:43 PM	S38379
Surr: Toluene-d8	96.3		70-130		%Rec	1	11/1/2016 1:43:43 PM	S38379
Surr: 4-Bromofluorobenzene	95.3		70-130		%Rec	1	11/1/2016 1:43:43 PM	S38379
EPA METHOD 8015D MOD: GASOLINE RANGE							Analyst: DJF	
Gasoline Range Organics (GRO)	0.70	0.46	3.0	J	mg/Kg	1	11/1/2016 1:43:43 PM	G38379
Surr: BFB	99.5	0	70-130		%Rec	1	11/1/2016 1:43:43 PM	G38379

Refer to the QC Summary report and sample login checklist for flagged QC data and preservation information.

Qualifiers:	* Value exceeds Maximum Contaminant Level.	B Analyte detected in the associated Method Blank
	D Sample Diluted Due to Matrix	E Value above quantitation range
	H Holding times for preparation or analysis exceeded	J Analyte detected below quantitation limits
	ND Not Detected at the Reporting Limit	P Sample pH Not In Range
	R RPD outside accepted recovery limits	RL Reporting Detection Limit
	S % Recovery outside of range due to dilution or matrix	W Sample container temperature is out of limit as specified

Hall Environmental Analysis Laboratory, Inc.

CLIENT: Intera, Inc.

Client Sample ID: MEOH BLANK

Project: COA Railyards

Collection Date:

Lab ID: 1610E23-033

Matrix: MEOH BLAN

Received Date: 10/28/2016 10:11:00 AM

Analyses	Result	MDL	PQL	Qual	Units	DF	Date Analyzed	Batch ID
EPA METHOD 8260B: VOLATILES							Analyst: DJF	
Benzene	ND	0.020	0.025		mg/Kg	1	11/1/2016 4:35:34 PM	S38379
Toluene	ND	0.0030	0.050		mg/Kg	1	11/1/2016 4:35:34 PM	S38379
Ethylbenzene	ND	0.0041	0.050		mg/Kg	1	11/1/2016 4:35:34 PM	S38379
Methyl tert-butyl ether (MTBE)	ND	0.016	0.050		mg/Kg	1	11/1/2016 4:35:34 PM	S38379
1,2,4-Trimethylbenzene	ND	0.0037	0.050		mg/Kg	1	11/1/2016 4:35:34 PM	S38379
1,3,5-Trimethylbenzene	ND	0.0036	0.050		mg/Kg	1	11/1/2016 4:35:34 PM	S38379
1,2-Dichloroethane (EDC)	ND	0.013	0.050		mg/Kg	1	11/1/2016 4:35:34 PM	S38379
1,2-Dibromoethane (EDB)	ND	0.0036	0.050		mg/Kg	1	11/1/2016 4:35:34 PM	S38379
Naphthalene	ND	0.0078	0.10		mg/Kg	1	11/1/2016 4:35:34 PM	S38379
1-Methylnaphthalene	ND	0.011	0.20		mg/Kg	1	11/1/2016 4:35:34 PM	S38379
2-Methylnaphthalene	ND	0.011	0.20		mg/Kg	1	11/1/2016 4:35:34 PM	S38379
Acetone	ND	0.065	0.75		mg/Kg	1	11/1/2016 4:35:34 PM	S38379
Bromobenzene	ND	0.0040	0.050		mg/Kg	1	11/1/2016 4:35:34 PM	S38379
Bromodichloromethane	ND	0.0029	0.050		mg/Kg	1	11/1/2016 4:35:34 PM	S38379
Bromoform	ND	0.0061	0.050		mg/Kg	1	11/1/2016 4:35:34 PM	S38379
Bromomethane	ND	0.018	0.15		mg/Kg	1	11/1/2016 4:35:34 PM	S38379
2-Butanone	ND	0.029	0.50		mg/Kg	1	11/1/2016 4:35:34 PM	S38379
Carbon disulfide	ND	0.017	0.50		mg/Kg	1	11/1/2016 4:35:34 PM	S38379
Carbon tetrachloride	ND	0.0033	0.050		mg/Kg	1	11/1/2016 4:35:34 PM	S38379
Chlorobenzene	ND	0.0041	0.050		mg/Kg	1	11/1/2016 4:35:34 PM	S38379
Chloroethane	ND	0.010	0.10		mg/Kg	1	11/1/2016 4:35:34 PM	S38379
Chloroform	ND	0.0038	0.050		mg/Kg	1	11/1/2016 4:35:34 PM	S38379
Chloromethane	0.017	0.0044	0.15	J	mg/Kg	1	11/1/2016 4:35:34 PM	S38379
2-Chlorotoluene	ND	0.0037	0.050		mg/Kg	1	11/1/2016 4:35:34 PM	S38379
4-Chlorotoluene	ND	0.0044	0.050		mg/Kg	1	11/1/2016 4:35:34 PM	S38379
cis-1,2-DCE	ND	0.0029	0.050		mg/Kg	1	11/1/2016 4:35:34 PM	S38379
cis-1,3-Dichloropropene	ND	0.0046	0.050		mg/Kg	1	11/1/2016 4:35:34 PM	S38379
1,2-Dibromo-3-chloropropane	ND	0.015	0.10		mg/Kg	1	11/1/2016 4:35:34 PM	S38379
Dibromochloromethane	ND	0.0045	0.050		mg/Kg	1	11/1/2016 4:35:34 PM	S38379
Dibromomethane	ND	0.0043	0.050		mg/Kg	1	11/1/2016 4:35:34 PM	S38379
1,2-Dichlorobenzene	ND	0.0044	0.050		mg/Kg	1	11/1/2016 4:35:34 PM	S38379
1,3-Dichlorobenzene	ND	0.0041	0.050		mg/Kg	1	11/1/2016 4:35:34 PM	S38379
1,4-Dichlorobenzene	ND	0.0062	0.050		mg/Kg	1	11/1/2016 4:35:34 PM	S38379
Dichlorodifluoromethane	ND	0.015	0.050		mg/Kg	1	11/1/2016 4:35:34 PM	S38379
1,1-Dichloroethane	ND	0.0027	0.050		mg/Kg	1	11/1/2016 4:35:34 PM	S38379
1,1-Dichloroethene	ND	0.016	0.050		mg/Kg	1	11/1/2016 4:35:34 PM	S38379
1,2-Dichloropropane	ND	0.0042	0.050		mg/Kg	1	11/1/2016 4:35:34 PM	S38379
1,3-Dichloropropane	ND	0.0057	0.050		mg/Kg	1	11/1/2016 4:35:34 PM	S38379
2,2-Dichloropropane	ND	0.0029	0.10		mg/Kg	1	11/1/2016 4:35:34 PM	S38379

Refer to the QC Summary report and sample login checklist for flagged QC data and preservation information.

Qualifiers:	* Value exceeds Maximum Contaminant Level.	B Analyte detected in the associated Method Blank
	D Sample Diluted Due to Matrix	E Value above quantitation range
	H Holding times for preparation or analysis exceeded	J Analyte detected below quantitation limits
	ND Not Detected at the Reporting Limit	P Sample pH Not In Range
	R RPD outside accepted recovery limits	RL Reporting Detection Limit
	S % Recovery outside of range due to dilution or matrix	W Sample container temperature is out of limit as specified

Hall Environmental Analysis Laboratory, Inc.

CLIENT: Intera, Inc.

Client Sample ID: MEOH BLANK

Project: COA Railyards

Collection Date:

Lab ID: 1610E23-033

Matrix: MEOH BLAN

Received Date: 10/28/2016 10:11:00 AM

Analyses	Result	MDL	PQL	Qual	Units	DF	Date Analyzed	Batch ID
EPA METHOD 8260B: VOLATILES							Analyst: DJF	
1,1-Dichloropropene	ND	0.0040	0.10		mg/Kg	1	11/1/2016 4:35:34 PM	S38379
Hexachlorobutadiene	ND	0.0061	0.10		mg/Kg	1	11/1/2016 4:35:34 PM	S38379
2-Hexanone	ND	0.027	0.50		mg/Kg	1	11/1/2016 4:35:34 PM	S38379
Isopropylbenzene	ND	0.0043	0.050		mg/Kg	1	11/1/2016 4:35:34 PM	S38379
4-Isopropyltoluene	ND	0.0045	0.050		mg/Kg	1	11/1/2016 4:35:34 PM	S38379
4-Methyl-2-pentanone	ND	0.015	0.50		mg/Kg	1	11/1/2016 4:35:34 PM	S38379
Methylene chloride	0.017	0.014	0.15	J	mg/Kg	1	11/1/2016 4:35:34 PM	S38379
n-Butylbenzene	ND	0.0044	0.15		mg/Kg	1	11/1/2016 4:35:34 PM	S38379
n-Propylbenzene	ND	0.0038	0.050		mg/Kg	1	11/1/2016 4:35:34 PM	S38379
sec-Butylbenzene	ND	0.0069	0.050		mg/Kg	1	11/1/2016 4:35:34 PM	S38379
Styrene	ND	0.0045	0.050		mg/Kg	1	11/1/2016 4:35:34 PM	S38379
tert-Butylbenzene	ND	0.0041	0.050		mg/Kg	1	11/1/2016 4:35:34 PM	S38379
1,1,1,2-Tetrachloroethane	ND	0.0048	0.050		mg/Kg	1	11/1/2016 4:35:34 PM	S38379
1,1,2,2-Tetrachloroethane	ND	0.0081	0.050		mg/Kg	1	11/1/2016 4:35:34 PM	S38379
Tetrachloroethene (PCE)	ND	0.0041	0.050		mg/Kg	1	11/1/2016 4:35:34 PM	S38379
trans-1,2-DCE	ND	0.014	0.050		mg/Kg	1	11/1/2016 4:35:34 PM	S38379
trans-1,3-Dichloropropene	ND	0.0073	0.050		mg/Kg	1	11/1/2016 4:35:34 PM	S38379
1,2,3-Trichlorobenzene	ND	0.0075	0.10		mg/Kg	1	11/1/2016 4:35:34 PM	S38379
1,2,4-Trichlorobenzene	ND	0.0053	0.050		mg/Kg	1	11/1/2016 4:35:34 PM	S38379
1,1,1-Trichloroethane	ND	0.0031	0.050		mg/Kg	1	11/1/2016 4:35:34 PM	S38379
1,1,2-Trichloroethane	ND	0.0059	0.050		mg/Kg	1	11/1/2016 4:35:34 PM	S38379
Trichloroethene (TCE)	ND	0.0054	0.050		mg/Kg	1	11/1/2016 4:35:34 PM	S38379
Trichlorofluoromethane	ND	0.0037	0.050		mg/Kg	1	11/1/2016 4:35:34 PM	S38379
1,2,3-Trichloropropane	ND	0.0086	0.10		mg/Kg	1	11/1/2016 4:35:34 PM	S38379
Vinyl chloride	ND	0.0041	0.050		mg/Kg	1	11/1/2016 4:35:34 PM	S38379
Xylenes, Total	ND	0.0095	0.10		mg/Kg	1	11/1/2016 4:35:34 PM	S38379
Surr: Dibromofluoromethane	102		70-130		%Rec	1	11/1/2016 4:35:34 PM	S38379
Surr: 1,2-Dichloroethane-d4	97.0		70-130		%Rec	1	11/1/2016 4:35:34 PM	S38379
Surr: Toluene-d8	96.1		70-130		%Rec	1	11/1/2016 4:35:34 PM	S38379
Surr: 4-Bromofluorobenzene	98.2		70-130		%Rec	1	11/1/2016 4:35:34 PM	S38379

Refer to the QC Summary report and sample login checklist for flagged QC data and preservation information.

Qualifiers:	* Value exceeds Maximum Contaminant Level.	B Analyte detected in the associated Method Blank
	D Sample Diluted Due to Matrix	E Value above quantitation range
	H Holding times for preparation or analysis exceeded	J Analyte detected below quantitation limits
	ND Not Detected at the Reporting Limit	P Sample pH Not In Range
	R RPD outside accepted recovery limits	RL Reporting Detection Limit
	S % Recovery outside of range due to dilution or matrix	W Sample container temperature is out of limit as specified

QC SUMMARY REPORT

Hall Environmental Analysis Laboratory, Inc.

WO#: 1610E23

22-Nov-16

Client: Intera, Inc.
Project: COA Railyards

Sample ID	1610E23-018AMS	SampType:	MS	TestCode:	EPA Method 8015M/D: Diesel Range Organics					
Client ID:	SB-18 (3-6)	Batch ID:	28375	RunNo:	38355					
Prep Date:	10/31/2016	Analysis Date:	11/1/2016	SeqNo:	1198166	Units:	mg/Kg			
Analyte	Result	PQL	SPK value	SPK Ref Val	%REC	LowLimit	HighLimit	%RPD	RPDLimit	Qual
Diesel Range Organics (DRO)	46	10	50.20	3.258	86.1	33.9	141			
Surr: DNOP	4.4		5.020		86.9	70	130			

Sample ID	1610E23-018AMSD	SampType:	MSD	TestCode:	EPA Method 8015M/D: Diesel Range Organics					
Client ID:	SB-18 (3-6)	Batch ID:	28375	RunNo:	38355					
Prep Date:	10/31/2016	Analysis Date:	11/2/2016	SeqNo:	1198167	Units:	mg/Kg			
Analyte	Result	PQL	SPK value	SPK Ref Val	%REC	LowLimit	HighLimit	%RPD	RPDLimit	Qual
Diesel Range Organics (DRO)	49	10	50.45	3.258	90.9	33.9	141	5.47	20	
Surr: DNOP	4.6		5.045		91.0	70	130	0	0	

Sample ID	LCS-28372	SampType:	LCS	TestCode:	EPA Method 8015M/D: Diesel Range Organics					
Client ID:	LCSS	Batch ID:	28372	RunNo:	38355					
Prep Date:	10/31/2016	Analysis Date:	11/1/2016	SeqNo:	1198183	Units:	mg/Kg			
Analyte	Result	PQL	SPK value	SPK Ref Val	%REC	LowLimit	HighLimit	%RPD	RPDLimit	Qual
Diesel Range Organics (DRO)	45	10	50.00	0	90.0	62.6	124			
Surr: DNOP	4.0		5.000		79.6	70	130			

Sample ID	LCS-28375	SampType:	LCS	TestCode:	EPA Method 8015M/D: Diesel Range Organics					
Client ID:	LCSS	Batch ID:	28375	RunNo:	38355					
Prep Date:	10/31/2016	Analysis Date:	11/1/2016	SeqNo:	1198184	Units:	mg/Kg			
Analyte	Result	PQL	SPK value	SPK Ref Val	%REC	LowLimit	HighLimit	%RPD	RPDLimit	Qual
Diesel Range Organics (DRO)	48	10	50.00	0	95.9	62.6	124			
Surr: DNOP	4.4		5.000		87.3	70	130			

Sample ID	MB-28372	SampType:	MBLK	TestCode:	EPA Method 8015M/D: Diesel Range Organics					
Client ID:	PBS	Batch ID:	28372	RunNo:	38355					
Prep Date:	10/31/2016	Analysis Date:	11/1/2016	SeqNo:	1198185	Units:	mg/Kg			
Analyte	Result	PQL	SPK value	SPK Ref Val	%REC	LowLimit	HighLimit	%RPD	RPDLimit	Qual
Diesel Range Organics (DRO)	ND	10								
Motor Oil Range Organics (MRO)	ND	50								
Surr: DNOP	8.9		10.00		89.1	70	130			

Qualifiers:

- * Value exceeds Maximum Contaminant Level.
- D Sample Diluted Due to Matrix
- H Holding times for preparation or analysis exceeded
- ND Not Detected at the Reporting Limit
- R RPD outside accepted recovery limits
- S % Recovery outside of range due to dilution or matrix
- B Analyte detected in the associated Method Blank
- E Value above quantitation range
- J Analyte detected below quantitation limits
- P Sample pH Not In Range
- RL Reporting Detection Limit
- W Sample container temperature is out of limit as specified

QC SUMMARY REPORT

Hall Environmental Analysis Laboratory, Inc.

WO#: 1610E23

22-Nov-16

Client: Intera, Inc.
Project: COA Railyards

Sample ID	MB-28375	SampType:	MBLK	TestCode:	EPA Method 8015M/D: Diesel Range Organics					
Client ID:	PBS	Batch ID:	28375	RunNo:	38355					
Prep Date:	10/31/2016	Analysis Date:	11/1/2016	SeqNo:	1198186	Units:	mg/Kg			
Analyte	Result	PQL	SPK value	SPK Ref Val	%REC	LowLimit	HighLimit	%RPD	RPDLimit	Qual
Diesel Range Organics (DRO)	ND	10								
Motor Oil Range Organics (MRO)	ND	50								
Surr: DNOP	9.2		10.00		92.3	70	130			

Qualifiers:

- | | |
|---|---|
| * Value exceeds Maximum Contaminant Level. | B Analyte detected in the associated Method Blank |
| D Sample Diluted Due to Matrix | E Value above quantitation range |
| H Holding times for preparation or analysis exceeded | J Analyte detected below quantitation limits |
| ND Not Detected at the Reporting Limit | P Sample pH Not In Range |
| R RPD outside accepted recovery limits | RL Reporting Detection Limit |
| S % Recovery outside of range due to dilution or matrix | W Sample container temperature is out of limit as specified |

QC SUMMARY REPORT

Hall Environmental Analysis Laboratory, Inc.

WO#: 1610E23

22-Nov-16

Client: Intera, Inc.
Project: COA Railyards

Sample ID	rb	SampType: MBLK			TestCode: EPA Method 8260B: Volatiles					
Client ID:	PBS	Batch ID: S38351			RunNo: 38351					
Prep Date:		Analysis Date: 10/31/2016			SeqNo: 1197175		Units: mg/Kg			
Analyte	Result	PQL	SPK value	SPK Ref Val	%REC	LowLimit	HighLimit	%RPD	RPDLimit	Qual
Benzene	ND	0.025								
Toluene	ND	0.050								
Ethylbenzene	ND	0.050								
Methyl tert-butyl ether (MTBE)	ND	0.050								
1,2,4-Trimethylbenzene	ND	0.050								
1,3,5-Trimethylbenzene	ND	0.050								
1,2-Dichloroethane (EDC)	ND	0.050								
1,2-Dibromoethane (EDB)	ND	0.050								
Naphthalene	ND	0.10								
1-Methylnaphthalene	ND	0.20								
2-Methylnaphthalene	ND	0.20								
Acetone	ND	0.75								
Bromobenzene	ND	0.050								
Bromodichloromethane	ND	0.050								
Bromoform	ND	0.050								
Bromomethane	ND	0.15								
2-Butanone	0.046	0.50								J
Carbon disulfide	ND	0.50								
Carbon tetrachloride	ND	0.050								
Chlorobenzene	ND	0.050								
Chloroethane	ND	0.10								
Chloroform	ND	0.050								
Chloromethane	0.016	0.15								J
2-Chlorotoluene	ND	0.050								
4-Chlorotoluene	ND	0.050								
cis-1,2-DCE	ND	0.050								
cis-1,3-Dichloropropene	ND	0.050								
1,2-Dibromo-3-chloropropane	ND	0.10								
Dibromochloromethane	ND	0.050								
Dibromomethane	ND	0.050								
1,2-Dichlorobenzene	ND	0.050								
1,3-Dichlorobenzene	ND	0.050								
1,4-Dichlorobenzene	ND	0.050								
Dichlorodifluoromethane	ND	0.050								
1,1-Dichloroethane	ND	0.050								
1,1-Dichloroethene	ND	0.050								
1,2-Dichloropropane	ND	0.050								
1,3-Dichloropropane	ND	0.050								
2,2-Dichloropropane	ND	0.10								

Qualifiers:

- * Value exceeds Maximum Contaminant Level.
- D Sample Diluted Due to Matrix
- H Holding times for preparation or analysis exceeded
- ND Not Detected at the Reporting Limit
- R RPD outside accepted recovery limits
- S % Recovery outside of range due to dilution or matrix
- B Analyte detected in the associated Method Blank
- E Value above quantitation range
- J Analyte detected below quantitation limits
- P Sample pH Not In Range
- RL Reporting Detection Limit
- W Sample container temperature is out of limit as specified

QC SUMMARY REPORT

Hall Environmental Analysis Laboratory, Inc.

WO#: 1610E23

22-Nov-16

Client: Intera, Inc.
Project: COA Railyards

Sample ID	rb	SampType: MBLK			TestCode: EPA Method 8260B: Volatiles					
Client ID:	PBS	Batch ID: S38351			RunNo: 38351					
Prep Date:		Analysis Date: 10/31/2016			SeqNo: 1197175		Units: mg/Kg			
Analyte	Result	PQL	SPK value	SPK Ref Val	%REC	LowLimit	HighLimit	%RPD	RPDLimit	Qual
1,1-Dichloropropene	ND	0.10								
Hexachlorobutadiene	ND	0.10								
2-Hexanone	ND	0.50								
Isopropylbenzene	ND	0.050								
4-Isopropyltoluene	ND	0.050								
4-Methyl-2-pentanone	ND	0.50								
Methylene chloride	0.018	0.15								J
n-Butylbenzene	ND	0.15								
n-Propylbenzene	ND	0.050								
sec-Butylbenzene	ND	0.050								
Styrene	ND	0.050								
tert-Butylbenzene	ND	0.050								
1,1,1,2-Tetrachloroethane	ND	0.050								
1,1,2,2-Tetrachloroethane	ND	0.050								
Tetrachloroethene (PCE)	ND	0.050								
trans-1,2-DCE	ND	0.050								
trans-1,3-Dichloropropene	ND	0.050								
1,2,3-Trichlorobenzene	ND	0.10								
1,2,4-Trichlorobenzene	ND	0.050								
1,1,1-Trichloroethane	ND	0.050								
1,1,2-Trichloroethane	ND	0.050								
Trichloroethene (TCE)	ND	0.050								
Trichlorofluoromethane	ND	0.050								
1,2,3-Trichloropropane	ND	0.10								
Vinyl chloride	ND	0.050								
Xylenes, Total	ND	0.10								
Surr: Dibromofluoromethane	0.50		0.5000		101	70	130			
Surr: 1,2-Dichloroethane-d4	0.49		0.5000		97.8	70	130			
Surr: Toluene-d8	0.47		0.5000		94.6	70	130			
Surr: 4-Bromofluorobenzene	0.50		0.5000		100	70	130			

Sample ID	100NG LCS	SampType: LCS			TestCode: EPA Method 8260B: Volatiles					
Client ID:	LCSS	Batch ID: S38351			RunNo: 38351					
Prep Date:		Analysis Date: 10/31/2016			SeqNo: 1197178		Units: mg/Kg			
Analyte	Result	PQL	SPK value	SPK Ref Val	%REC	LowLimit	HighLimit	%RPD	RPDLimit	Qual
Benzene	0.96	0.025	1.000	0	96.1	70	130			
Toluene	1.0	0.050	1.000	0	102	70	130			
Chlorobenzene	1.0	0.050	1.000	0	100	70	130			

Qualifiers:

- | | |
|---|---|
| * Value exceeds Maximum Contaminant Level. | B Analyte detected in the associated Method Blank |
| D Sample Diluted Due to Matrix | E Value above quantitation range |
| H Holding times for preparation or analysis exceeded | J Analyte detected below quantitation limits |
| ND Not Detected at the Reporting Limit | P Sample pH Not In Range |
| R RPD outside accepted recovery limits | RL Reporting Detection Limit |
| S % Recovery outside of range due to dilution or matrix | W Sample container temperature is out of limit as specified |

QC SUMMARY REPORT

Hall Environmental Analysis Laboratory, Inc.

WO#: 1610E23

22-Nov-16

Client: Intera, Inc.
Project: COA Railyards

Sample ID 100NG LCS	SampType: LCS		TestCode: EPA Method 8260B: Volatiles							
Client ID: LCSS	Batch ID: S38351		RunNo: 38351							
Prep Date:	Analysis Date: 10/31/2016		SeqNo: 1197178		Units: mg/Kg					
Analyte	Result	PQL	SPK value	SPK Ref Val	%REC	LowLimit	HighLimit	%RPD	RPDLimit	Qual
1,1-Dichloroethene	1.0	0.050	1.000	0	102	72	146			
Trichloroethene (TCE)	0.97	0.050	1.000	0	96.8	70	130			
Surr: Dibromofluoromethane	0.47		0.5000		94.2	70	130			
Surr: 1,2-Dichloroethane-d4	0.47		0.5000		94.0	70	130			
Surr: Toluene-d8	0.49		0.5000		98.2	70	130			
Surr: 4-Bromofluorobenzene	0.49		0.5000		97.4	70	130			

Sample ID 1610e23-001ams	SampType: MS		TestCode: EPA Method 8260B: Volatiles							
Client ID: SB-1 (9-10)	Batch ID: S38351		RunNo: 38351							
Prep Date:	Analysis Date: 10/31/2016		SeqNo: 1197182		Units: mg/Kg					
Analyte	Result	PQL	SPK value	SPK Ref Val	%REC	LowLimit	HighLimit	%RPD	RPDLimit	Qual
Benzene	0.87	0.019	0.7710	0	112	49.2	155			
Toluene	0.81	0.039	0.7710	0	105	52	154			
Chlorobenzene	0.80	0.039	0.7710	0	104	53.2	150			
1,1-Dichloroethene	1.2	0.039	0.7710	0	151	34.2	163			
Trichloroethene (TCE)	0.90	0.039	0.7710	0	117	48.2	151			
Surr: Dibromofluoromethane	0.40		0.3855		104	70	130			
Surr: 1,2-Dichloroethane-d4	0.39		0.3855		101	70	130			
Surr: Toluene-d8	0.36		0.3855		92.8	70	130			
Surr: 4-Bromofluorobenzene	0.36		0.3855		94.4	70	130			

Sample ID 1610e23-001amsd	SampType: MSD		TestCode: EPA Method 8260B: Volatiles							
Client ID: SB-1 (9-10)	Batch ID: S38351		RunNo: 38351							
Prep Date:	Analysis Date: 10/31/2016		SeqNo: 1197183		Units: mg/Kg					
Analyte	Result	PQL	SPK value	SPK Ref Val	%REC	LowLimit	HighLimit	%RPD	RPDLimit	Qual
Benzene	0.79	0.019	0.7710	0	103	49.2	155	8.97	20	
Toluene	0.79	0.039	0.7710	0	102	52	154	2.25	20	
Chlorobenzene	0.79	0.039	0.7710	0	102	53.2	150	1.93	20	
1,1-Dichloroethene	1.0	0.039	0.7710	0	131	34.2	163	13.9	20	
Trichloroethene (TCE)	0.82	0.039	0.7710	0	107	48.2	151	9.17	20	
Surr: Dibromofluoromethane	0.39		0.3855		101	70	130	0	0	
Surr: 1,2-Dichloroethane-d4	0.39		0.3855		100	70	130	0	0	
Surr: Toluene-d8	0.36		0.3855		94.6	70	130	0	0	
Surr: 4-Bromofluorobenzene	0.37		0.3855		95.5	70	130	0	0	

Qualifiers:

- | | |
|---|---|
| * Value exceeds Maximum Contaminant Level. | B Analyte detected in the associated Method Blank |
| D Sample Diluted Due to Matrix | E Value above quantitation range |
| H Holding times for preparation or analysis exceeded | J Analyte detected below quantitation limits |
| ND Not Detected at the Reporting Limit | P Sample pH Not In Range |
| R RPD outside accepted recovery limits | RL Reporting Detection Limit |
| S % Recovery outside of range due to dilution or matrix | W Sample container temperature is out of limit as specified |

QC SUMMARY REPORT

Hall Environmental Analysis Laboratory, Inc.

WO#: 1610E23

22-Nov-16

Client: Intera, Inc.
Project: COA Railyards

Sample ID	rb1	SampType:	MBLK	TestCode:	EPA Method 8260B: Volatiles					
Client ID:	PBS	Batch ID:	T38351	RunNo:	38351					
Prep Date:		Analysis Date:	11/1/2016	SeqNo:	1197203	Units:	mg/Kg			
Analyte	Result	PQL	SPK value	SPK Ref Val	%REC	LowLimit	HighLimit	%RPD	RPDLimit	Qual
Benzene	ND	0.025								
Toluene	ND	0.050								
Ethylbenzene	ND	0.050								
Methyl tert-butyl ether (MTBE)	ND	0.050								
1,2,4-Trimethylbenzene	ND	0.050								
1,3,5-Trimethylbenzene	ND	0.050								
1,2-Dichloroethane (EDC)	ND	0.050								
1,2-Dibromoethane (EDB)	ND	0.050								
Naphthalene	ND	0.10								
1-Methylnaphthalene	ND	0.20								
2-Methylnaphthalene	ND	0.20								
Acetone	ND	0.75								
Bromobenzene	ND	0.050								
Bromodichloromethane	ND	0.050								
Bromoform	ND	0.050								
Bromomethane	ND	0.15								
2-Butanone	ND	0.50								
Carbon disulfide	ND	0.50								
Carbon tetrachloride	ND	0.050								
Chlorobenzene	ND	0.050								
Chloroethane	ND	0.10								
Chloroform	ND	0.050								
Chloromethane	ND	0.15								
2-Chlorotoluene	ND	0.050								
4-Chlorotoluene	ND	0.050								
cis-1,2-DCE	ND	0.050								
cis-1,3-Dichloropropene	ND	0.050								
1,2-Dibromo-3-chloropropane	ND	0.10								
Dibromochloromethane	ND	0.050								
Dibromomethane	ND	0.050								
1,2-Dichlorobenzene	ND	0.050								
1,3-Dichlorobenzene	ND	0.050								
1,4-Dichlorobenzene	ND	0.050								
Dichlorodifluoromethane	ND	0.050								
1,1-Dichloroethane	ND	0.050								
1,1-Dichloroethene	ND	0.050								
1,2-Dichloropropane	ND	0.050								
1,3-Dichloropropane	ND	0.050								
2,2-Dichloropropane	ND	0.10								

Qualifiers:

- * Value exceeds Maximum Contaminant Level.
- D Sample Diluted Due to Matrix
- H Holding times for preparation or analysis exceeded
- ND Not Detected at the Reporting Limit
- R RPD outside accepted recovery limits
- S % Recovery outside of range due to dilution or matrix
- B Analyte detected in the associated Method Blank
- E Value above quantitation range
- J Analyte detected below quantitation limits
- P Sample pH Not In Range
- RL Reporting Detection Limit
- W Sample container temperature is out of limit as specified

QC SUMMARY REPORT

Hall Environmental Analysis Laboratory, Inc.

WO#: 1610E23

22-Nov-16

Client: Intera, Inc.
Project: COA Railyards

Sample ID	rb1	SampType:	MBLK	TestCode:	EPA Method 8260B: Volatiles					
Client ID:	PBS	Batch ID:	T38351	RunNo:	38351					
Prep Date:		Analysis Date:	11/1/2016	SeqNo:	1197203	Units:	mg/Kg			
Analyte	Result	PQL	SPK value	SPK Ref Val	%REC	LowLimit	HighLimit	%RPD	RPDLimit	Qual
1,1-Dichloropropene	ND	0.10								
Hexachlorobutadiene	ND	0.10								
2-Hexanone	ND	0.50								
Isopropylbenzene	ND	0.050								
4-Isopropyltoluene	ND	0.050								
4-Methyl-2-pentanone	ND	0.50								
Methylene chloride	0.022	0.15								J
n-Butylbenzene	ND	0.15								
n-Propylbenzene	ND	0.050								
sec-Butylbenzene	ND	0.050								
Styrene	ND	0.050								
tert-Butylbenzene	ND	0.050								
1,1,1,2-Tetrachloroethane	ND	0.050								
1,1,2,2-Tetrachloroethane	ND	0.050								
Tetrachloroethene (PCE)	ND	0.050								
trans-1,2-DCE	ND	0.050								
trans-1,3-Dichloropropene	ND	0.050								
1,2,3-Trichlorobenzene	ND	0.10								
1,2,4-Trichlorobenzene	ND	0.050								
1,1,1-Trichloroethane	ND	0.050								
1,1,2-Trichloroethane	ND	0.050								
Trichloroethene (TCE)	ND	0.050								
Trichlorofluoromethane	ND	0.050								
1,2,3-Trichloropropane	ND	0.10								
Vinyl chloride	ND	0.050								
Xylenes, Total	ND	0.10								
Surr: Dibromofluoromethane	0.50		0.5000		101	70	130			
Surr: 1,2-Dichloroethane-d4	0.47		0.5000		94.3	70	130			
Surr: Toluene-d8	0.48		0.5000		95.1	70	130			
Surr: 4-Bromofluorobenzene	0.49		0.5000		98.5	70	130			

Sample ID	100ng lcs2	SampType:	LCS	TestCode:	EPA Method 8260B: Volatiles					
Client ID:	LCSS	Batch ID:	T38351	RunNo:	38351					
Prep Date:		Analysis Date:	11/1/2016	SeqNo:	1197204	Units:	mg/Kg			
Analyte	Result	PQL	SPK value	SPK Ref Val	%REC	LowLimit	HighLimit	%RPD	RPDLimit	Qual
Benzene	1.1	0.025	1.000	0	107	70	130			
Toluene	1.1	0.050	1.000	0	106	70	130			
Chlorobenzene	1.0	0.050	1.000	0	103	70	130			

Qualifiers:

- * Value exceeds Maximum Contaminant Level.
- D Sample Diluted Due to Matrix
- H Holding times for preparation or analysis exceeded
- ND Not Detected at the Reporting Limit
- R RPD outside accepted recovery limits
- S % Recovery outside of range due to dilution or matrix
- B Analyte detected in the associated Method Blank
- E Value above quantitation range
- J Analyte detected below quantitation limits
- P Sample pH Not In Range
- RL Reporting Detection Limit
- W Sample container temperature is out of limit as specified

QC SUMMARY REPORT

Hall Environmental Analysis Laboratory, Inc.

WO#: 1610E23

22-Nov-16

Client: Intera, Inc.
Project: COA Railyards

Sample ID 100ng lcs2	SampType: LCS		TestCode: EPA Method 8260B: Volatiles							
Client ID: LCSS	Batch ID: T38351		RunNo: 38351							
Prep Date:	Analysis Date: 11/1/2016		SeqNo: 1197204		Units: mg/Kg					
Analyte	Result	PQL	SPK value	SPK Ref Val	%REC	LowLimit	HighLimit	%RPD	RPDLimit	Qual
1,1-Dichloroethene	1.1	0.050	1.000	0	109	72	146			
Trichloroethene (TCE)	1.1	0.050	1.000	0	106	70	130			
Surr: Dibromofluoromethane	0.49		0.5000		98.9	70	130			
Surr: 1,2-Dichloroethane-d4	0.47		0.5000		94.8	70	130			
Surr: Toluene-d8	0.48		0.5000		95.1	70	130			
Surr: 4-Bromofluorobenzene	0.47		0.5000		93.7	70	130			

Sample ID 1610e23-021ams2	SampType: MS		TestCode: EPA Method 8260B: Volatiles							
Client ID: SB-21 (0-5)	Batch ID: T38351		RunNo: 38351							
Prep Date:	Analysis Date: 11/1/2016		SeqNo: 1197208		Units: mg/Kg					
Analyte	Result	PQL	SPK value	SPK Ref Val	%REC	LowLimit	HighLimit	%RPD	RPDLimit	Qual
Benzene	0.61	0.015	0.6068	0	101	49.2	155			
Toluene	0.67	0.030	0.6068	0	110	52	154			
Chlorobenzene	0.65	0.030	0.6068	0	107	53.2	150			
1,1-Dichloroethene	0.70	0.030	0.6068	0	115	34.2	163			
Trichloroethene (TCE)	0.65	0.030	0.6068	0	108	48.2	151			
Surr: Dibromofluoromethane	0.30		0.3034		100	70	130			
Surr: 1,2-Dichloroethane-d4	0.29		0.3034		94.1	70	130			
Surr: Toluene-d8	0.29		0.3034		96.5	70	130			
Surr: 4-Bromofluorobenzene	0.29		0.3034		96.0	70	130			

Sample ID 1610e23-021amsd2	SampType: MSD		TestCode: EPA Method 8260B: Volatiles							
Client ID: SB-21 (0-5)	Batch ID: T38351		RunNo: 38351							
Prep Date:	Analysis Date: 11/1/2016		SeqNo: 1197209		Units: mg/Kg					
Analyte	Result	PQL	SPK value	SPK Ref Val	%REC	LowLimit	HighLimit	%RPD	RPDLimit	Qual
Benzene	0.60	0.015	0.6068	0	99.7	49.2	155	1.02	20	
Toluene	0.62	0.030	0.6068	0	101	52	154	8.30	20	
Chlorobenzene	0.61	0.030	0.6068	0	100	53.2	150	6.34	20	
1,1-Dichloroethene	0.68	0.030	0.6068	0	111	34.2	163	3.14	20	
Trichloroethene (TCE)	0.64	0.030	0.6068	0	106	48.2	151	2.17	20	
Surr: Dibromofluoromethane	0.30		0.3034		99.3	70	130	0	0	
Surr: 1,2-Dichloroethane-d4	0.28		0.3034		92.9	70	130	0	0	
Surr: Toluene-d8	0.28		0.3034		93.5	70	130	0	0	
Surr: 4-Bromofluorobenzene	0.29		0.3034		96.5	70	130	0	0	

Qualifiers:

- | | |
|---|---|
| * Value exceeds Maximum Contaminant Level. | B Analyte detected in the associated Method Blank |
| D Sample Diluted Due to Matrix | E Value above quantitation range |
| H Holding times for preparation or analysis exceeded | J Analyte detected below quantitation limits |
| ND Not Detected at the Reporting Limit | P Sample pH Not In Range |
| R RPD outside accepted recovery limits | RL Reporting Detection Limit |
| S % Recovery outside of range due to dilution or matrix | W Sample container temperature is out of limit as specified |

QC SUMMARY REPORT

Hall Environmental Analysis Laboratory, Inc.

WO#: 1610E23

22-Nov-16

Client: Intera, Inc.
Project: COA Railyards

Sample ID	rb2	SampType:	MBLK	TestCode:	EPA Method 8260B: Volatiles					
Client ID:	PBS	Batch ID:	S38379	RunNo:	38379					
Prep Date:		Analysis Date:	11/1/2016	SeqNo:	1198239	Units:	mg/Kg			
Analyte	Result	PQL	SPK value	SPK Ref Val	%REC	LowLimit	HighLimit	%RPD	RPDLimit	Qual
Benzene	ND	0.025								
Toluene	ND	0.050								
Ethylbenzene	ND	0.050								
Methyl tert-butyl ether (MTBE)	ND	0.050								
1,2,4-Trimethylbenzene	ND	0.050								
1,3,5-Trimethylbenzene	ND	0.050								
1,2-Dichloroethane (EDC)	ND	0.050								
1,2-Dibromoethane (EDB)	ND	0.050								
Naphthalene	ND	0.10								
1-Methylnaphthalene	ND	0.20								
2-Methylnaphthalene	ND	0.20								
Acetone	ND	0.75								
Bromobenzene	ND	0.050								
Bromodichloromethane	ND	0.050								
Bromoform	ND	0.050								
Bromomethane	ND	0.15								
2-Butanone	ND	0.50								
Carbon disulfide	ND	0.50								
Carbon tetrachloride	ND	0.050								
Chlorobenzene	ND	0.050								
Chloroethane	ND	0.10								
Chloroform	ND	0.050								
Chloromethane	ND	0.15								
2-Chlorotoluene	ND	0.050								
4-Chlorotoluene	ND	0.050								
cis-1,2-DCE	ND	0.050								
cis-1,3-Dichloropropene	ND	0.050								
1,2-Dibromo-3-chloropropane	ND	0.10								
Dibromochloromethane	ND	0.050								
Dibromomethane	ND	0.050								
1,2-Dichlorobenzene	ND	0.050								
1,3-Dichlorobenzene	ND	0.050								
1,4-Dichlorobenzene	ND	0.050								
Dichlorodifluoromethane	ND	0.050								
1,1-Dichloroethane	ND	0.050								
1,1-Dichloroethene	ND	0.050								
1,2-Dichloropropane	ND	0.050								
1,3-Dichloropropane	ND	0.050								
2,2-Dichloropropane	ND	0.10								

Qualifiers:

- * Value exceeds Maximum Contaminant Level.
- D Sample Diluted Due to Matrix
- H Holding times for preparation or analysis exceeded
- ND Not Detected at the Reporting Limit
- R RPD outside accepted recovery limits
- S % Recovery outside of range due to dilution or matrix
- B Analyte detected in the associated Method Blank
- E Value above quantitation range
- J Analyte detected below quantitation limits
- P Sample pH Not In Range
- RL Reporting Detection Limit
- W Sample container temperature is out of limit as specified

QC SUMMARY REPORT

Hall Environmental Analysis Laboratory, Inc.

WO#: 1610E23

22-Nov-16

Client: Intera, Inc.
Project: COA Railyards

Sample ID	rb2	SampType:	MBLK	TestCode:	EPA Method 8260B: Volatiles					
Client ID:	PBS	Batch ID:	S38379	RunNo:	38379					
Prep Date:		Analysis Date:	11/1/2016	SeqNo:	1198239	Units:	mg/Kg			
Analyte	Result	PQL	SPK value	SPK Ref Val	%REC	LowLimit	HighLimit	%RPD	RPDLimit	Qual
1,1-Dichloropropene	ND	0.10								
Hexachlorobutadiene	ND	0.10								
2-Hexanone	ND	0.50								
Isopropylbenzene	ND	0.050								
4-Isopropyltoluene	ND	0.050								
4-Methyl-2-pentanone	ND	0.50								
Methylene chloride	0.015	0.15								J
n-Butylbenzene	ND	0.15								
n-Propylbenzene	ND	0.050								
sec-Butylbenzene	ND	0.050								
Styrene	ND	0.050								
tert-Butylbenzene	ND	0.050								
1,1,1,2-Tetrachloroethane	ND	0.050								
1,1,2,2-Tetrachloroethane	ND	0.050								
Tetrachloroethene (PCE)	ND	0.050								
trans-1,2-DCE	ND	0.050								
trans-1,3-Dichloropropene	ND	0.050								
1,2,3-Trichlorobenzene	ND	0.10								
1,2,4-Trichlorobenzene	0.0065	0.050								J
1,1,1-Trichloroethane	ND	0.050								
1,1,2-Trichloroethane	ND	0.050								
Trichloroethene (TCE)	ND	0.050								
Trichlorofluoromethane	ND	0.050								
1,2,3-Trichloropropane	ND	0.10								
Vinyl chloride	ND	0.050								
Xylenes, Total	ND	0.10								
Surr: Dibromofluoromethane	0.49		0.5000		97.4	70	130			
Surr: 1,2-Dichloroethane-d4	0.47		0.5000		93.5	70	130			
Surr: Toluene-d8	0.47		0.5000		94.0	70	130			
Surr: 4-Bromofluorobenzene	0.48		0.5000		96.6	70	130			

Sample ID	100ng lcs2	SampType:	LCS	TestCode:	EPA Method 8260B: Volatiles					
Client ID:	LCSS	Batch ID:	S38379	RunNo:	38379					
Prep Date:		Analysis Date:	11/1/2016	SeqNo:	1198240	Units:	mg/Kg			
Analyte	Result	PQL	SPK value	SPK Ref Val	%REC	LowLimit	HighLimit	%RPD	RPDLimit	Qual
Benzene	1.0	0.025	1.000	0	103	70	130			
Toluene	1.1	0.050	1.000	0	107	70	130			
Chlorobenzene	1.1	0.050	1.000	0	106	70	130			

Qualifiers:

- * Value exceeds Maximum Contaminant Level.
- D Sample Diluted Due to Matrix
- H Holding times for preparation or analysis exceeded
- ND Not Detected at the Reporting Limit
- R RPD outside accepted recovery limits
- S % Recovery outside of range due to dilution or matrix
- B Analyte detected in the associated Method Blank
- E Value above quantitation range
- J Analyte detected below quantitation limits
- P Sample pH Not In Range
- RL Reporting Detection Limit
- W Sample container temperature is out of limit as specified

QC SUMMARY REPORT

Hall Environmental Analysis Laboratory, Inc.

WO#: 1610E23

22-Nov-16

Client: Intera, Inc.
Project: COA Railyards

Sample ID 100ng lcs2	SampType: LCS		TestCode: EPA Method 8260B: Volatiles							
Client ID: LCSS	Batch ID: S38379		RunNo: 38379							
Prep Date:	Analysis Date: 11/1/2016		SeqNo: 1198240		Units: mg/Kg					
Analyte	Result	PQL	SPK value	SPK Ref Val	%REC	LowLimit	HighLimit	%RPD	RPDLimit	Qual
1,1-Dichloroethene	1.0	0.050	1.000	0	104	72	146			
Trichloroethene (TCE)	1.0	0.050	1.000	0	104	70	130			
Surr: Dibromofluoromethane	0.48		0.5000		95.8	70	130			
Surr: 1,2-Dichloroethane-d4	0.46		0.5000		92.8	70	130			
Surr: Toluene-d8	0.48		0.5000		95.1	70	130			
Surr: 4-Bromofluorobenzene	0.47		0.5000		94.5	70	130			

Sample ID 1610e23-025ams	SampType: MS		TestCode: EPA Method 8260B: Volatiles							
Client ID: SB-25 (0-3)	Batch ID: S38379		RunNo: 38379							
Prep Date:	Analysis Date: 11/1/2016		SeqNo: 1198244		Units: mg/Kg					
Analyte	Result	PQL	SPK value	SPK Ref Val	%REC	LowLimit	HighLimit	%RPD	RPDLimit	Qual
Benzene	0.80	0.020	0.7806	0	102	49.2	155			
Toluene	0.83	0.039	0.7806	0	106	52	154			
Chlorobenzene	0.81	0.039	0.7806	0	104	53.2	150			
1,1-Dichloroethene	0.89	0.039	0.7806	0	114	34.2	163			
Trichloroethene (TCE)	0.83	0.039	0.7806	0	107	48.2	151			
Surr: Dibromofluoromethane	0.36		0.3903		92.7	70	130			
Surr: 1,2-Dichloroethane-d4	0.36		0.3903		91.7	70	130			
Surr: Toluene-d8	0.37		0.3903		94.6	70	130			
Surr: 4-Bromofluorobenzene	0.37		0.3903		94.0	70	130			

Sample ID 1610e23-025amsd	SampType: MSD		TestCode: EPA Method 8260B: Volatiles							
Client ID: SB-25 (0-3)	Batch ID: S38379		RunNo: 38379							
Prep Date:	Analysis Date: 11/1/2016		SeqNo: 1198245		Units: mg/Kg					
Analyte	Result	PQL	SPK value	SPK Ref Val	%REC	LowLimit	HighLimit	%RPD	RPDLimit	Qual
Benzene	0.77	0.020	0.7806	0	98.6	49.2	155	3.39	20	
Toluene	0.83	0.039	0.7806	0	107	52	154	0.410	20	
Chlorobenzene	0.81	0.039	0.7806	0	104	53.2	150	0.587	20	
1,1-Dichloroethene	0.87	0.039	0.7806	0	112	34.2	163	1.65	20	
Trichloroethene (TCE)	0.81	0.039	0.7806	0	104	48.2	151	2.70	20	
Surr: Dibromofluoromethane	0.38		0.3903		96.3	70	130	0	0	
Surr: 1,2-Dichloroethane-d4	0.35		0.3903		90.5	70	130	0	0	
Surr: Toluene-d8	0.37		0.3903		93.6	70	130	0	0	
Surr: 4-Bromofluorobenzene	0.37		0.3903		94.9	70	130	0	0	

Qualifiers:

- * Value exceeds Maximum Contaminant Level.
- D Sample Diluted Due to Matrix
- H Holding times for preparation or analysis exceeded
- ND Not Detected at the Reporting Limit
- R RPD outside accepted recovery limits
- S % Recovery outside of range due to dilution or matrix
- B Analyte detected in the associated Method Blank
- E Value above quantitation range
- J Analyte detected below quantitation limits
- P Sample pH Not In Range
- RL Reporting Detection Limit
- W Sample container temperature is out of limit as specified

QC SUMMARY REPORT

Hall Environmental Analysis Laboratory, Inc.

WO#: 1610E23

22-Nov-16

Client: Intera, Inc.
Project: COA Railyards

Sample ID	MB-28374	SampType:	MBLK	TestCode:	EPA Method 8310: PAHs					
Client ID:	PBS	Batch ID:	28374	RunNo:	38471					
Prep Date:	10/31/2016	Analysis Date:	11/6/2016	SeqNo:	1201307	Units:	mg/Kg			
Analyte	Result	PQL	SPK value	SPK Ref Val	%REC	LowLimit	HighLimit	%RPD	RPDLimit	Qual
Naphthalene	ND	0.25								
1-Methylnaphthalene	ND	0.25								
2-Methylnaphthalene	ND	0.25								
Acenaphthylene	ND	0.25								
Acenaphthene	ND	0.25								
Fluorene	ND	0.030								
Phenanthrene	ND	0.015								
Anthracene	ND	0.015								
Fluoranthene	ND	0.020								
Pyrene	ND	0.025								
Benz(a)anthracene	ND	0.010								
Chrysene	ND	0.010								
Benzo(b)fluoranthene	0.0010	0.010								J
Benzo(k)fluoranthene	0.00075	0.010								J
Benzo(a)pyrene	ND	0.010								
Dibenz(a,h)anthracene	ND	0.010								
Benzo(g,h,i)perylene	ND	0.010								
Indeno(1,2,3-cd)pyrene	0.0015	0.010								J
Surr: Benzo(e)pyrene	0.20		0.5000		40.6	27.4	110			

Sample ID	LCS-28374	SampType:	LCS	TestCode:	EPA Method 8310: PAHs					
Client ID:	LCSS	Batch ID:	28374	RunNo:	38471					
Prep Date:	10/31/2016	Analysis Date:	11/6/2016	SeqNo:	1201308	Units:	mg/Kg			
Analyte	Result	PQL	SPK value	SPK Ref Val	%REC	LowLimit	HighLimit	%RPD	RPDLimit	Qual
Naphthalene	1.1	0.25	2.000	0	56.5	38.1	121			
1-Methylnaphthalene	1.2	0.25	2.000	0	57.7	39.8	121			
2-Methylnaphthalene	1.1	0.25	2.000	0	57.1	38.6	119			
Acenaphthylene	1.2	0.25	2.000	0	59.4	56.9	119			
Acenaphthene	1.2	0.25	2.000	0	58.7	39.1	121			
Fluorene	0.12	0.030	0.2000	0	60.8	35.8	116			
Phenanthrene	0.064	0.015	0.1006	0	63.4	34.3	126			
Anthracene	0.057	0.015	0.1006	0	56.7	31.2	117			
Fluoranthene	0.13	0.020	0.2006	0	64.1	31.2	136			
Pyrene	0.13	0.025	0.2000	0	66.4	40.8	128			
Benz(a)anthracene	0.013	0.010	0.02000	0	63.8	25.7	136			
Chrysene	0.065	0.010	0.1006	0	64.6	34.2	129			
Benzo(b)fluoranthene	0.016	0.010	0.02500	0	63.0	33.2	121			
Benzo(k)fluoranthene	0.0082	0.010	0.01250	0	66.0	35.7	130			J

Qualifiers:

- * Value exceeds Maximum Contaminant Level.
- D Sample Diluted Due to Matrix
- H Holding times for preparation or analysis exceeded
- ND Not Detected at the Reporting Limit
- R RPD outside accepted recovery limits
- S % Recovery outside of range due to dilution or matrix
- B Analyte detected in the associated Method Blank
- E Value above quantitation range
- J Analyte detected below quantitation limits
- P Sample pH Not In Range
- RL Reporting Detection Limit
- W Sample container temperature is out of limit as specified

QC SUMMARY REPORT

Hall Environmental Analysis Laboratory, Inc.

WO#: 1610E23

22-Nov-16

Client: Intera, Inc.
Project: COA Railyards

Sample ID	LCS-28374		SampType:	LCS		TestCode:	EPA Method 8310: PAHs				
Client ID:	LCSS		Batch ID:	28374		RunNo:	38471				
Prep Date:	10/31/2016	Analysis Date:	11/6/2016		SeqNo:	1201308	Units:	mg/Kg			
Analyte	Result	PQL	SPK value	SPK Ref Val	%REC	LowLimit	HighLimit	%RPD	RPDLimit	Qual	
Benzo(a)pyrene	0.0075	0.010	0.01250	0	60.0	27	131			J	
Dibenz(a,h)anthracene	0.016	0.010	0.02500	0	65.0	29.4	131				
Benzo(g,h,i)perylene	0.016	0.010	0.02500	0	66.0	32.9	130				
Indeno(1,2,3-cd)pyrene	0.030	0.010	0.05002	0	60.5	28.2	135				
Surr: Benzo(e)pyrene	0.28		0.5000		55.2	27.4	110				

Sample ID	MB-28398		SampType:	MBLK		TestCode:	EPA Method 8310: PAHs				
Client ID:	PBS		Batch ID:	28398		RunNo:	38471				
Prep Date:	11/1/2016	Analysis Date:	11/6/2016		SeqNo:	1201309	Units:	mg/Kg			
Analyte	Result	PQL	SPK value	SPK Ref Val	%REC	LowLimit	HighLimit	%RPD	RPDLimit	Qual	
Naphthalene	ND	0.25									
1-Methylnaphthalene	ND	0.25									
2-Methylnaphthalene	ND	0.25									
Acenaphthylene	ND	0.25									
Acenaphthene	ND	0.25									
Fluorene	ND	0.030									
Phenanthrene	ND	0.015									
Anthracene	ND	0.015									
Fluoranthene	ND	0.020									
Pyrene	ND	0.025									
Benz(a)anthracene	ND	0.010									
Chrysene	ND	0.010									
Benzo(b)fluoranthene	ND	0.010									
Benzo(k)fluoranthene	ND	0.010									
Benzo(a)pyrene	ND	0.010									
Dibenz(a,h)anthracene	ND	0.010									
Benzo(g,h,i)perylene	ND	0.010									
Indeno(1,2,3-cd)pyrene	ND	0.010									
Surr: Benzo(e)pyrene	0.26		0.5000		51.9	27.4	110				

Sample ID	LCS-28398		SampType:	LCS		TestCode:	EPA Method 8310: PAHs				
Client ID:	LCSS		Batch ID:	28398		RunNo:	38471				
Prep Date:	11/1/2016	Analysis Date:	11/6/2016		SeqNo:	1201310	Units:	mg/Kg			
Analyte	Result	PQL	SPK value	SPK Ref Val	%REC	LowLimit	HighLimit	%RPD	RPDLimit	Qual	
Naphthalene	1.4	0.25	2.000	0	68.4	38.1	121				
1-Methylnaphthalene	1.4	0.25	2.000	0	72.3	39.8	121				
2-Methylnaphthalene	1.4	0.25	2.000	0	71.0	38.6	119				
Acenaphthylene	1.5	0.25	2.000	0	74.4	56.9	119				

Qualifiers:

- * Value exceeds Maximum Contaminant Level.
- D Sample Diluted Due to Matrix
- H Holding times for preparation or analysis exceeded
- ND Not Detected at the Reporting Limit
- R RPD outside accepted recovery limits
- S % Recovery outside of range due to dilution or matrix
- B Analyte detected in the associated Method Blank
- E Value above quantitation range
- J Analyte detected below quantitation limits
- P Sample pH Not In Range
- RL Reporting Detection Limit
- W Sample container temperature is out of limit as specified

QC SUMMARY REPORT

Hall Environmental Analysis Laboratory, Inc.

WO#: 1610E23

22-Nov-16

Client: Intera, Inc.
Project: COA Railyards

Sample ID	LCS-28398		SampType:	LCS		TestCode:	EPA Method 8310: PAHs				
Client ID:	LCSS		Batch ID:	28398		RunNo:	38471				
Prep Date:	11/1/2016		Analysis Date:	11/6/2016		SeqNo:	1201310		Units:	mg/Kg	
Analyte	Result	PQL	SPK value	SPK Ref Val	%REC	LowLimit	HighLimit	%RPD	RPDLimit	Qual	
Acenaphthene	1.5	0.25	2.000	0	75.5	39.1	121				
Fluorene	0.15	0.030	0.2000	0	77.4	35.8	116				
Phenanthrene	0.082	0.015	0.1006	0	81.5	34.3	126				
Anthracene	0.074	0.015	0.1006	0	73.8	31.2	117				
Fluoranthene	0.17	0.020	0.2006	0	83.5	31.2	136				
Pyrene	0.17	0.025	0.2000	0	87.2	40.8	128				
Benz(a)anthracene	0.016	0.010	0.02000	0	82.5	25.7	136				
Chrysene	0.085	0.010	0.1006	0	84.2	34.2	129				
Benzo(b)fluoranthene	0.020	0.010	0.02500	0	81.0	33.2	121				
Benzo(k)fluoranthene	0.011	0.010	0.01250	0	84.0	35.7	130				
Benzo(a)pyrene	0.0098	0.010	0.01250	0	78.0	27	131			J	
Dibenz(a,h)anthracene	0.020	0.010	0.02500	0	82.0	29.4	131				
Benzo(g,h,i)perylene	0.021	0.010	0.02500	0	84.0	32.9	130				
Indeno(1,2,3-cd)pyrene	0.039	0.010	0.05002	0	77.5	28.2	135				
Surr: Benzo(e)pyrene	0.41		0.5000		81.5	27.4	110				

Sample ID	MB-28417		SampType:	MBLK		TestCode:	EPA Method 8310: PAHs				
Client ID:	PBS		Batch ID:	28417		RunNo:	38471				
Prep Date:	11/2/2016		Analysis Date:	11/6/2016		SeqNo:	1201315		Units:	mg/Kg	
Analyte	Result	PQL	SPK value	SPK Ref Val	%REC	LowLimit	HighLimit	%RPD	RPDLimit	Qual	
Naphthalene	ND	0.25									
1-Methylnaphthalene	ND	0.25									
2-Methylnaphthalene	ND	0.25									
Acenaphthylene	ND	0.25									
Acenaphthene	ND	0.25									
Fluorene	ND	0.030									
Phenanthrene	0.0032	0.015								J	
Anthracene	ND	0.015									
Fluoranthene	0.0088	0.020								J	
Pyrene	0.0072	0.025								J	
Benz(a)anthracene	0.0038	0.010								J	
Chrysene	0.0060	0.010								J	
Benzo(b)fluoranthene	0.0032	0.010								J	
Benzo(k)fluoranthene	0.0018	0.010								J	
Benzo(a)pyrene	0.0032	0.010								J	
Dibenz(a,h)anthracene	0.0012	0.010								J	
Benzo(g,h,i)perylene	0.0030	0.010								J	
Indeno(1,2,3-cd)pyrene	0.0025	0.010								J	

Qualifiers:

- * Value exceeds Maximum Contaminant Level.
- D Sample Diluted Due to Matrix
- H Holding times for preparation or analysis exceeded
- ND Not Detected at the Reporting Limit
- R RPD outside accepted recovery limits
- S % Recovery outside of range due to dilution or matrix
- B Analyte detected in the associated Method Blank
- E Value above quantitation range
- J Analyte detected below quantitation limits
- P Sample pH Not In Range
- RL Reporting Detection Limit
- W Sample container temperature is out of limit as specified

QC SUMMARY REPORT

Hall Environmental Analysis Laboratory, Inc.

WO#: 1610E23

22-Nov-16

Client: Intera, Inc.
Project: COA Railyards

Sample ID MB-28417	SampType: MBLK		TestCode: EPA Method 8310: PAHs							
Client ID: PBS	Batch ID: 28417		RunNo: 38471							
Prep Date: 11/2/2016	Analysis Date: 11/6/2016		SeqNo: 1201315	Units: mg/Kg						
Analyte	Result	PQL	SPK value	SPK Ref Val	%REC	LowLimit	HighLimit	%RPD	RPDLimit	Qual
Surr: Benzo(e)pyrene	0.33		0.5000		65.3	27.4	110			

Sample ID LCS-28417	SampType: LCS		TestCode: EPA Method 8310: PAHs							
Client ID: LCSS	Batch ID: 28417		RunNo: 38471							
Prep Date: 11/2/2016	Analysis Date: 11/6/2016		SeqNo: 1201316	Units: mg/Kg						
Analyte	Result	PQL	SPK value	SPK Ref Val	%REC	LowLimit	HighLimit	%RPD	RPDLimit	Qual
Naphthalene	1.3	0.25	2.000	0	64.3	38.1	121			
1-Methylnaphthalene	1.4	0.25	2.000	0	69.4	39.8	121			
2-Methylnaphthalene	1.4	0.25	2.000	0	68.0	38.6	119			
Acenaphthylene	1.5	0.25	2.000	0	73.6	56.9	119			
Acenaphthene	1.5	0.25	2.000	0	75.5	39.1	121			
Fluorene	0.16	0.030	0.2000	0	78.0	35.8	116			
Phenanthrene	0.085	0.015	0.1006	0	84.5	34.3	126			
Anthracene	0.079	0.015	0.1006	0	78.3	31.2	117			
Fluoranthene	0.17	0.020	0.2006	0	85.7	31.2	136			
Pyrene	0.18	0.025	0.2000	0	90.5	40.8	128			
Benz(a)anthracene	0.017	0.010	0.02000	0	86.2	25.7	136			
Chrysene	0.089	0.010	0.1006	0	88.2	34.2	129			
Benzo(b)fluoranthene	0.020	0.010	0.02500	0	82.0	33.2	121			
Benzo(k)fluoranthene	0.011	0.010	0.01250	0	86.0	35.7	130			
Benzo(a)pyrene	0.011	0.010	0.01250	0	84.0	27	131			
Dibenz(a,h)anthracene	0.021	0.010	0.02500	0	85.0	29.4	131			
Benzo(g,h,i)perylene	0.022	0.010	0.02500	0	89.0	32.9	130			
Indeno(1,2,3-cd)pyrene	0.040	0.010	0.05002	0	80.5	28.2	135			
Surr: Benzo(e)pyrene	0.38		0.5000		75.1	27.4	110			

Sample ID 1610E23-010AMS	SampType: MS		TestCode: EPA Method 8310: PAHs							
Client ID: SB-10 (5-10)	Batch ID: 28398		RunNo: 38471							
Prep Date: 11/1/2016	Analysis Date: 11/6/2016		SeqNo: 1201341	Units: mg/Kg						
Analyte	Result	PQL	SPK value	SPK Ref Val	%REC	LowLimit	HighLimit	%RPD	RPDLimit	Qual
Naphthalene	1.1	0.25	1.969	0	58.4	24.8	102			
1-Methylnaphthalene	1.2	0.25	1.969	0	60.8	25.2	100			
2-Methylnaphthalene	1.2	0.25	1.969	0	60.5	23.7	98.4			
Acenaphthylene	1.2	0.25	1.969	0	59.1	29.2	112			
Acenaphthene	1.2	0.25	1.969	0	60.1	21.8	102			
Fluorene	0.12	0.030	0.1969	0	59.8	21	102			
Phenanthrene	0.062	0.015	0.09906	0	62.4	23.3	109			
Anthracene	0.060	0.015	0.09906	0	60.6	26.3	101			

Qualifiers:

- * Value exceeds Maximum Contaminant Level.
- D Sample Diluted Due to Matrix
- H Holding times for preparation or analysis exceeded
- ND Not Detected at the Reporting Limit
- R RPD outside accepted recovery limits
- S % Recovery outside of range due to dilution or matrix
- B Analyte detected in the associated Method Blank
- E Value above quantitation range
- J Analyte detected below quantitation limits
- P Sample pH Not In Range
- RL Reporting Detection Limit
- W Sample container temperature is out of limit as specified

QC SUMMARY REPORT

Hall Environmental Analysis Laboratory, Inc.

WO#: 1610E23

22-Nov-16

Client: Intera, Inc.
Project: COA Railyards

Sample ID	1610E23-010AMS	SampType:	MS	TestCode:	EPA Method 8310: PAHs					
Client ID:	SB-10 (5-10)	Batch ID:	28398	RunNo:	38471					
Prep Date:	11/1/2016	Analysis Date:	11/6/2016	SeqNo:	1201341	Units:	mg/Kg			
Analyte	Result	PQL	SPK value	SPK Ref Val	%REC	LowLimit	HighLimit	%RPD	RPDLimit	Qual
Fluoranthene	0.12	0.020	0.1975	0	61.2	30.6	104			
Pyrene	0.12	0.025	0.1969	0	62.5	32.2	106			
Benz(a)anthracene	0.012	0.0098	0.01969	0	62.5	16.2	111			
Chrysene	0.061	0.0098	0.09906	0	61.1	28.6	104			
Benzo(b)fluoranthene	0.015	0.0098	0.02462	0	60.0	25.5	96.5			
Benzo(k)fluoranthene	0.0076	0.0098	0.01231	0	62.0	26.5	107			J
Benzo(a)pyrene	0.0076	0.0098	0.01231	0	62.0	26.1	105			J
Dibenz(a,h)anthracene	0.015	0.0098	0.02462	0	60.0	25.7	109			
Benzo(g,h,i)perylene	0.015	0.0098	0.02462	0	59.0	20.3	111			
Indeno(1,2,3-cd)pyrene	0.027	0.0098	0.04926	0	55.0	28.7	103			
Surr: Benzo(e)pyrene	0.24		0.4924		49.2	27.4	110			

Sample ID	1610E23-010AMSD	SampType:	MSD	TestCode:	EPA Method 8310: PAHs					
Client ID:	SB-10 (5-10)	Batch ID:	28398	RunNo:	38471					
Prep Date:	11/1/2016	Analysis Date:	11/6/2016	SeqNo:	1201342	Units:	mg/Kg			
Analyte	Result	PQL	SPK value	SPK Ref Val	%REC	LowLimit	HighLimit	%RPD	RPDLimit	Qual
Naphthalene	1.2	0.25	1.984	0	61.2	24.8	102	5.55	29.3	
1-Methylnaphthalene	1.2	0.25	1.984	0	62.4	25.2	100	3.38	20	
2-Methylnaphthalene	1.2	0.25	1.984	0	62.0	23.7	98.4	3.25	20	
Acenaphthylene	1.2	0.25	1.984	0	62.2	29.2	112	5.83	22.6	
Acenaphthene	1.3	0.25	1.984	0	63.6	21.8	102	6.40	20	
Fluorene	0.12	0.030	0.1984	0	62.8	21	102	5.64	20	
Phenanthrene	0.064	0.015	0.09980	0	64.6	23.3	109	4.26	27.6	
Anthracene	0.063	0.015	0.09980	0	63.4	26.3	101	5.15	29.2	
Fluoranthene	0.13	0.020	0.1990	0	63.9	30.6	104	5.12	29.2	
Pyrene	0.13	0.025	0.1984	0	64.9	32.2	106	4.47	28.6	
Benz(a)anthracene	0.013	0.0099	0.01984	0	65.0	16.2	111	4.66	26.1	
Chrysene	0.063	0.0099	0.09980	0	63.4	28.6	104	4.33	26.6	
Benzo(b)fluoranthene	0.015	0.0099	0.02480	0	60.0	25.5	96.5	0.741	27.9	
Benzo(k)fluoranthene	0.0079	0.0099	0.01240	0	64.0	26.5	107	3.92	27.7	J
Benzo(a)pyrene	0.0077	0.0099	0.01240	0	62.0	26.1	105	0.741	28.3	J
Dibenz(a,h)anthracene	0.016	0.0099	0.02480	0	63.0	25.7	109	5.62	28.8	
Benzo(g,h,i)perylene	0.015	0.0099	0.02480	0	62.0	20.3	111	5.70	28.7	
Indeno(1,2,3-cd)pyrene	0.029	0.0099	0.04962	0	58.0	28.7	103	6.05	29.3	
Surr: Benzo(e)pyrene	0.25		0.4960		50.6	27.4	110	0	20	

Qualifiers:

- * Value exceeds Maximum Contaminant Level.
- D Sample Diluted Due to Matrix
- H Holding times for preparation or analysis exceeded
- ND Not Detected at the Reporting Limit
- R RPD outside accepted recovery limits
- S % Recovery outside of range due to dilution or matrix
- B Analyte detected in the associated Method Blank
- E Value above quantitation range
- J Analyte detected below quantitation limits
- P Sample pH Not In Range
- RL Reporting Detection Limit
- W Sample container temperature is out of limit as specified

QC SUMMARY REPORT

Hall Environmental Analysis Laboratory, Inc.

WO#: 1610E23

22-Nov-16

Client: Intera, Inc.
Project: COA Railyards

Sample ID MB-28363	SampType: MBLK		TestCode: EPA Method 6010B: Soil Metals							
Client ID: PBS	Batch ID: 28363		RunNo: 38332							
Prep Date: 10/30/2016	Analysis Date: 10/31/2016		SeqNo: 1196518		Units: mg/Kg					
Analyte	Result	PQL	SPK value	SPK Ref Val	%REC	LowLimit	HighLimit	%RPD	RPDLimit	Qual
Antimony	ND	2.5								
Arsenic	ND	2.5								
Chromium	ND	0.30								
Iron	0.91	2.5								J
Lead	ND	0.25								
Manganese	ND	0.10								

Sample ID LCS-28363	SampType: LCS		TestCode: EPA Method 6010B: Soil Metals							
Client ID: LCSS	Batch ID: 28363		RunNo: 38332							
Prep Date: 10/30/2016	Analysis Date: 10/31/2016		SeqNo: 1196519		Units: mg/Kg					
Analyte	Result	PQL	SPK value	SPK Ref Val	%REC	LowLimit	HighLimit	%RPD	RPDLimit	Qual
Antimony	24	2.5	25.00	0	94.7	80	120			
Arsenic	25	2.5	25.00	0	99.5	80	120			
Chromium	24	0.30	25.00	0	97.7	80	120			
Iron	26	2.5	25.00	0	104	80	120			
Lead	24	0.25	25.00	0	96.7	80	120			
Manganese	25	0.10	25.00	0	98.9	80	120			

Sample ID MB-28364	SampType: MBLK		TestCode: EPA Method 6010B: Soil Metals							
Client ID: PBS	Batch ID: 28364		RunNo: 38386							
Prep Date: 10/30/2016	Analysis Date: 11/2/2016		SeqNo: 1198612		Units: mg/Kg					
Analyte	Result	PQL	SPK value	SPK Ref Val	%REC	LowLimit	HighLimit	%RPD	RPDLimit	Qual
Antimony	ND	2.5								
Arsenic	ND	2.5								
Chromium	0.28	0.30								J
Iron	2.1	2.5								J
Lead	ND	0.25								
Manganese	0.079	0.10								J

Sample ID LCS-28364	SampType: LCS		TestCode: EPA Method 6010B: Soil Metals							
Client ID: LCSS	Batch ID: 28364		RunNo: 38386							
Prep Date: 10/30/2016	Analysis Date: 11/2/2016		SeqNo: 1198613		Units: mg/Kg					
Analyte	Result	PQL	SPK value	SPK Ref Val	%REC	LowLimit	HighLimit	%RPD	RPDLimit	Qual
Antimony	24	2.5	25.00	0	95.2	80	120			
Arsenic	24	2.5	25.00	0	94.3	80	120			
Chromium	24	0.30	25.00	0	95.0	80	120			
Iron	26	2.5	25.00	0	103	80	120			

Qualifiers:

- * Value exceeds Maximum Contaminant Level.
- D Sample Diluted Due to Matrix
- H Holding times for preparation or analysis exceeded
- ND Not Detected at the Reporting Limit
- R RPD outside accepted recovery limits
- S % Recovery outside of range due to dilution or matrix
- B Analyte detected in the associated Method Blank
- E Value above quantitation range
- J Analyte detected below quantitation limits
- P Sample pH Not In Range
- RL Reporting Detection Limit
- W Sample container temperature is out of limit as specified

QC SUMMARY REPORT

Hall Environmental Analysis Laboratory, Inc.

WO#: 1610E23

22-Nov-16

Client: Intera, Inc.
Project: COA Railyards

Sample ID	LCS-28364	SampType:	LCS	TestCode:	EPA Method 6010B: Soil Metals					
Client ID:	LCSS	Batch ID:	28364	RunNo:	38386					
Prep Date:	10/30/2016	Analysis Date:	11/2/2016	SeqNo:	1198613	Units:	mg/Kg			
Analyte	Result	PQL	SPK value	SPK Ref Val	%REC	LowLimit	HighLimit	%RPD	RPDLimit	Qual
Lead	23	0.25	25.00	0	91.3	80	120			
Manganese	24	0.10	25.00	0	95.0	80	120			

Sample ID	MB-28363	SampType:	MBLK	TestCode:	EPA Method 6010B: Soil Metals					
Client ID:	PBS	Batch ID:	28363	RunNo:	38869					
Prep Date:	10/30/2016	Analysis Date:	10/31/2016	SeqNo:	1214605	Units:	mg/Kg			
Analyte	Result	PQL	SPK value	SPK Ref Val	%REC	LowLimit	HighLimit	%RPD	RPDLimit	Qual
Thallium	ND	2.5								

Sample ID	LCS-28363	SampType:	LCS	TestCode:	EPA Method 6010B: Soil Metals					
Client ID:	LCSS	Batch ID:	28363	RunNo:	38869					
Prep Date:	10/30/2016	Analysis Date:	10/31/2016	SeqNo:	1214606	Units:	mg/Kg			
Analyte	Result	PQL	SPK value	SPK Ref Val	%REC	LowLimit	HighLimit	%RPD	RPDLimit	Qual
Thallium	24	2.5	25.00	0	95.9	80	120			

Sample ID	MB-28364	SampType:	MBLK	TestCode:	EPA Method 6010B: Soil Metals					
Client ID:	PBS	Batch ID:	28364	RunNo:	38869					
Prep Date:	10/30/2016	Analysis Date:	11/2/2016	SeqNo:	1214958	Units:	mg/Kg			
Analyte	Result	PQL	SPK value	SPK Ref Val	%REC	LowLimit	HighLimit	%RPD	RPDLimit	Qual
Thallium	ND	2.5								

Sample ID	LCS-28364	SampType:	LCS	TestCode:	EPA Method 6010B: Soil Metals					
Client ID:	LCSS	Batch ID:	28364	RunNo:	38869					
Prep Date:	10/30/2016	Analysis Date:	11/2/2016	SeqNo:	1214959	Units:	mg/Kg			
Analyte	Result	PQL	SPK value	SPK Ref Val	%REC	LowLimit	HighLimit	%RPD	RPDLimit	Qual
Thallium	23	2.5	25.00	0	92.5	80	120			

Qualifiers:

- * Value exceeds Maximum Contaminant Level.
- D Sample Diluted Due to Matrix
- H Holding times for preparation or analysis exceeded
- ND Not Detected at the Reporting Limit
- R RPD outside accepted recovery limits
- S % Recovery outside of range due to dilution or matrix
- B Analyte detected in the associated Method Blank
- E Value above quantitation range
- J Analyte detected below quantitation limits
- P Sample pH Not In Range
- RL Reporting Detection Limit
- W Sample container temperature is out of limit as specified

QC SUMMARY REPORT

Hall Environmental Analysis Laboratory, Inc.

WO#: 1610E23

22-Nov-16

Client: Intera, Inc.
Project: COA Railyards

Sample ID rb	SampType: MBLK		TestCode: EPA Method 8015D Mod: Gasoline Range							
Client ID: PBS	Batch ID: GS38351		RunNo: 38351							
Prep Date:	Analysis Date: 10/31/2016		SeqNo: 1197228		Units: mg/Kg					
Analyte	Result	PQL	SPK value	SPK Ref Val	%REC	LowLimit	HighLimit	%RPD	RPDLimit	Qual
Gasoline Range Organics (GRO)	ND	5.0								
Surr: BFB	500		500.0		99.8	70	130			

Sample ID 2.5UG GRO LCS	SampType: LCS		TestCode: EPA Method 8015D Mod: Gasoline Range							
Client ID: LCSS	Batch ID: GS38351		RunNo: 38351							
Prep Date:	Analysis Date: 10/31/2016		SeqNo: 1197229		Units: mg/Kg					
Analyte	Result	PQL	SPK value	SPK Ref Val	%REC	LowLimit	HighLimit	%RPD	RPDLimit	Qual
Gasoline Range Organics (GRO)	27	5.0	25.00	0	107	62.9	123			
Surr: BFB	520		500.0		104	70	130			

Sample ID 1610e23-002ams	SampType: MS		TestCode: EPA Method 8015D Mod: Gasoline Range							
Client ID: SB-2 (8.5-10)	Batch ID: GS38351		RunNo: 38351							
Prep Date:	Analysis Date: 10/31/2016		SeqNo: 1197232		Units: mg/Kg					
Analyte	Result	PQL	SPK value	SPK Ref Val	%REC	LowLimit	HighLimit	%RPD	RPDLimit	Qual
Gasoline Range Organics (GRO)	20	3.8	19.17	0	105	52.3	132			
Surr: BFB	390		383.4		102	70	130			

Sample ID 1610e23-002amsd	SampType: MSD		TestCode: EPA Method 8015D Mod: Gasoline Range							
Client ID: SB-2 (8.5-10)	Batch ID: GS38351		RunNo: 38351							
Prep Date:	Analysis Date: 10/31/2016		SeqNo: 1197233		Units: mg/Kg					
Analyte	Result	PQL	SPK value	SPK Ref Val	%REC	LowLimit	HighLimit	%RPD	RPDLimit	Qual
Gasoline Range Organics (GRO)	20	3.8	19.17	0	103	52.3	132	2.27	20	
Surr: BFB	380		383.4		99.3	70	130	0	0	

Sample ID rb1	SampType: MBLK		TestCode: EPA Method 8015D Mod: Gasoline Range							
Client ID: PBS	Batch ID: GT38351		RunNo: 38351							
Prep Date:	Analysis Date: 11/1/2016		SeqNo: 1197266		Units: mg/Kg					
Analyte	Result	PQL	SPK value	SPK Ref Val	%REC	LowLimit	HighLimit	%RPD	RPDLimit	Qual
Gasoline Range Organics (GRO)	ND	5.0								
Surr: BFB	510		500.0		101	70	130			

Sample ID 2.5UG GRO LCS 2	SampType: LCS		TestCode: EPA Method 8015D Mod: Gasoline Range							
Client ID: LCSS	Batch ID: GT38351		RunNo: 38351							
Prep Date:	Analysis Date: 10/31/2016		SeqNo: 1197269		Units: mg/Kg					
Analyte	Result	PQL	SPK value	SPK Ref Val	%REC	LowLimit	HighLimit	%RPD	RPDLimit	Qual

Qualifiers:

- * Value exceeds Maximum Contaminant Level.
- D Sample Diluted Due to Matrix
- H Holding times for preparation or analysis exceeded
- ND Not Detected at the Reporting Limit
- R RPD outside accepted recovery limits
- S % Recovery outside of range due to dilution or matrix
- B Analyte detected in the associated Method Blank
- E Value above quantitation range
- J Analyte detected below quantitation limits
- P Sample pH Not In Range
- RL Reporting Detection Limit
- W Sample container temperature is out of limit as specified

QC SUMMARY REPORT

Hall Environmental Analysis Laboratory, Inc.

WO#: 1610E23

22-Nov-16

Client: Intera, Inc.
Project: COA Railyards

Sample ID	2.5UG GRO LCS 2		SampType: LCS	TestCode: EPA Method 8015D Mod: Gasoline Range						
Client ID:	LCSS		Batch ID: GT38351	RunNo: 38351						
Prep Date:			Analysis Date: 10/31/2016	SeqNo: 1197269		Units: mg/Kg				
Analyte	Result	PQL	SPK value	SPK Ref Val	%REC	LowLimit	HighLimit	%RPD	RPDLimit	Qual
Gasoline Range Organics (GRO)	26	5.0	25.00	0	104	62.9	123			
Surr: BFB	510		500.0		102	70	130			

Sample ID	1610e23-022ams2		SampType: MS	TestCode: EPA Method 8015D Mod: Gasoline Range						
Client ID:	SB-22 (3-6)		Batch ID: GT38351	RunNo: 38351						
Prep Date:			Analysis Date: 11/1/2016	SeqNo: 1197272		Units: mg/Kg				
Analyte	Result	PQL	SPK value	SPK Ref Val	%REC	LowLimit	HighLimit	%RPD	RPDLimit	Qual
Gasoline Range Organics (GRO)	18	3.6	17.96	0	101	52.3	132			
Surr: BFB	360		359.2		101	70	130			

Sample ID	1610e23-022amsd2		SampType: MSD	TestCode: EPA Method 8015D Mod: Gasoline Range						
Client ID:	SB-22 (3-6)		Batch ID: GT38351	RunNo: 38351						
Prep Date:			Analysis Date: 11/1/2016	SeqNo: 1197273		Units: mg/Kg				
Analyte	Result	PQL	SPK value	SPK Ref Val	%REC	LowLimit	HighLimit	%RPD	RPDLimit	Qual
Gasoline Range Organics (GRO)	17	3.6	17.96	0	94.9	52.3	132	5.89	20	
Surr: BFB	360		359.2		99.1	70	130	0	0	

Sample ID	rb		SampType: MBLK	TestCode: EPA Method 8015D Mod: Gasoline Range						
Client ID:	PBS		Batch ID: G38379	RunNo: 38379						
Prep Date:			Analysis Date: 11/1/2016	SeqNo: 1198269		Units: mg/Kg				
Analyte	Result	PQL	SPK value	SPK Ref Val	%REC	LowLimit	HighLimit	%RPD	RPDLimit	Qual
Gasoline Range Organics (GRO)	ND	5.0								
Surr: BFB	500		500.0		99.9	70	130			

Sample ID	2.5ug gro lcs		SampType: LCS	TestCode: EPA Method 8015D Mod: Gasoline Range						
Client ID:	LCSS		Batch ID: G38379	RunNo: 38379						
Prep Date:			Analysis Date: 11/1/2016	SeqNo: 1198270		Units: mg/Kg				
Analyte	Result	PQL	SPK value	SPK Ref Val	%REC	LowLimit	HighLimit	%RPD	RPDLimit	Qual
Gasoline Range Organics (GRO)	27	5.0	25.00	0	109	62.9	123			
Surr: BFB	530		500.0		106	70	130			

Sample ID	1610e23-026ams		SampType: MS	TestCode: EPA Method 8015D Mod: Gasoline Range						
Client ID:	SB-26 (10-15)		Batch ID: G38379	RunNo: 38379						
Prep Date:			Analysis Date: 11/1/2016	SeqNo: 1198274		Units: mg/Kg				
Analyte	Result	PQL	SPK value	SPK Ref Val	%REC	LowLimit	HighLimit	%RPD	RPDLimit	Qual

Qualifiers:

- | | |
|---|---|
| * Value exceeds Maximum Contaminant Level. | B Analyte detected in the associated Method Blank |
| D Sample Diluted Due to Matrix | E Value above quantitation range |
| H Holding times for preparation or analysis exceeded | J Analyte detected below quantitation limits |
| ND Not Detected at the Reporting Limit | P Sample pH Not In Range |
| R RPD outside accepted recovery limits | RL Reporting Detection Limit |
| S % Recovery outside of range due to dilution or matrix | W Sample container temperature is out of limit as specified |

QC SUMMARY REPORT

Hall Environmental Analysis Laboratory, Inc.

WO#: 1610E23

22-Nov-16

Client: Intera, Inc.
Project: COA Railyards

Sample ID	1610e23-026ams		SampType:	MS		TestCode:	EPA Method 8015D Mod: Gasoline Range				
Client ID:	SB-26 (10-15)		Batch ID:	G38379		RunNo:	38379				
Prep Date:			Analysis Date:	11/1/2016		SeqNo:	1198274	Units:	mg/Kg		
Analyte	Result	PQL	SPK value	SPK Ref Val	%REC	LowLimit	HighLimit	%RPD	RPDLimit	Qual	
Gasoline Range Organics (GRO)	15	2.9	14.26	0	102	52.3	132				
Surr: BFB	290		285.2		102	70	130				

Sample ID	1610e23-026amsd		SampType:	MSD		TestCode:	EPA Method 8015D Mod: Gasoline Range				
Client ID:	SB-26 (10-15)		Batch ID:	G38379		RunNo:	38379				
Prep Date:			Analysis Date:	11/1/2016		SeqNo:	1198275	Units:	mg/Kg		
Analyte	Result	PQL	SPK value	SPK Ref Val	%REC	LowLimit	HighLimit	%RPD	RPDLimit	Qual	
Gasoline Range Organics (GRO)	14	2.9	14.26	0	99.4	52.3	132	2.42	20		
Surr: BFB	290		285.2		101	70	130	0	0		

Qualifiers:

- | | |
|---|---|
| * Value exceeds Maximum Contaminant Level. | B Analyte detected in the associated Method Blank |
| D Sample Diluted Due to Matrix | E Value above quantitation range |
| H Holding times for preparation or analysis exceeded | J Analyte detected below quantitation limits |
| ND Not Detected at the Reporting Limit | P Sample pH Not In Range |
| R RPD outside accepted recovery limits | RL Reporting Detection Limit |
| S % Recovery outside of range due to dilution or matrix | W Sample container temperature is out of limit as specified |

Sample Log-In Check List

Client Name: INT

Work Order Number: 1610E23

RcptNo: 1

Received by/date: AG 10/28/16

Logged By: **Ashley Gallegos** 10/28/2016 10:11:00 AM AG

Completed By: **Ashley Gallegos** 10/28/2016 12:26:24 PM AG

Reviewed By: AG 10/28/16

Chain of Custody

- 1. Custody seals intact on sample bottles? Yes No Not Present
- 2. Is Chain of Custody complete? Yes No Not Present
- 3. How was the sample delivered? Client

Log In

- 4. Was an attempt made to cool the samples? Yes No NA
- 5. Were all samples received at a temperature of >0° C to 6.0°C Yes No NA
- 6. Sample(s) in proper container(s)? Yes No
- 7. Sufficient sample volume for indicated test(s)? Yes No
- 8. Are samples (except VOA and ONG) properly preserved? Yes No
- 9. Was preservative added to bottles? Yes No NA
- 10. VOA vials have zero headspace? Yes No No VOA Vials
- 11. Were any sample containers received broken? Yes No
- 12. Does paperwork match bottle labels? Yes No
(Note discrepancies on chain of custody)
- 13. Are matrices correctly identified on Chain of Custody? Yes No
- 14. Is it clear what analyses were requested? Yes No
- 15. Were all holding times able to be met? Yes No
(If no, notify customer for authorization.)

of preserved bottles checked for pH: _____
 (<2 or >12 unless noted)
 Adjusted? _____
 Checked by: _____

Special Handling (if applicable)

- 16. Was client notified of all discrepancies with this order? Yes No NA

Person Notified: _____ Date: _____
 By Whom: _____ Via: eMail Phone Fax In Person
 Regarding: _____
 Client Instructions: _____

17. Additional remarks:

Cooler Information

Cooler No	Temp °C	Condition	Seal Intact	Seal No	Seal Date	Signed By
1	3.0	Good	Not Present			

Chain-of-Custody Record

Client: INTERA

Turn-Around Time: Standard Rush

Project Name: COA Railyards

Project #: COALB-M005-0055 NTP 17

Project Manager: Joe Tracy

Sampling Location: 1600 Uptown Blvd NE, Albany, NM

Sampling Date: 8/16/10

Sampling Time: 10:11

Sampler: LP/MS

On Ice: Yes No

Sample Temperature: 3.0

Container Type and # 2-4oz jugs 1 Meth Kit

Preservative Type Methanol

HEAL No. 1010523

Date	Time	Matrix	Sample Request ID	Container Type and #	Preservative Type	HEAL No.
8/16	0945	S	SB-25 (0-3)	2-4oz jugs 1 Meth Kit	Methanol	-025
8/16	1002	S	SB-26 (10-15)	2-4oz jugs 1 Meth Kit		-026
8/16	1038	S	SB-27 (0-5)	2-4oz jugs 1 Meth Kit		-027
8/16	1057	S	SB-28 (0-5)	2-4oz jugs 1 Meth Kit		-028
8/16	1122	S	SB-29 (0-5)	2-4oz jugs 1 Meth Kit		-029
8/16	1146	S	SB-30 (0-5)	2-4oz jugs 1 Meth Kit		-030
8/16	1250	S	SB-31 (0-5)	2-4oz jugs 1 Meth Kit		-0031
8/16	1305	S	SB-32 (0-3)	2-4oz jugs 1 Meth Kit		-032
			MEDHBlank	3-Blanks		

Relinquished by: [Signature] Date: 10/28/10 Time: 1011

Received by: [Signature] Date: 10/28/10 Time: 1011

HALL ENVIRONMENTAL ANALYSIS LABORATORY

www.hallenvironmental.com
 4901 Hawkins NE - Albuquerque, NM 87109
 Tel. 505-345-3975 Fax 505-345-4107

Analysis Request

<input checked="" type="checkbox"/>	BTEX + MTBE + TMBs (8021)	<input checked="" type="checkbox"/>	TPH 8015B (GRO / DRO / MRO)	<input checked="" type="checkbox"/>	TPH (Method 418.1)	<input checked="" type="checkbox"/>	EDB (Method 504.1)	<input checked="" type="checkbox"/>	PAHs (8310 or 8270 SIMS)	<input checked="" type="checkbox"/>	RCRA 8 Metals	<input checked="" type="checkbox"/>	Anions (F, Cl, NO ₃ , NO ₂ , PO ₄ , SO ₄)	<input checked="" type="checkbox"/>	8081 Pesticides / 8082 PCBs	<input checked="" type="checkbox"/>	8260B (VOA)	<input checked="" type="checkbox"/>	8270 (Semi-VOA)	<input checked="" type="checkbox"/>	Metals via 8015	<input type="checkbox"/>	Air Bubbles (Y or N)
-------------------------------------	---------------------------	-------------------------------------	-----------------------------	-------------------------------------	--------------------	-------------------------------------	--------------------	-------------------------------------	--------------------------	-------------------------------------	---------------	-------------------------------------	--	-------------------------------------	-----------------------------	-------------------------------------	-------------	-------------------------------------	-----------------	-------------------------------------	-----------------	--------------------------	----------------------

Remarks: See page 1 for info

If necessary, samples submitted to Hall Environmental may be subcontracted to other accredited laboratories. This serves as notice of this possibility. Any sub-contracted data will be clearly notated on the analytical report.

Appendix C

Laboratory Analytical Report and Maps for Soil Vapor



BEACON ENVIRONMENTAL
SERVICES, INC.

*The Leaders in Soil Gas Surveys
and Vapor Intrusion Monitoring*

Client: Vista GeoScience
130 Capital Drive, Suite C
Golden, CO 80401
Attn: Mr. Mike Martin

Soil-Gas Samples -- Analytical Report

Date: December 12, 2016
Beacon Project No. 3588 Rev1

Project Reference:	Albuquerque Railyards, Albuquerque, NM
Sampling Date:	October 25 through November 3, 2016
Samples Received:	November 4 and 8, 2016
Analyses Completed:	November 10, 2016

Results for the following samples are included in this data package:

Sample ID	Matrix	Analysis
SV-03 A (HO234823)	Air	TO-17
SV-04 A (GO119804)	Air	TO-17
SV-06 A (HO234809)	Air	TO-17
SV-07 A (HO199678)	Air	TO-17
SV-08 A (1049238)	Air	TO-17
SV-09 A (GO177458)	Air	TO-17
SV-10 A (GO177407)	Air	TO-17
SV-11 A (GO164559)	Air	TO-17
SV-12 A (HO200253)	Air	TO-17
SV-14 A (GO115947)	Air	TO-17
SV-16 A (HO199673)	Air	TO-17
SV-17 A (HO232690)	Air	TO-17
SV-21 A (HO199664)	Air	TO-17
SV-23 A (HO200288)	Air	TO-17
SV-27 A (1049249)	Air	TO-17
SV-28 A (1100863)	Air	TO-17
SV-29 A (HO200227)	Air	TO-17
SV-30 A (GO167057)	Air	TO-17
SV-31 A (HO200236)	Air	TO-17
SV-32 A (GO164954)	Air	TO-17
SV-03-01 (HO234875)	Soil Gas	TO-17
SV-03-02 (GO178581)	Soil Gas	TO-17
SV-03-03 (HO234580)	Soil Gas	TO-17
SV-05-01 (1100817)	Soil Gas	TO-17
SV-05-02 (1049459)	Soil Gas	TO-17
SV-05-03 (1049520)	Soil Gas	TO-17
SV-05-04 (HO231898)	Soil Gas	TO-17
SV-05-05 (GO177980)	Soil Gas	TO-17
SV-05-06 (1101163)	Soil Gas	TO-17
SV-07-01 (HO238242)	Soil Gas	TO-17
SV-07-02 (HO234516)	Soil Gas	TO-17
SV-07-03 (GO115955)	Soil Gas	TO-17

Sample ID	Matrix	Analysis
SV-07-04 (GO115976)	Soil Gas	TO-17
SV-08-01 (GO164999)	Soil Gas	TO-17
SV-08-02 (1101399)	Soil Gas	TO-17
SV-08-03 (HO199622)	Soil Gas	TO-17
SV-08-04 (HO199658)	Soil Gas	TO-17
SV-08-05 (GO166889)	Soil Gas	TO-17
SV-08-06 (HO232630)	Soil Gas	TO-17
SV-08-07 (GO164568)	Soil Gas	TO-17
SV-08-08 (HO234589)	Soil Gas	TO-17
SV-08-09 (HO234844)	Soil Gas	TO-17
SV-08-10 (GO177969)	Soil Gas	TO-17

Sample Collection

Beacon Environmental provided Vista GeoScience with thermally conditioned multi-bed stainless steel tubes to target a custom list of analytes. Soil gas was drawn through each tube for five (5) minutes with a flowrate of 200 mL/min and the resulting mass of target analytes captured on each sampler was reported as a concentration.

U. S. EPA Method TO-17

All samples were analyzed for a custom target compound list following U.S. EPA Method TO-17. The analytical results are reported in **Table 1**, with results reported in $\mu\text{g}/\text{m}^3$ and ppbv based on the measured mass and volume of gas sampled (one liter).

Reporting Limits (RLs) for EPA Method TO-17

The lowest point in the calibration curve and the limit of quantitation (LOQ) is 10 nanograms (ng), which is the RL; however, when reporting concentration data in Table 1, the values are provided in micrograms per meter cubed ($\mu\text{g}/\text{m}^3$) and ppbv. The RLs represent a baseline above which results exceed laboratory-determined limits of precision and accuracy. For 1,1,2-Tetrachloroethane; 1,2,3-Trichloropropane; and Naphthalene, estimated measurements below the LOQ but above the detection limit (DL) of 2.5 ng are reported to meet project reporting limit requirements. Furthermore, per Vista GeoScience's request, samples were reviewed for measurements of 1,1,2-Trichloroethane that are above 2.0 ng to meet project reporting requirements. Non-detects of this compound above 2.0 ng are reported with high confidence. All reported measurements below the LOQ are estimates and are qualified with a J flag.

Calibration Verification

The initial laboratory control sample (LCS) also serves as the calibration verification and values for the analytes were all within $\pm 30\%$ of the true values as defined by the initial five-point calibration and met the requirements specified in Beacon Environmental's Quality Manual. Both the LCS and the laboratory control duplicate (LCSD) are spiked at 50 ng and percentage of recovery is calculated and reported. Acceptance criteria for surrogate and analyte recoveries are 70 to 130 percent; all surrogates and analytes were within the acceptance criteria.

Internal Standards and Surrogates

Internal standards and surrogates are spiked on each field and QC sample at 100 ng and 50 ng, respectively, and the percentage of recovery is calculated. Acceptance criteria for internal standards are 60 to 140 percent and surrogate recoveries are 70 to 130 percent; all internal standards and surrogates were within the acceptance criteria.

Blank Contamination

No targeted compounds above the limit of detection (LOD) for each compound were observed in the Laboratory Method Blanks (LB_161108a and LB_161109a). For comparison to field sample results, one liter was used as the volume to calculate the LOQs for the blanks.

Discussion

Forty (40) sorbent tubes were received on November 4, 2016, and forty-six (46) sorbent tubes were received on November 8, 2016. All samples were collected at each location following U.S. EPA Method TO-17; at the request of the client, only one (1) sample from each location was reported. Sampling start and stop times, as well as flowrates, can be found in the Chain of Custody (**Attachment 1**).

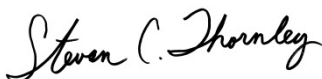
Demonstrated Linear Range of the GC-MS Instrumentation (EPA Method TO-17)

An initial five-point calibration is performed on the instrumentation from 10 to 200 ng per analyte.

Attachments:

- 1- Chain of Custody

ALL DATA MEET REQUIREMENTS AS SPECIFIED IN THE BEACON ENVIRONMENTAL SERVICES, INC. QUALITY MANUAL AND THE RESULTS RELATE ONLY TO THE SAMPLES REPORTED. BEACON ENVIRONMENTAL SERVICES IS ACCREDITED TO ISO/IEC 17025:2005, AND THE WORK PERFORMED WAS IN ACCORDANCE WITH ISO/IEC 17025 REQUIREMENTS, WITH THE EXCEPTION WITH THE EXCEPTION THAT SAMPLES WERE ANALYZED WITHIN A 24-HOUR TUNE WINDOW AND 2-METHYLNAPHTHALENE IS NOT INCLUDED IN BEACON'S SCOPE OF ACCREDITATION. THIS REPORT SHALL NOT BE REPRODUCED EXCEPT IN FULL, WITHOUT THE WRITTEN APPROVAL OF THE LABORATORY. RELEASE OF THE DATA HAS BEEN AUTHORIZED BY THE LABORATORY DIRECTOR OR HIS SIGNEE, AS VERIFIED BY THE FOLLOWING SIGNATURES:



Steven C. Thornley
Laboratory Director



Patti J. Riggs
Quality Manager

Date: December 12, 2016

Table 1

Beacon Environmental Services, Inc.
2203A Commerce Road Suite 1
Forest Hill, MD 21050 USA
Analysis by EPA Method TO-17

Client:

Vista GeoScience
 130 Capital Drive, Suite C
 Golden, CO

Lab File ID: A16110802
 Beacon Sample ID: LCS_161108a
 Client ID/Sampling Location:
 Date Time Collected:
 Matrix:
 Dilution Factor: 1.0
 Sample Volume in Liters: 1.00
 Date Received:
 Analysis Date: 11/8/2016
 Analysis Time: 10:30:00 AM
 Beacon Job Number:

	Results	Units	Completed	Limits
COMPOUNDS				
Vinyl Chloride	82%	%REC	11/8/16 10:30	80-120
1,1-Dichloroethene	100%	%REC	11/8/16 10:30	80-120
1,1,2-Trichlorotrifluoroethane (Fr.113)	86%	%REC	11/8/16 10:30	80-120
trans-1,2-Dichloroethene	103%	%REC	11/8/16 10:30	80-120
Methyl-t-butyl ether	94%	%REC	11/8/16 10:30	80-120
1,1-Dichloroethane	100%	%REC	11/8/16 10:30	80-120
cis-1,2-Dichloroethene	102%	%REC	11/8/16 10:30	80-120
Chloroform	101%	%REC	11/8/16 10:30	80-120
1,2-Dichloroethane	98%	%REC	11/8/16 10:30	80-120
1,1,1-Trichloroethane	96%	%REC	11/8/16 10:30	80-120
Carbon Tetrachloride	96%	%REC	11/8/16 10:30	80-120
Benzene	100%	%REC	11/8/16 10:30	80-120
Trichloroethene	108%	%REC	11/8/16 10:30	80-120
1,4-Dioxane	110%	%REC	11/8/16 10:30	80-120
1,1,2-Trichloroethane	110%	%REC	11/8/16 10:30	80-120
Toluene	118%	%REC	11/8/16 10:30	80-120
1,2-Dibromoethane (EDB)	110%	%REC	11/8/16 10:30	80-120
Tetrachloroethene	94%	%REC	11/8/16 10:30	80-120
1,1,1,2-Tetrachloroethane	103%	%REC	11/8/16 10:30	80-120
Chlorobenzene	102%	%REC	11/8/16 10:30	80-120
Ethylbenzene	106%	%REC	11/8/16 10:30	80-120
p & m-Xylene	108%	%REC	11/8/16 10:30	80-120
1,1,2,2-Tetrachloroethane	99%	%REC	11/8/16 10:30	80-120
o-Xylene	101%	%REC	11/8/16 10:30	80-120
1,2,3-Trichloropropane	97%	%REC	11/8/16 10:30	80-120
Isopropylbenzene	101%	%REC	11/8/16 10:30	80-120
1,3,5-Trimethylbenzene	110%	%REC	11/8/16 10:30	80-120
1,2,4-Trimethylbenzene	102%	%REC	11/8/16 10:30	80-120
1,3-Dichlorobenzene	103%	%REC	11/8/16 10:30	80-120
1,4-Dichlorobenzene	103%	%REC	11/8/16 10:30	80-120
1,2-Dichlorobenzene	103%	%REC	11/8/16 10:30	80-120
1,2,4-Trichlorobenzene	111%	%REC	11/8/16 10:30	80-120
Naphthalene	107%	%REC	11/8/16 10:30	80-120
1,2,3-Trichlorobenzene	104%	%REC	11/8/16 10:30	80-120
2-Methylnaphthalene	102%	%REC	11/8/16 10:30	80-120
SURROGATES				
	Percent Recovery	Limits	Completed	Lab File ID
1,2-DCA-d4	104	70-130	11/8/16 10:30	A16110802
Toluene-d8	105	70-130	11/8/16 10:30	A16110802
Bromofluorobenzene	107	70-130	11/8/16 10:30	A16110802

U = Not detected or below Reporting Limit (RL); J = Estimated value below the RL; E = Measurement exceeded upper calibration range of instrument.

Table 1

Beacon Environmental Services, Inc.
2203A Commerce Road Suite 1
Forest Hill, MD 21050 USA
Analysis by EPA Method TO-17

Client:

Vista GeoScience
 130 Capital Drive, Suite C
 Golden, CO

Lab File ID: A16110803
 Beacon Sample ID: LB_161108a
 Client ID/Sampling Location:
 Date Time Collected:
 Matrix:
 Dilution Factor: 1.0
 Sample Volume in Liters: 1.00
 Date Received:
 Analysis Date: 11/8/2016
 Analysis Time: 10:53:00 AM
 Beacon Job Number:

COMPOUNDS	Results ug/m3	LOQ ug/m3	Results ppbv	LOQ ppbv	Completed
Vinyl Chloride	U	10.00	U	3.91	11/8/16 10:53
1,1-Dichloroethene	U	10.00	U	2.52	11/8/16 10:53
1,1,2-Trichlorotrifluoroethane (Fr.113)	U	10.00	U	1.30	11/8/16 10:53
trans-1,2-Dichloroethene	U	10.00	U	2.52	11/8/16 10:53
Methyl-t-butyl ether	U	10.00	U	2.77	11/8/16 10:53
1,1-Dichloroethane	U	10.00	U	2.47	11/8/16 10:53
cis-1,2-Dichloroethene	U	10.00	U	2.52	11/8/16 10:53
Chloroform	U	10.00	U	2.05	11/8/16 10:53
1,2-Dichloroethane	U	10.00	U	2.47	11/8/16 10:53
1,1,1-Trichloroethane	U	10.00	U	1.83	11/8/16 10:53
Carbon Tetrachloride	U	10.00	U	1.59	11/8/16 10:53
Benzene	U	10.00	U	3.13	11/8/16 10:53
Trichloroethene	U	10.00	U	1.86	11/8/16 10:53
1,4-Dioxane	U	10.00	U	2.77	11/8/16 10:53
1,1,2-Trichloroethane	U	10.00	U	1.83	11/8/16 10:53
Toluene	U	10.00	U	2.65	11/8/16 10:53
1,2-Dibromoethane (EDB)	U	10.00	U	1.30	11/8/16 10:53
Tetrachloroethene	U	10.00	U	1.47	11/8/16 10:53
1,1,1,2-Tetrachloroethane	U	10.00	U	1.46	11/8/16 10:53
Chlorobenzene	U	10.00	U	2.17	11/8/16 10:53
Ethylbenzene	U	10.00	U	2.30	11/8/16 10:53
p & m-Xylene	U	10.00	U	2.30	11/8/16 10:53
1,1,2,2-Tetrachloroethane	U	10.00	U	1.46	11/8/16 10:53
o-Xylene	U	10.00	U	2.30	11/8/16 10:53
1,2,3-Trichloropropane	U	10.00	U	1.66	11/8/16 10:53
Isopropylbenzene	U	10.00	U	2.03	11/8/16 10:53
1,3,5-Trimethylbenzene	U	10.00	U	2.03	11/8/16 10:53
1,2,4-Trimethylbenzene	U	10.00	U	2.03	11/8/16 10:53
1,3-Dichlorobenzene	U	10.00	U	1.66	11/8/16 10:53
1,4-Dichlorobenzene	U	10.00	U	1.66	11/8/16 10:53
1,2-Dichlorobenzene	U	10.00	U	1.66	11/8/16 10:53
1,2,4-Trichlorobenzene	U	10.00	U	1.35	11/8/16 10:53
Naphthalene	U	10.00	U	1.91	11/8/16 10:53
1,2,3-Trichlorobenzene	U	10.00	U	1.35	11/8/16 10:53
2-Methylnaphthalene	U	10.00	U	1.72	11/8/16 10:53
SURROGATES	Percent Recovery	Limits	Lab File ID		Completed
1,2-DCA-d4	102	70-130	A16110803		11/8/16 10:53
Toluene-d8	107	70-130	A16110803		11/8/16 10:53
Bromofluorobenzene	102	70-130	A16110803		11/8/16 10:53

U = Not detected or below Reporting Limit (RL); J = Estimated value below the RL; E = Measurement exceeded upper calibration range of instrument.

Table 1

Beacon Environmental Services, Inc.
2203A Commerce Road Suite 1
Forest Hill, MD 21050 USA
Analysis by EPA Method TO-17

Client:

Vista GeoScience
 130 Capital Drive, Suite C
 Golden, CO

Lab File ID: A16110804
 Beacon Sample ID: LCSD_161108a
 Client ID/Sampling Location:
 Date Time Collected:
 Matrix:
 Dilution Factor: 1.0
 Sample Volume in Liters: 1.00
 Date Received:
 Analysis Date: 11/8/2016
 Analysis Time: 11:16:00 AM
 Beacon Job Number:

	Results	Units	Completed	Limits
COMPOUNDS				
Vinyl Chloride	80%	%REC	11/8/16 11:16	70-130
1,1-Dichloroethene	87%	%REC	11/8/16 11:16	70-130
1,1,2-Trichlorotrifluoroethane (Fr.113)	80%	%REC	11/8/16 11:16	70-130
trans-1,2-Dichloroethene	101%	%REC	11/8/16 11:16	70-130
Methyl-t-butyl ether	84%	%REC	11/8/16 11:16	70-130
1,1-Dichloroethane	104%	%REC	11/8/16 11:16	70-130
cis-1,2-Dichloroethene	104%	%REC	11/8/16 11:16	70-130
Chloroform	103%	%REC	11/8/16 11:16	70-130
1,2-Dichloroethane	98%	%REC	11/8/16 11:16	70-130
1,1,1-Trichloroethane	88%	%REC	11/8/16 11:16	70-130
Carbon Tetrachloride	88%	%REC	11/8/16 11:16	70-130
Benzene	100%	%REC	11/8/16 11:16	70-130
Trichloroethene	106%	%REC	11/8/16 11:16	70-130
1,4-Dioxane	108%	%REC	11/8/16 11:16	70-130
1,1,2-Trichloroethane	105%	%REC	11/8/16 11:16	70-130
Toluene	111%	%REC	11/8/16 11:16	70-130
1,2-Dibromoethane (EDB)	112%	%REC	11/8/16 11:16	70-130
Tetrachloroethene	95%	%REC	11/8/16 11:16	70-130
1,1,1,2-Tetrachloroethane	99%	%REC	11/8/16 11:16	70-130
Chlorobenzene	101%	%REC	11/8/16 11:16	70-130
Ethylbenzene	99%	%REC	11/8/16 11:16	70-130
p & m-Xylene	99%	%REC	11/8/16 11:16	70-130
1,1,2,2-Tetrachloroethane	99%	%REC	11/8/16 11:16	70-130
o-Xylene	96%	%REC	11/8/16 11:16	70-130
1,2,3-Trichloropropane	95%	%REC	11/8/16 11:16	70-130
Isopropylbenzene	98%	%REC	11/8/16 11:16	70-130
1,3,5-Trimethylbenzene	108%	%REC	11/8/16 11:16	70-130
1,2,4-Trimethylbenzene	100%	%REC	11/8/16 11:16	70-130
1,3-Dichlorobenzene	101%	%REC	11/8/16 11:16	70-130
1,4-Dichlorobenzene	103%	%REC	11/8/16 11:16	70-130
1,2-Dichlorobenzene	102%	%REC	11/8/16 11:16	70-130
1,2,4-Trichlorobenzene	111%	%REC	11/8/16 11:16	70-130
Naphthalene	108%	%REC	11/8/16 11:16	70-130
1,2,3-Trichlorobenzene	104%	%REC	11/8/16 11:16	70-130
2-Methylnaphthalene	96%	%REC	11/8/16 11:16	70-130
SURROGATES				
	Percent Recovery	Limits	Completed	Lab File ID
1,2-DCA-d4	99	70-130	11/8/16 11:16	A16110804
Toluene-d8	108	70-130	11/8/16 11:16	A16110804
Bromofluorobenzene	102	70-130	11/8/16 11:16	A16110804

U = Not detected or below Reporting Limit (RL); J = Estimated value below the RL; E = Measurement exceeded upper calibration range of instrument.

Table 1

Beacon Environmental Services, Inc.
2203A Commerce Road Suite 1
Forest Hill, MD 21050 USA
Analysis by EPA Method TO-17

Client:

Vista GeoScience
 130 Capital Drive, Suite C
 Golden, CO

Lab File ID: A16110806
 Beacon Sample ID: HO234823
 Client ID/Sampling Location: SV-03A
 Date Time Collected: 10/26/16 3:01 PM
 Matrix: Soil Gas
 Dilution Factor: 1.0
 Sample Volume in Liters: 1.00
 Date Received: 11/4/2016
 Analysis Date: 11/8/2016
 Analysis Time: 12:26:00 PM
 Beacon Job Number: 3588

COMPOUNDS	Results ug/m3	LOQ ug/m3	Results ppbv	LOQ ppbv	Completed
Vinyl Chloride	U	10.00	U	3.91	11/8/16 12:26
1,1-Dichloroethene	U	10.00	U	2.52	11/8/16 12:26
1,1,2-Trichlorotrifluoroethane (Fr.113)	U	10.00	U	1.30	11/8/16 12:26
trans-1,2-Dichloroethene	U	10.00	U	2.52	11/8/16 12:26
Methyl-t-butyl ether	U	10.00	U	2.77	11/8/16 12:26
1,1-Dichloroethane	U	10.00	U	2.47	11/8/16 12:26
cis-1,2-Dichloroethene	U	10.00	U	2.52	11/8/16 12:26
Chloroform	U	10.00	U	2.05	11/8/16 12:26
1,2-Dichloroethane	U	10.00	U	2.47	11/8/16 12:26
1,1,1-Trichloroethane	U	10.00	U	1.83	11/8/16 12:26
Carbon Tetrachloride	U	10.00	U	1.59	11/8/16 12:26
Benzene	U	10.00	U	3.13	11/8/16 12:26
Trichloroethene	U	10.00	U	1.86	11/8/16 12:26
1,4-Dioxane	U	10.00	U	2.77	11/8/16 12:26
1,1,2-Trichloroethane	U	10.00	U	1.83	11/8/16 12:26
Toluene	44.57	10.00	11.83	2.65	11/8/16 12:26
1,2-Dibromoethane (EDB)	U	10.00	U	1.30	11/8/16 12:26
Tetrachloroethene	U	10.00	U	1.47	11/8/16 12:26
1,1,1,2-Tetrachloroethane	U	10.00	U	1.46	11/8/16 12:26
Chlorobenzene	U	10.00	U	2.17	11/8/16 12:26
Ethylbenzene	U	10.00	U	2.30	11/8/16 12:26
p & m-Xylene	27.43	10.00	6.32	2.30	11/8/16 12:26
1,1,2,2-Tetrachloroethane	U	10.00	U	1.46	11/8/16 12:26
o-Xylene	U	10.00	U	2.30	11/8/16 12:26
1,2,3-Trichloropropane	U	10.00	U	1.66	11/8/16 12:26
Isopropylbenzene	U	10.00	U	2.03	11/8/16 12:26
1,3,5-Trimethylbenzene	U	10.00	U	2.03	11/8/16 12:26
1,2,4-Trimethylbenzene	U	10.00	U	2.03	11/8/16 12:26
1,3-Dichlorobenzene	U	10.00	U	1.66	11/8/16 12:26
1,4-Dichlorobenzene	U	10.00	U	1.66	11/8/16 12:26
1,2-Dichlorobenzene	U	10.00	U	1.66	11/8/16 12:26
1,2,4-Trichlorobenzene	U	10.00	U	1.35	11/8/16 12:26
Naphthalene	19.56	10.00	3.73	1.91	11/8/16 12:26
1,2,3-Trichlorobenzene	U	10.00	U	1.35	11/8/16 12:26
2-Methylnaphthalene	U	10.00	U	1.72	11/8/16 12:26
SURROGATES					
	Percent Recovery	Limits	Lab File ID		Completed
1,2-DCA-d4	96	70-130	A16110806		11/8/16 12:26
Toluene-d8	103	70-130	A16110806		11/8/16 12:26
Bromofluorobenzene	108	70-130	A16110806		11/8/16 12:26

U = Not detected or below Reporting Limit (RL); J = Estimated value below the RL; E = Measurement exceeded upper calibration range of instrument.

Table 1

Beacon Environmental Services, Inc.
2203A Commerce Road Suite 1
Forest Hill, MD 21050 USA
Analysis by EPA Method TO-17

Client:

Vista GeoScience
 130 Capital Drive, Suite C
 Golden, CO

Lab File ID: A16110808
 Beacon Sample ID: GO119804
 Client ID/Sampling Location: SV-04A
 Date Time Collected: 10/26/16 4:10 PM
 Matrix: Soil Gas
 Dilution Factor: 1.0
 Sample Volume in Liters: 1.00
 Date Received: 11/4/2016
 Analysis Date: 11/8/2016
 Analysis Time: 1:13:00 PM
 Beacon Job Number: 3588

COMPOUNDS	Results ug/m3	LOQ ug/m3	Results ppbv	LOQ ppbv	Completed
Vinyl Chloride	U	10.00	U	3.91	11/8/16 13:13
1,1-Dichloroethene	U	10.00	U	2.52	11/8/16 13:13
1,1,2-Trichlorotrifluoroethane (Fr.113)	U	10.00	U	1.30	11/8/16 13:13
trans-1,2-Dichloroethene	U	10.00	U	2.52	11/8/16 13:13
Methyl-t-butyl ether	U	10.00	U	2.77	11/8/16 13:13
1,1-Dichloroethane	U	10.00	U	2.47	11/8/16 13:13
cis-1,2-Dichloroethene	U	10.00	U	2.52	11/8/16 13:13
Chloroform	U	10.00	U	2.05	11/8/16 13:13
1,2-Dichloroethane	U	10.00	U	2.47	11/8/16 13:13
1,1,1-Trichloroethane	U	10.00	U	1.83	11/8/16 13:13
Carbon Tetrachloride	U	10.00	U	1.59	11/8/16 13:13
Benzene	U	10.00	U	3.13	11/8/16 13:13
Trichloroethene	U	10.00	U	1.86	11/8/16 13:13
1,4-Dioxane	U	10.00	U	2.77	11/8/16 13:13
1,1,2-Trichloroethane	U	10.00	U	1.83	11/8/16 13:13
Toluene	13.25	10.00	3.52	2.65	11/8/16 13:13
1,2-Dibromoethane (EDB)	U	10.00	U	1.30	11/8/16 13:13
Tetrachloroethene	U	10.00	U	1.47	11/8/16 13:13
1,1,1,2-Tetrachloroethane	U	10.00	U	1.46	11/8/16 13:13
Chlorobenzene	U	10.00	U	2.17	11/8/16 13:13
Ethylbenzene	U	10.00	U	2.30	11/8/16 13:13
p & m-Xylene	U	10.00	U	2.30	11/8/16 13:13
1,1,2,2-Tetrachloroethane	U	10.00	U	1.46	11/8/16 13:13
o-Xylene	U	10.00	U	2.30	11/8/16 13:13
1,2,3-Trichloropropane	U	10.00	U	1.66	11/8/16 13:13
Isopropylbenzene	U	10.00	U	2.03	11/8/16 13:13
1,3,5-Trimethylbenzene	U	10.00	U	2.03	11/8/16 13:13
1,2,4-Trimethylbenzene	U	10.00	U	2.03	11/8/16 13:13
1,3-Dichlorobenzene	U	10.00	U	1.66	11/8/16 13:13
1,4-Dichlorobenzene	U	10.00	U	1.66	11/8/16 13:13
1,2-Dichlorobenzene	U	10.00	U	1.66	11/8/16 13:13
1,2,4-Trichlorobenzene	U	10.00	U	1.35	11/8/16 13:13
Naphthalene	U	10.00	U	1.91	11/8/16 13:13
1,2,3-Trichlorobenzene	U	10.00	U	1.35	11/8/16 13:13
2-Methylnaphthalene	U	10.00	U	1.72	11/8/16 13:13
SURROGATES					
	Percent Recovery	Limits	Lab File ID		Completed
1,2-DCA-d4	99	70-130	A16110808		11/8/16 13:13
Toluene-d8	106	70-130	A16110808		11/8/16 13:13
Bromofluorobenzene	105	70-130	A16110808		11/8/16 13:13

U = Not detected or below Reporting Limit (RL); J = Estimated value below the RL; E = Measurement exceeded upper calibration range of instrument.

Table 1

Beacon Environmental Services, Inc.
2203A Commerce Road Suite 1
Forest Hill, MD 21050 USA
Analysis by EPA Method TO-17

Client:

Vista GeoScience
 130 Capital Drive, Suite C
 Golden, CO

Lab File ID: A16110810
 Beacon Sample ID: HO234809
 Client ID/Sampling Location: SV-06A
 Date Time Collected: 10/25/16 11:33 AM
 Matrix: Soil Gas
 Dilution Factor: 1.0
 Sample Volume in Liters: 1.00
 Date Received: 11/4/2016
 Analysis Date: 11/8/2016
 Analysis Time: 1:59:00 PM
 Beacon Job Number: 3588

COMPOUNDS	Results ug/m3	LOQ ug/m3	Results ppbv	LOQ ppbv	Completed
Vinyl Chloride	U	10.00	U	3.91	11/8/16 13:59
1,1-Dichloroethene	U	10.00	U	2.52	11/8/16 13:59
1,1,2-Trichlorotrifluoroethane (Fr.113)	U	10.00	U	1.30	11/8/16 13:59
trans-1,2-Dichloroethene	U	10.00	U	2.52	11/8/16 13:59
Methyl-t-butyl ether	U	10.00	U	2.77	11/8/16 13:59
1,1-Dichloroethane	U	10.00	U	2.47	11/8/16 13:59
cis-1,2-Dichloroethene	U	10.00	U	2.52	11/8/16 13:59
Chloroform	U	10.00	U	2.05	11/8/16 13:59
1,2-Dichloroethane	U	10.00	U	2.47	11/8/16 13:59
1,1,1-Trichloroethane	U	10.00	U	1.83	11/8/16 13:59
Carbon Tetrachloride	U	10.00	U	1.59	11/8/16 13:59
Benzene	U	10.00	U	3.13	11/8/16 13:59
Trichloroethene	U	10.00	U	1.86	11/8/16 13:59
1,4-Dioxane	U	10.00	U	2.77	11/8/16 13:59
1,1,2-Trichloroethane	U	10.00	U	1.83	11/8/16 13:59
Toluene	U	10.00	U	2.65	11/8/16 13:59
1,2-Dibromoethane (EDB)	U	10.00	U	1.30	11/8/16 13:59
Tetrachloroethene	U	10.00	U	1.47	11/8/16 13:59
1,1,1,2-Tetrachloroethane	U	10.00	U	1.46	11/8/16 13:59
Chlorobenzene	U	10.00	U	2.17	11/8/16 13:59
Ethylbenzene	U	10.00	U	2.30	11/8/16 13:59
p & m-Xylene	U	10.00	U	2.30	11/8/16 13:59
1,1,2,2-Tetrachloroethane	U	10.00	U	1.46	11/8/16 13:59
o-Xylene	U	10.00	U	2.30	11/8/16 13:59
1,2,3-Trichloropropane	U	10.00	U	1.66	11/8/16 13:59
Isopropylbenzene	U	10.00	U	2.03	11/8/16 13:59
1,3,5-Trimethylbenzene	U	10.00	U	2.03	11/8/16 13:59
1,2,4-Trimethylbenzene	U	10.00	U	2.03	11/8/16 13:59
1,3-Dichlorobenzene	U	10.00	U	1.66	11/8/16 13:59
1,4-Dichlorobenzene	U	10.00	U	1.66	11/8/16 13:59
1,2-Dichlorobenzene	U	10.00	U	1.66	11/8/16 13:59
1,2,4-Trichlorobenzene	U	10.00	U	1.35	11/8/16 13:59
Naphthalene	U	10.00	U	1.91	11/8/16 13:59
1,2,3-Trichlorobenzene	U	10.00	U	1.35	11/8/16 13:59
2-Methylnaphthalene	U	10.00	U	1.72	11/8/16 13:59
SURROGATES	Percent Recovery	Limits	Lab File ID	Completed	
1,2-DCA-d4	98	70-130	A16110810	11/8/16 13:59	
Toluene-d8	107	70-130	A16110810	11/8/16 13:59	
Bromofluorobenzene	104	70-130	A16110810	11/8/16 13:59	

U = Not detected or below Reporting Limit (RL); J = Estimated value below the RL; E = Measurement exceeded upper calibration range of instrument.

Table 1

Beacon Environmental Services, Inc.
2203A Commerce Road Suite 1
Forest Hill, MD 21050 USA
Analysis by EPA Method TO-17

Client:

Vista GeoScience
 130 Capital Drive, Suite C
 Golden, CO

Lab File ID: A16110812
 Beacon Sample ID: HO199678
 Client ID/Sampling Location: SV-07A
 Date Time Collected: 10/25/16 1:40 PM
 Matrix: Soil Gas
 Dilution Factor: 1.0
 Sample Volume in Liters: 1.00
 Date Received: 11/4/2016
 Analysis Date: 11/8/2016
 Analysis Time: 2:45:00 PM
 Beacon Job Number: 3588

COMPOUNDS	Results ug/m3	LOQ ug/m3	Results ppbv	LOQ ppbv	Completed
Vinyl Chloride	U	10.00	U	3.91	11/8/16 14:45
1,1-Dichloroethene	U	10.00	U	2.52	11/8/16 14:45
1,1,2-Trichlorotrifluoroethane (Fr.113)	U	10.00	U	1.30	11/8/16 14:45
trans-1,2-Dichloroethene	U	10.00	U	2.52	11/8/16 14:45
Methyl-t-butyl ether	U	10.00	U	2.77	11/8/16 14:45
1,1-Dichloroethane	U	10.00	U	2.47	11/8/16 14:45
cis-1,2-Dichloroethene	U	10.00	U	2.52	11/8/16 14:45
Chloroform	U	10.00	U	2.05	11/8/16 14:45
1,2-Dichloroethane	U	10.00	U	2.47	11/8/16 14:45
1,1,1-Trichloroethane	U	10.00	U	1.83	11/8/16 14:45
Carbon Tetrachloride	U	10.00	U	1.59	11/8/16 14:45
Benzene	U	10.00	U	3.13	11/8/16 14:45
Trichloroethene	U	10.00	U	1.86	11/8/16 14:45
1,4-Dioxane	U	10.00	U	2.77	11/8/16 14:45
1,1,2-Trichloroethane	U	10.00	U	1.83	11/8/16 14:45
Toluene	U	10.00	U	2.65	11/8/16 14:45
1,2-Dibromoethane (EDB)	U	10.00	U	1.30	11/8/16 14:45
Tetrachloroethene	U	10.00	U	1.47	11/8/16 14:45
1,1,1,2-Tetrachloroethane	U	10.00	U	1.46	11/8/16 14:45
Chlorobenzene	U	10.00	U	2.17	11/8/16 14:45
Ethylbenzene	U	10.00	U	2.30	11/8/16 14:45
p & m-Xylene	U	10.00	U	2.30	11/8/16 14:45
1,1,2,2-Tetrachloroethane	U	10.00	U	1.46	11/8/16 14:45
o-Xylene	U	10.00	U	2.30	11/8/16 14:45
1,2,3-Trichloropropane	U	10.00	U	1.66	11/8/16 14:45
Isopropylbenzene	U	10.00	U	2.03	11/8/16 14:45
1,3,5-Trimethylbenzene	U	10.00	U	2.03	11/8/16 14:45
1,2,4-Trimethylbenzene	U	10.00	U	2.03	11/8/16 14:45
1,3-Dichlorobenzene	U	10.00	U	1.66	11/8/16 14:45
1,4-Dichlorobenzene	U	10.00	U	1.66	11/8/16 14:45
1,2-Dichlorobenzene	U	10.00	U	1.66	11/8/16 14:45
1,2,4-Trichlorobenzene	U	10.00	U	1.35	11/8/16 14:45
Naphthalene	U	10.00	U	1.91	11/8/16 14:45
1,2,3-Trichlorobenzene	U	10.00	U	1.35	11/8/16 14:45
2-Methylnaphthalene	U	10.00	U	1.72	11/8/16 14:45
SURROGATES	Percent Recovery	Limits	Lab File ID		Completed
1,2-DCA-d4	96	70-130	A16110812		11/8/16 14:45
Toluene-d8	103	70-130	A16110812		11/8/16 14:45
Bromofluorobenzene	104	70-130	A16110812		11/8/16 14:45

U = Not detected or below Reporting Limit (RL); J = Estimated value below the RL; E = Measurement exceeded upper calibration range of instrument.

Table 1

Beacon Environmental Services, Inc.
2203A Commerce Road Suite 1
Forest Hill, MD 21050 USA
Analysis by EPA Method TO-17

Client:

Vista GeoScience
 130 Capital Drive, Suite C
 Golden, CO

Lab File ID: A16110814
 Beacon Sample ID: 1049238
 Client ID/Sampling Location: SV-08A
 Date Time Collected: 10/25/16 3:42 PM
 Matrix: Soil Gas
 Dilution Factor: 1.0
 Sample Volume in Liters: 1.00
 Date Received: 11/4/2016
 Analysis Date: 11/8/2016
 Analysis Time: 3:31:00 PM
 Beacon Job Number: 3588

COMPOUNDS	Results ug/m3	LOQ ug/m3	Results ppbv	LOQ ppbv	Completed
Vinyl Chloride	U	10.00	U	3.91	11/8/16 15:31
1,1-Dichloroethene	U	10.00	U	2.52	11/8/16 15:31
1,1,2-Trichlorotrifluoroethane (Fr.113)	U	10.00	U	1.30	11/8/16 15:31
trans-1,2-Dichloroethene	U	10.00	U	2.52	11/8/16 15:31
Methyl-t-butyl ether	U	10.00	U	2.77	11/8/16 15:31
1,1-Dichloroethane	U	10.00	U	2.47	11/8/16 15:31
cis-1,2-Dichloroethene	U	10.00	U	2.52	11/8/16 15:31
Chloroform	U	10.00	U	2.05	11/8/16 15:31
1,2-Dichloroethane	U	10.00	U	2.47	11/8/16 15:31
1,1,1-Trichloroethane	U	10.00	U	1.83	11/8/16 15:31
Carbon Tetrachloride	U	10.00	U	1.59	11/8/16 15:31
Benzene	U	10.00	U	3.13	11/8/16 15:31
Trichloroethene	U	10.00	U	1.86	11/8/16 15:31
1,4-Dioxane	U	10.00	U	2.77	11/8/16 15:31
1,1,2-Trichloroethane	U	10.00	U	1.83	11/8/16 15:31
Toluene	U	10.00	U	2.65	11/8/16 15:31
1,2-Dibromoethane (EDB)	U	10.00	U	1.30	11/8/16 15:31
Tetrachloroethene	U	10.00	U	1.47	11/8/16 15:31
1,1,1,2-Tetrachloroethane	U	10.00	U	1.46	11/8/16 15:31
Chlorobenzene	U	10.00	U	2.17	11/8/16 15:31
Ethylbenzene	U	10.00	U	2.30	11/8/16 15:31
p & m-Xylene	U	10.00	U	2.30	11/8/16 15:31
1,1,2,2-Tetrachloroethane	U	10.00	U	1.46	11/8/16 15:31
o-Xylene	U	10.00	U	2.30	11/8/16 15:31
1,2,3-Trichloropropane	U	10.00	U	1.66	11/8/16 15:31
Isopropylbenzene	U	10.00	U	2.03	11/8/16 15:31
1,3,5-Trimethylbenzene	U	10.00	U	2.03	11/8/16 15:31
1,2,4-Trimethylbenzene	U	10.00	U	2.03	11/8/16 15:31
1,3-Dichlorobenzene	U	10.00	U	1.66	11/8/16 15:31
1,4-Dichlorobenzene	U	10.00	U	1.66	11/8/16 15:31
1,2-Dichlorobenzene	U	10.00	U	1.66	11/8/16 15:31
1,2,4-Trichlorobenzene	U	10.00	U	1.35	11/8/16 15:31
Naphthalene	U	10.00	U	1.91	11/8/16 15:31
1,2,3-Trichlorobenzene	U	10.00	U	1.35	11/8/16 15:31
2-Methylnaphthalene	U	10.00	U	1.72	11/8/16 15:31
SURROGATES					
	Percent Recovery	Limits	Lab File ID		Completed
1,2-DCA-d4	97	70-130	A16110814		11/8/16 15:31
Toluene-d8	107	70-130	A16110814		11/8/16 15:31
Bromofluorobenzene	102	70-130	A16110814		11/8/16 15:31

U = Not detected or below Reporting Limit (RL); J = Estimated value below the RL; E = Measurement exceeded upper calibration range of instrument.

Table 1

Beacon Environmental Services, Inc.
2203A Commerce Road Suite 1
Forest Hill, MD 21050 USA
Analysis by EPA Method TO-17

Client:

Vista GeoScience
 130 Capital Drive, Suite C
 Golden, CO

Lab File ID: A16110816
 Beacon Sample ID: GO177458
 Client ID/Sampling Location: SV-09A
 Date Time Collected: 10/25/16 5:23 PM
 Matrix: Soil Gas
 Dilution Factor: 1.0
 Sample Volume in Liters: 1.00
 Date Received: 11/4/2016
 Analysis Date: 11/8/2016
 Analysis Time: 4:18:00 PM
 Beacon Job Number: 3588

COMPOUNDS	Results ug/m3	LOQ ug/m3	Results ppbv	LOQ ppbv	Completed
Vinyl Chloride	U	10.00	U	3.91	11/8/16 16:18
1,1-Dichloroethene	U	10.00	U	2.52	11/8/16 16:18
1,1,2-Trichlorotrifluoroethane (Fr.113)	U	10.00	U	1.30	11/8/16 16:18
trans-1,2-Dichloroethene	U	10.00	U	2.52	11/8/16 16:18
Methyl-t-butyl ether	U	10.00	U	2.77	11/8/16 16:18
1,1-Dichloroethane	U	10.00	U	2.47	11/8/16 16:18
cis-1,2-Dichloroethene	U	10.00	U	2.52	11/8/16 16:18
Chloroform	U	10.00	U	2.05	11/8/16 16:18
1,2-Dichloroethane	U	10.00	U	2.47	11/8/16 16:18
1,1,1-Trichloroethane	U	10.00	U	1.83	11/8/16 16:18
Carbon Tetrachloride	U	10.00	U	1.59	11/8/16 16:18
Benzene	U	10.00	U	3.13	11/8/16 16:18
Trichloroethene	U	10.00	U	1.86	11/8/16 16:18
1,4-Dioxane	U	10.00	U	2.77	11/8/16 16:18
1,1,2-Trichloroethane	U	10.00	U	1.83	11/8/16 16:18
Toluene	U	10.00	U	2.65	11/8/16 16:18
1,2-Dibromoethane (EDB)	U	10.00	U	1.30	11/8/16 16:18
Tetrachloroethene	U	10.00	U	1.47	11/8/16 16:18
1,1,1,2-Tetrachloroethane	U	10.00	U	1.46	11/8/16 16:18
Chlorobenzene	U	10.00	U	2.17	11/8/16 16:18
Ethylbenzene	U	10.00	U	2.30	11/8/16 16:18
p & m-Xylene	U	10.00	U	2.30	11/8/16 16:18
1,1,2,2-Tetrachloroethane	U	10.00	U	1.46	11/8/16 16:18
o-Xylene	U	10.00	U	2.30	11/8/16 16:18
1,2,3-Trichloropropane	U	10.00	U	1.66	11/8/16 16:18
Isopropylbenzene	U	10.00	U	2.03	11/8/16 16:18
1,3,5-Trimethylbenzene	U	10.00	U	2.03	11/8/16 16:18
1,2,4-Trimethylbenzene	U	10.00	U	2.03	11/8/16 16:18
1,3-Dichlorobenzene	U	10.00	U	1.66	11/8/16 16:18
1,4-Dichlorobenzene	U	10.00	U	1.66	11/8/16 16:18
1,2-Dichlorobenzene	U	10.00	U	1.66	11/8/16 16:18
1,2,4-Trichlorobenzene	U	10.00	U	1.35	11/8/16 16:18
Naphthalene	U	10.00	U	1.91	11/8/16 16:18
1,2,3-Trichlorobenzene	U	10.00	U	1.35	11/8/16 16:18
2-Methylnaphthalene	U	10.00	U	1.72	11/8/16 16:18
SURROGATES	Percent Recovery	Limits	Lab File ID	Completed	
1,2-DCA-d4	99	70-130	A16110816	11/8/16 16:18	
Toluene-d8	106	70-130	A16110816	11/8/16 16:18	
Bromofluorobenzene	107	70-130	A16110816	11/8/16 16:18	

U = Not detected or below Reporting Limit (RL); J = Estimated value below the RL; E = Measurement exceeded upper calibration range of instrument.

Table 1

Beacon Environmental Services, Inc.
2203A Commerce Road Suite 1
Forest Hill, MD 21050 USA
Analysis by EPA Method TO-17

Client:

Vista GeoScience
 130 Capital Drive, Suite C
 Golden, CO

Lab File ID: A16110818
 Beacon Sample ID: GO177407
 Client ID/Sampling Location: SV-10A
 Date Time Collected: 10/26/16 5:54 PM
 Matrix: Soil Gas
 Dilution Factor: 1.0
 Sample Volume in Liters: 1.00
 Date Received: 11/4/2016
 Analysis Date: 11/8/2016
 Analysis Time: 5:04:00 PM
 Beacon Job Number: 3588

COMPOUNDS	Results ug/m3	LOQ ug/m3	Results ppbv	LOQ ppbv	Completed
Vinyl Chloride	U	10.00	U	3.91	11/8/16 17:04
1,1-Dichloroethene	U	10.00	U	2.52	11/8/16 17:04
1,1,2-Trichlorotrifluoroethane (Fr.113)	U	10.00	U	1.30	11/8/16 17:04
trans-1,2-Dichloroethene	U	10.00	U	2.52	11/8/16 17:04
Methyl-t-butyl ether	U	10.00	U	2.77	11/8/16 17:04
1,1-Dichloroethane	U	10.00	U	2.47	11/8/16 17:04
cis-1,2-Dichloroethene	U	10.00	U	2.52	11/8/16 17:04
Chloroform	U	10.00	U	2.05	11/8/16 17:04
1,2-Dichloroethane	U	10.00	U	2.47	11/8/16 17:04
1,1,1-Trichloroethane	U	10.00	U	1.83	11/8/16 17:04
Carbon Tetrachloride	U	10.00	U	1.59	11/8/16 17:04
Benzene	U	10.00	U	3.13	11/8/16 17:04
Trichloroethene	U	10.00	U	1.86	11/8/16 17:04
1,4-Dioxane	U	10.00	U	2.77	11/8/16 17:04
1,1,2-Trichloroethane	U	10.00	U	1.83	11/8/16 17:04
Toluene	17.5	10.00	4.64	2.65	11/8/16 17:04
1,2-Dibromoethane (EDB)	U	10.00	U	1.30	11/8/16 17:04
Tetrachloroethene	U	10.00	U	1.47	11/8/16 17:04
1,1,1,2-Tetrachloroethane	U	10.00	U	1.46	11/8/16 17:04
Chlorobenzene	U	10.00	U	2.17	11/8/16 17:04
Ethylbenzene	U	10.00	U	2.30	11/8/16 17:04
p & m-Xylene	U	10.00	U	2.30	11/8/16 17:04
1,1,2,2-Tetrachloroethane	U	10.00	U	1.46	11/8/16 17:04
o-Xylene	U	10.00	U	2.30	11/8/16 17:04
1,2,3-Trichloropropane	U	10.00	U	1.66	11/8/16 17:04
Isopropylbenzene	U	10.00	U	2.03	11/8/16 17:04
1,3,5-Trimethylbenzene	U	10.00	U	2.03	11/8/16 17:04
1,2,4-Trimethylbenzene	U	10.00	U	2.03	11/8/16 17:04
1,3-Dichlorobenzene	U	10.00	U	1.66	11/8/16 17:04
1,4-Dichlorobenzene	U	10.00	U	1.66	11/8/16 17:04
1,2-Dichlorobenzene	U	10.00	U	1.66	11/8/16 17:04
1,2,4-Trichlorobenzene	U	10.00	U	1.35	11/8/16 17:04
Naphthalene	U	10.00	U	1.91	11/8/16 17:04
1,2,3-Trichlorobenzene	U	10.00	U	1.35	11/8/16 17:04
2-Methylnaphthalene	U	10.00	U	1.72	11/8/16 17:04
SURROGATES	Percent Recovery	Limits	Lab File ID	Completed	
1,2-DCA-d4	96	70-130	A16110818	11/8/16 17:04	
Toluene-d8	106	70-130	A16110818	11/8/16 17:04	
Bromofluorobenzene	105	70-130	A16110818	11/8/16 17:04	

U = Not detected or below Reporting Limit (RL); J = Estimated value below the RL; E = Measurement exceeded upper calibration range of instrument.

Table 1

Beacon Environmental Services, Inc.
2203A Commerce Road Suite 1
Forest Hill, MD 21050 USA
Analysis by EPA Method TO-17

Client:

Vista GeoScience
 130 Capital Drive, Suite C
 Golden, CO

Lab File ID: A16110820
 Beacon Sample ID: GO164559
 Client ID/Sampling Location: SV-11A
 Date Time Collected: 10/26/16 5:21 PM
 Matrix: Soil Gas
 Dilution Factor: 1.0
 Sample Volume in Liters: 1.00
 Date Received: 11/4/2016
 Analysis Date: 11/8/2016
 Analysis Time: 5:51:00 PM
 Beacon Job Number: 3588

COMPOUNDS	Results ug/m3	LOQ ug/m3	Results ppbv	LOQ ppbv	Completed
Vinyl Chloride	U	10.00	U	3.91	11/8/16 17:51
1,1-Dichloroethene	U	10.00	U	2.52	11/8/16 17:51
1,1,2-Trichlorotrifluoroethane (Fr.113)	U	10.00	U	1.30	11/8/16 17:51
trans-1,2-Dichloroethene	U	10.00	U	2.52	11/8/16 17:51
Methyl-t-butyl ether	U	10.00	U	2.77	11/8/16 17:51
1,1-Dichloroethane	U	10.00	U	2.47	11/8/16 17:51
cis-1,2-Dichloroethene	U	10.00	U	2.52	11/8/16 17:51
Chloroform	U	10.00	U	2.05	11/8/16 17:51
1,2-Dichloroethane	U	10.00	U	2.47	11/8/16 17:51
1,1,1-Trichloroethane	U	10.00	U	1.83	11/8/16 17:51
Carbon Tetrachloride	U	10.00	U	1.59	11/8/16 17:51
Benzene	U	10.00	U	3.13	11/8/16 17:51
Trichloroethene	U	10.00	U	1.86	11/8/16 17:51
1,4-Dioxane	U	10.00	U	2.77	11/8/16 17:51
1,1,2-Trichloroethane	U	10.00	U	1.83	11/8/16 17:51
Toluene	17.44	10.00	4.63	2.65	11/8/16 17:51
1,2-Dibromoethane (EDB)	U	10.00	U	1.30	11/8/16 17:51
Tetrachloroethene	U	10.00	U	1.47	11/8/16 17:51
1,1,1,2-Tetrachloroethane	U	10.00	U	1.46	11/8/16 17:51
Chlorobenzene	U	10.00	U	2.17	11/8/16 17:51
Ethylbenzene	U	10.00	U	2.30	11/8/16 17:51
p & m-Xylene	U	10.00	U	2.30	11/8/16 17:51
1,1,2,2-Tetrachloroethane	U	10.00	U	1.46	11/8/16 17:51
o-Xylene	U	10.00	U	2.30	11/8/16 17:51
1,2,3-Trichloropropane	U	10.00	U	1.66	11/8/16 17:51
Isopropylbenzene	U	10.00	U	2.03	11/8/16 17:51
1,3,5-Trimethylbenzene	U	10.00	U	2.03	11/8/16 17:51
1,2,4-Trimethylbenzene	U	10.00	U	2.03	11/8/16 17:51
1,3-Dichlorobenzene	U	10.00	U	1.66	11/8/16 17:51
1,4-Dichlorobenzene	U	10.00	U	1.66	11/8/16 17:51
1,2-Dichlorobenzene	U	10.00	U	1.66	11/8/16 17:51
1,2,4-Trichlorobenzene	U	10.00	U	1.35	11/8/16 17:51
Naphthalene	U	10.00	U	1.91	11/8/16 17:51
1,2,3-Trichlorobenzene	U	10.00	U	1.35	11/8/16 17:51
2-Methylnaphthalene	U	10.00	U	1.72	11/8/16 17:51
SURROGATES					
	Percent Recovery	Limits	Lab File ID		Completed
1,2-DCA-d4	96	70-130	A16110820		11/8/16 17:51
Toluene-d8	108	70-130	A16110820		11/8/16 17:51
Bromofluorobenzene	107	70-130	A16110820		11/8/16 17:51

U = Not detected or below Reporting Limit (RL); J = Estimated value below the RL; E = Measurement exceeded upper calibration range of instrument.

Table 1

Beacon Environmental Services, Inc.
2203A Commerce Road Suite 1
Forest Hill, MD 21050 USA
Analysis by EPA Method TO-17

Client:

Vista GeoScience
 130 Capital Drive, Suite C
 Golden, CO

Lab File ID: A16110822
 Beacon Sample ID: HO200253
 Client ID/Sampling Location: SV-12A
 Date Time Collected: 10/26/16 4:43 PM
 Matrix: Soil Gas
 Dilution Factor: 1.0
 Sample Volume in Liters: 1.00
 Date Received: 11/4/2016
 Analysis Date: 11/8/2016
 Analysis Time: 6:39:00 PM
 Beacon Job Number: 3588

COMPOUNDS	Results ug/m3	LOQ ug/m3	Results ppbv	LOQ ppbv	Completed
Vinyl Chloride	U	10.00	U	3.91	11/8/16 18:39
1,1-Dichloroethene	U	10.00	U	2.52	11/8/16 18:39
1,1,2-Trichlorotrifluoroethane (Fr.113)	U	10.00	U	1.30	11/8/16 18:39
trans-1,2-Dichloroethene	U	10.00	U	2.52	11/8/16 18:39
Methyl-t-butyl ether	U	10.00	U	2.77	11/8/16 18:39
1,1-Dichloroethane	U	10.00	U	2.47	11/8/16 18:39
cis-1,2-Dichloroethene	U	10.00	U	2.52	11/8/16 18:39
Chloroform	U	10.00	U	2.05	11/8/16 18:39
1,2-Dichloroethane	U	10.00	U	2.47	11/8/16 18:39
1,1,1-Trichloroethane	U	10.00	U	1.83	11/8/16 18:39
Carbon Tetrachloride	U	10.00	U	1.59	11/8/16 18:39
Benzene	U	10.00	U	3.13	11/8/16 18:39
Trichloroethene	U	10.00	U	1.86	11/8/16 18:39
1,4-Dioxane	U	10.00	U	2.77	11/8/16 18:39
1,1,2-Trichloroethane	U	10.00	U	1.83	11/8/16 18:39
Toluene	14.31	10.00	3.8	2.65	11/8/16 18:39
1,2-Dibromoethane (EDB)	U	10.00	U	1.30	11/8/16 18:39
Tetrachloroethene	U	10.00	U	1.47	11/8/16 18:39
1,1,1,2-Tetrachloroethane	U	10.00	U	1.46	11/8/16 18:39
Chlorobenzene	U	10.00	U	2.17	11/8/16 18:39
Ethylbenzene	U	10.00	U	2.30	11/8/16 18:39
p & m-Xylene	U	10.00	U	2.30	11/8/16 18:39
1,1,2,2-Tetrachloroethane	U	10.00	U	1.46	11/8/16 18:39
o-Xylene	U	10.00	U	2.30	11/8/16 18:39
1,2,3-Trichloropropane	U	10.00	U	1.66	11/8/16 18:39
Isopropylbenzene	U	10.00	U	2.03	11/8/16 18:39
1,3,5-Trimethylbenzene	U	10.00	U	2.03	11/8/16 18:39
1,2,4-Trimethylbenzene	U	10.00	U	2.03	11/8/16 18:39
1,3-Dichlorobenzene	U	10.00	U	1.66	11/8/16 18:39
1,4-Dichlorobenzene	U	10.00	U	1.66	11/8/16 18:39
1,2-Dichlorobenzene	U	10.00	U	1.66	11/8/16 18:39
1,2,4-Trichlorobenzene	U	10.00	U	1.35	11/8/16 18:39
Naphthalene	U	10.00	U	1.91	11/8/16 18:39
1,2,3-Trichlorobenzene	U	10.00	U	1.35	11/8/16 18:39
2-Methylnaphthalene	U	10.00	U	1.72	11/8/16 18:39
SURROGATES					
	Percent Recovery	Limits	Lab File ID		Completed
1,2-DCA-d4	96	70-130	A16110822		11/8/16 18:39
Toluene-d8	103	70-130	A16110822		11/8/16 18:39
Bromofluorobenzene	106	70-130	A16110822		11/8/16 18:39

U = Not detected or below Reporting Limit (RL); J = Estimated value below the RL; E = Measurement exceeded upper calibration range of instrument.

Table 1

Beacon Environmental Services, Inc.
2203A Commerce Road Suite 1
Forest Hill, MD 21050 USA
Analysis by EPA Method TO-17

Client:

Vista GeoScience
 130 Capital Drive, Suite C
 Golden, CO

Lab File ID: A16110824
 Beacon Sample ID: GO115947
 Client ID/Sampling Location: SV-14A
 Date Time Collected: 10/26/16 3:38 PM
 Matrix: Soil Gas
 Dilution Factor: 1.0
 Sample Volume in Liters: 1.00
 Date Received: 11/4/2016
 Analysis Date: 11/8/2016
 Analysis Time: 7:25:00 PM
 Beacon Job Number: 3588

COMPOUNDS	Results ug/m3	LOQ ug/m3	Results ppbv	LOQ ppbv	Completed
Vinyl Chloride	U	10.00	U	3.91	11/8/16 19:25
1,1-Dichloroethene	U	10.00	U	2.52	11/8/16 19:25
1,1,2-Trichlorotrifluoroethane (Fr.113)	U	10.00	U	1.30	11/8/16 19:25
trans-1,2-Dichloroethene	U	10.00	U	2.52	11/8/16 19:25
Methyl-t-butyl ether	U	10.00	U	2.77	11/8/16 19:25
1,1-Dichloroethane	U	10.00	U	2.47	11/8/16 19:25
cis-1,2-Dichloroethene	U	10.00	U	2.52	11/8/16 19:25
Chloroform	U	10.00	U	2.05	11/8/16 19:25
1,2-Dichloroethane	U	10.00	U	2.47	11/8/16 19:25
1,1,1-Trichloroethane	U	10.00	U	1.83	11/8/16 19:25
Carbon Tetrachloride	U	10.00	U	1.59	11/8/16 19:25
Benzene	U	10.00	U	3.13	11/8/16 19:25
Trichloroethene	U	10.00	U	1.86	11/8/16 19:25
1,4-Dioxane	U	10.00	U	2.77	11/8/16 19:25
1,1,2-Trichloroethane	U	10.00	U	1.83	11/8/16 19:25
Toluene	31.71	10.00	8.42	2.65	11/8/16 19:25
1,2-Dibromoethane (EDB)	U	10.00	U	1.30	11/8/16 19:25
Tetrachloroethene	U	10.00	U	1.47	11/8/16 19:25
1,1,1,2-Tetrachloroethane	U	10.00	U	1.46	11/8/16 19:25
Chlorobenzene	U	10.00	U	2.17	11/8/16 19:25
Ethylbenzene	U	10.00	U	2.30	11/8/16 19:25
p & m-Xylene	21.31	10.00	4.91	2.30	11/8/16 19:25
1,1,2,2-Tetrachloroethane	U	10.00	U	1.46	11/8/16 19:25
o-Xylene	U	10.00	U	2.30	11/8/16 19:25
1,2,3-Trichloropropane	U	10.00	U	1.66	11/8/16 19:25
Isopropylbenzene	U	10.00	U	2.03	11/8/16 19:25
1,3,5-Trimethylbenzene	U	10.00	U	2.03	11/8/16 19:25
1,2,4-Trimethylbenzene	U	10.00	U	2.03	11/8/16 19:25
1,3-Dichlorobenzene	U	10.00	U	1.66	11/8/16 19:25
1,4-Dichlorobenzene	U	10.00	U	1.66	11/8/16 19:25
1,2-Dichlorobenzene	U	10.00	U	1.66	11/8/16 19:25
1,2,4-Trichlorobenzene	U	10.00	U	1.35	11/8/16 19:25
Naphthalene	14.05	10.00	2.68	1.91	11/8/16 19:25
1,2,3-Trichlorobenzene	U	10.00	U	1.35	11/8/16 19:25
2-Methylnaphthalene	U	10.00	U	1.72	11/8/16 19:25
<hr/>					
SURROGATES	Percent Recovery	Limits	Lab File ID	Completed	
1,2-DCA-d4	95	70-130	A16110824	11/8/16 19:25	
Toluene-d8	107	70-130	A16110824	11/8/16 19:25	
Bromofluorobenzene	107	70-130	A16110824	11/8/16 19:25	

U = Not detected or below Reporting Limit (RL); J = Estimated value below the RL.; E = Measurement exceeded upper calibration range of instrument.

Table 1

Beacon Environmental Services, Inc.
2203A Commerce Road Suite 1
Forest Hill, MD 21050 USA
Analysis by EPA Method TO-17

Client:

Vista GeoScience
 130 Capital Drive, Suite C
 Golden, CO

Lab File ID: A16110826
 Beacon Sample ID: HO199673
 Client ID/Sampling Location: SV-16A
 Date Time Collected: 10/26/16 1:40 PM
 Matrix: Soil Gas
 Dilution Factor: 1.0
 Sample Volume in Liters: 1.00
 Date Received: 11/4/2016
 Analysis Date: 11/8/2016
 Analysis Time: 8:12:00 PM
 Beacon Job Number: 3588

COMPOUNDS	Results ug/m3	LOQ ug/m3	Results ppbv	LOQ ppbv	Completed
Vinyl Chloride	U	10.00	U	3.91	11/8/16 20:12
1,1-Dichloroethene	U	10.00	U	2.52	11/8/16 20:12
1,1,2-Trichlorotrifluoroethane (Fr.113)	U	10.00	U	1.30	11/8/16 20:12
trans-1,2-Dichloroethene	U	10.00	U	2.52	11/8/16 20:12
Methyl-t-butyl ether	U	10.00	U	2.77	11/8/16 20:12
1,1-Dichloroethane	U	10.00	U	2.47	11/8/16 20:12
cis-1,2-Dichloroethene	U	10.00	U	2.52	11/8/16 20:12
Chloroform	U	10.00	U	2.05	11/8/16 20:12
1,2-Dichloroethane	U	10.00	U	2.47	11/8/16 20:12
1,1,1-Trichloroethane	U	10.00	U	1.83	11/8/16 20:12
Carbon Tetrachloride	U	10.00	U	1.59	11/8/16 20:12
Benzene	U	10.00	U	3.13	11/8/16 20:12
Trichloroethene	U	10.00	U	1.86	11/8/16 20:12
1,4-Dioxane	U	10.00	U	2.77	11/8/16 20:12
1,1,2-Trichloroethane	U	10.00	U	1.83	11/8/16 20:12
Toluene	55.72	10.00	14.79	2.65	11/8/16 20:12
1,2-Dibromoethane (EDB)	U	10.00	U	1.30	11/8/16 20:12
Tetrachloroethene	U	10.00	U	1.47	11/8/16 20:12
1,1,1,2-Tetrachloroethane	U	10.00	U	1.46	11/8/16 20:12
Chlorobenzene	U	10.00	U	2.17	11/8/16 20:12
Ethylbenzene	11.59	10.00	2.67	2.30	11/8/16 20:12
p & m-Xylene	39.66	10.00	9.13	2.30	11/8/16 20:12
1,1,2,2-Tetrachloroethane	U	10.00	U	1.46	11/8/16 20:12
o-Xylene	12.96	10.00	2.98	2.30	11/8/16 20:12
1,2,3-Trichloropropane	U	10.00	U	1.66	11/8/16 20:12
Isopropylbenzene	U	10.00	U	2.03	11/8/16 20:12
1,3,5-Trimethylbenzene	U	10.00	U	2.03	11/8/16 20:12
1,2,4-Trimethylbenzene	U	10.00	U	2.03	11/8/16 20:12
1,3-Dichlorobenzene	U	10.00	U	1.66	11/8/16 20:12
1,4-Dichlorobenzene	U	10.00	U	1.66	11/8/16 20:12
1,2-Dichlorobenzene	U	10.00	U	1.66	11/8/16 20:12
1,2,4-Trichlorobenzene	U	10.00	U	1.35	11/8/16 20:12
Naphthalene	24.05	10.00	4.59	1.91	11/8/16 20:12
1,2,3-Trichlorobenzene	U	10.00	U	1.35	11/8/16 20:12
2-Methylnaphthalene	U	10.00	U	1.72	11/8/16 20:12
SURROGATES					
	Percent Recovery	Limits	Lab File ID		Completed
1,2-DCA-d4	94	70-130	A16110826		11/8/16 20:12
Toluene-d8	105	70-130	A16110826		11/8/16 20:12
Bromofluorobenzene	109	70-130	A16110826		11/8/16 20:12

U = Not detected or below Reporting Limit (RL); J = Estimated value below the RL; E = Measurement exceeded upper calibration range of instrument.

Table 1

Beacon Environmental Services, Inc.
2203A Commerce Road Suite 1
Forest Hill, MD 21050 USA
Analysis by EPA Method TO-17

Client:

Vista GeoScience
 130 Capital Drive, Suite C
 Golden, CO

Lab File ID: A16110828
 Beacon Sample ID: HO232690
 Client ID/Sampling Location: SV-17A
 Date Time Collected: 10/26/16 2:23 PM
 Matrix: Soil Gas
 Dilution Factor: 1.0
 Sample Volume in Liters: 1.00
 Date Received: 11/4/2016
 Analysis Date: 11/8/2016
 Analysis Time: 8:59:00 PM
 Beacon Job Number: 3588

COMPOUNDS	Results ug/m3	LOQ ug/m3	Results ppbv	LOQ ppbv	Completed
Vinyl Chloride	U	10.00	U	3.91	11/8/16 20:59
1,1-Dichloroethene	U	10.00	U	2.52	11/8/16 20:59
1,1,2-Trichlorotrifluoroethane (Fr.113)	U	10.00	U	1.30	11/8/16 20:59
trans-1,2-Dichloroethene	U	10.00	U	2.52	11/8/16 20:59
Methyl-t-butyl ether	U	10.00	U	2.77	11/8/16 20:59
1,1-Dichloroethane	U	10.00	U	2.47	11/8/16 20:59
cis-1,2-Dichloroethene	U	10.00	U	2.52	11/8/16 20:59
Chloroform	U	10.00	U	2.05	11/8/16 20:59
1,2-Dichloroethane	U	10.00	U	2.47	11/8/16 20:59
1,1,1-Trichloroethane	U	10.00	U	1.83	11/8/16 20:59
Carbon Tetrachloride	U	10.00	U	1.59	11/8/16 20:59
Benzene	U	10.00	U	3.13	11/8/16 20:59
Trichloroethene	U	10.00	U	1.86	11/8/16 20:59
1,4-Dioxane	U	10.00	U	2.77	11/8/16 20:59
1,1,2-Trichloroethane	U	10.00	U	1.83	11/8/16 20:59
Toluene	41.0	10.00	10.88	2.65	11/8/16 20:59
1,2-Dibromoethane (EDB)	U	10.00	U	1.30	11/8/16 20:59
Tetrachloroethene	U	10.00	U	1.47	11/8/16 20:59
1,1,1,2-Tetrachloroethane	U	10.00	U	1.46	11/8/16 20:59
Chlorobenzene	U	10.00	U	2.17	11/8/16 20:59
Ethylbenzene	10.04	10.00	2.31	2.30	11/8/16 20:59
p & m-Xylene	34.11	10.00	7.86	2.30	11/8/16 20:59
1,1,2,2-Tetrachloroethane	U	10.00	U	1.46	11/8/16 20:59
o-Xylene	12.04	10.00	2.77	2.30	11/8/16 20:59
1,2,3-Trichloropropane	U	10.00	U	1.66	11/8/16 20:59
Isopropylbenzene	U	10.00	U	2.03	11/8/16 20:59
1,3,5-Trimethylbenzene	U	10.00	U	2.03	11/8/16 20:59
1,2,4-Trimethylbenzene	U	10.00	U	2.03	11/8/16 20:59
1,3-Dichlorobenzene	U	10.00	U	1.66	11/8/16 20:59
1,4-Dichlorobenzene	U	10.00	U	1.66	11/8/16 20:59
1,2-Dichlorobenzene	U	10.00	U	1.66	11/8/16 20:59
1,2,4-Trichlorobenzene	U	10.00	U	1.35	11/8/16 20:59
Naphthalene	22.73	10.00	4.34	1.91	11/8/16 20:59
1,2,3-Trichlorobenzene	U	10.00	U	1.35	11/8/16 20:59
2-Methylnaphthalene	U	10.00	U	1.72	11/8/16 20:59
SURROGATES					
	Percent Recovery	Limits	Lab File ID		Completed
1,2-DCA-d4	95	70-130	A16110828		11/8/16 20:59
Toluene-d8	104	70-130	A16110828		11/8/16 20:59
Bromofluorobenzene	107	70-130	A16110828		11/8/16 20:59

U = Not detected or below Reporting Limit (RL); J = Estimated value below the RL; E = Measurement exceeded upper calibration range of instrument.

Table 1

Beacon Environmental Services, Inc.
2203A Commerce Road Suite 1
Forest Hill, MD 21050 USA
Analysis by EPA Method TO-17

Client:

Vista GeoScience
 130 Capital Drive, Suite C
 Golden, CO

Lab File ID: A16110830
 Beacon Sample ID: HO199664
 Client ID/Sampling Location: SV-21A
 Date Time Collected: 10/27/16 4:24 PM
 Matrix: Soil Gas
 Dilution Factor: 1.0
 Sample Volume in Liters: 1.00
 Date Received: 11/4/2016
 Analysis Date: 11/8/2016
 Analysis Time: 9:45:00 PM
 Beacon Job Number: 3588

COMPOUNDS	Results ug/m3	LOQ ug/m3	Results ppbv	LOQ ppbv	Completed
Vinyl Chloride	U	10.00	U	3.91	11/8/16 21:45
1,1-Dichloroethene	U	10.00	U	2.52	11/8/16 21:45
1,1,2-Trichlorotrifluoroethane (Fr.113)	U	10.00	U	1.30	11/8/16 21:45
trans-1,2-Dichloroethene	U	10.00	U	2.52	11/8/16 21:45
Methyl-t-butyl ether	U	10.00	U	2.77	11/8/16 21:45
1,1-Dichloroethane	U	10.00	U	2.47	11/8/16 21:45
cis-1,2-Dichloroethene	U	10.00	U	2.52	11/8/16 21:45
Chloroform	U	10.00	U	2.05	11/8/16 21:45
1,2-Dichloroethane	U	10.00	U	2.47	11/8/16 21:45
1,1,1-Trichloroethane	U	10.00	U	1.83	11/8/16 21:45
Carbon Tetrachloride	U	10.00	U	1.59	11/8/16 21:45
Benzene	U	10.00	U	3.13	11/8/16 21:45
Trichloroethene	U	10.00	U	1.86	11/8/16 21:45
1,4-Dioxane	14.72	10.00	4.08	2.77	11/8/16 21:45
1,1,2-Trichloroethane	U	10.00	U	1.83	11/8/16 21:45
Toluene	36.29	10.00	9.63	2.65	11/8/16 21:45
1,2-Dibromoethane (EDB)	U	10.00	U	1.30	11/8/16 21:45
Tetrachloroethene	U	10.00	U	1.47	11/8/16 21:45
1,1,1,2-Tetrachloroethane	U	10.00	U	1.46	11/8/16 21:45
Chlorobenzene	U	10.00	U	2.17	11/8/16 21:45
Ethylbenzene	U	10.00	U	2.30	11/8/16 21:45
p & m-Xylene	U	10.00	U	2.30	11/8/16 21:45
1,1,2,2-Tetrachloroethane	U	10.00	U	1.46	11/8/16 21:45
o-Xylene	U	10.00	U	2.30	11/8/16 21:45
1,2,3-Trichloropropane	U	10.00	U	1.66	11/8/16 21:45
Isopropylbenzene	U	10.00	U	2.03	11/8/16 21:45
1,3,5-Trimethylbenzene	U	10.00	U	2.03	11/8/16 21:45
1,2,4-Trimethylbenzene	U	10.00	U	2.03	11/8/16 21:45
1,3-Dichlorobenzene	949.69 E	10.00	157.95 E	1.66	11/8/16 21:45
1,4-Dichlorobenzene	U	10.00	U	1.66	11/8/16 21:45
1,2-Dichlorobenzene	U	10.00	U	1.66	11/8/16 21:45
1,2,4-Trichlorobenzene	U	10.00	U	1.35	11/8/16 21:45
Naphthalene	U	10.00	U	1.91	11/8/16 21:45
1,2,3-Trichlorobenzene	U	10.00	U	1.35	11/8/16 21:45
2-Methylnaphthalene	U	10.00	U	1.72	11/8/16 21:45
SURROGATES					
	Percent Recovery	Limits	Lab File ID		Completed
1,2-DCA-d4	94	70-130	A16110830		11/8/16 21:45
Toluene-d8	103	70-130	A16110830		11/8/16 21:45
Bromofluorobenzene	107	70-130	A16110830		11/8/16 21:45

U = Not detected or below Reporting Limit (RL); J = Estimated value below the RL.; E = Measurement exceeded upper calibration range of instrument.

Table 1

Beacon Environmental Services, Inc.
2203A Commerce Road Suite 1
Forest Hill, MD 21050 USA
Analysis by EPA Method TO-17

Client:

Vista GeoScience
 130 Capital Drive, Suite C
 Golden, CO

Lab File ID: A16110832
 Beacon Sample ID: HO200288
 Client ID/Sampling Location: SV-23A
 Date Time Collected: 10/27/16 4:57 PM
 Matrix: Soil Gas
 Dilution Factor: 1.0
 Sample Volume in Liters: 1.00
 Date Received: 11/4/2016
 Analysis Date: 11/8/2016
 Analysis Time: 10:31:00 PM
 Beacon Job Number: 3588

COMPOUNDS	Results ug/m3	LOQ ug/m3	Results ppbv	LOQ ppbv	Completed
Vinyl Chloride	U	10.00	U	3.91	11/8/16 22:31
1,1-Dichloroethene	U	10.00	U	2.52	11/8/16 22:31
1,1,2-Trichlorotrifluoroethane (Fr.113)	U	10.00	U	1.30	11/8/16 22:31
trans-1,2-Dichloroethene	U	10.00	U	2.52	11/8/16 22:31
Methyl-t-butyl ether	U	10.00	U	2.77	11/8/16 22:31
1,1-Dichloroethane	U	10.00	U	2.47	11/8/16 22:31
cis-1,2-Dichloroethene	U	10.00	U	2.52	11/8/16 22:31
Chloroform	U	10.00	U	2.05	11/8/16 22:31
1,2-Dichloroethane	U	10.00	U	2.47	11/8/16 22:31
1,1,1-Trichloroethane	U	10.00	U	1.83	11/8/16 22:31
Carbon Tetrachloride	U	10.00	U	1.59	11/8/16 22:31
Benzene	U	10.00	U	3.13	11/8/16 22:31
Trichloroethene	U	10.00	U	1.86	11/8/16 22:31
1,4-Dioxane	15.2	10.00	4.22	2.77	11/8/16 22:31
1,1,2-Trichloroethane	U	10.00	U	1.83	11/8/16 22:31
Toluene	28.15	10.00	7.47	2.65	11/8/16 22:31
1,2-Dibromoethane (EDB)	U	10.00	U	1.30	11/8/16 22:31
Tetrachloroethene	U	10.00	U	1.47	11/8/16 22:31
1,1,1,2-Tetrachloroethane	U	10.00	U	1.46	11/8/16 22:31
Chlorobenzene	U	10.00	U	2.17	11/8/16 22:31
Ethylbenzene	U	10.00	U	2.30	11/8/16 22:31
p & m-Xylene	U	10.00	U	2.30	11/8/16 22:31
1,1,2,2-Tetrachloroethane	U	10.00	U	1.46	11/8/16 22:31
o-Xylene	U	10.00	U	2.30	11/8/16 22:31
1,2,3-Trichloropropane	U	10.00	U	1.66	11/8/16 22:31
Isopropylbenzene	U	10.00	U	2.03	11/8/16 22:31
1,3,5-Trimethylbenzene	U	10.00	U	2.03	11/8/16 22:31
1,2,4-Trimethylbenzene	U	10.00	U	2.03	11/8/16 22:31
1,3-Dichlorobenzene	1,076.85 E	10.00	179.1 E	1.66	11/8/16 22:31
1,4-Dichlorobenzene	U	10.00	U	1.66	11/8/16 22:31
1,2-Dichlorobenzene	U	10.00	U	1.66	11/8/16 22:31
1,2,4-Trichlorobenzene	U	10.00	U	1.35	11/8/16 22:31
Naphthalene	U	10.00	U	1.91	11/8/16 22:31
1,2,3-Trichlorobenzene	U	10.00	U	1.35	11/8/16 22:31
2-Methylnaphthalene	U	10.00	U	1.72	11/8/16 22:31
SURROGATES					
	Percent Recovery	Limits	Lab File ID		Completed
1,2-DCA-d4	95	70-130	A16110832		11/8/16 22:31
Toluene-d8	101	70-130	A16110832		11/8/16 22:31
Bromofluorobenzene	107	70-130	A16110832		11/8/16 22:31

U = Not detected or below Reporting Limit (RL); J = Estimated value below the RL; E = Measurement exceeded upper calibration range of instrument.

Table 1

Beacon Environmental Services, Inc.
2203A Commerce Road Suite 1
Forest Hill, MD 21050 USA
Analysis by EPA Method TO-17

Client:

Vista GeoScience
 130 Capital Drive, Suite C
 Golden, CO

Lab File ID: A16110834
 Beacon Sample ID: 1049249
 Client ID/Sampling Location: SV-27A
 Date Time Collected: 10/27/16 3:55 PM
 Matrix: Soil Gas
 Dilution Factor: 1.0
 Sample Volume in Liters: 1.00
 Date Received: 11/4/2016
 Analysis Date: 11/8/2016
 Analysis Time: 11:18:00 PM
 Beacon Job Number: 3588

COMPOUNDS	Results ug/m3	LOQ ug/m3	Results ppbv	LOQ ppbv	Completed
Vinyl Chloride	U	10.00	U	3.91	11/8/16 23:18
1,1-Dichloroethene	U	10.00	U	2.52	11/8/16 23:18
1,1,2-Trichlorotrifluoroethane (Fr.113)	U	10.00	U	1.30	11/8/16 23:18
trans-1,2-Dichloroethene	U	10.00	U	2.52	11/8/16 23:18
Methyl-t-butyl ether	U	10.00	U	2.77	11/8/16 23:18
1,1-Dichloroethane	U	10.00	U	2.47	11/8/16 23:18
cis-1,2-Dichloroethene	U	10.00	U	2.52	11/8/16 23:18
Chloroform	U	10.00	U	2.05	11/8/16 23:18
1,2-Dichloroethane	U	10.00	U	2.47	11/8/16 23:18
1,1,1-Trichloroethane	U	10.00	U	1.83	11/8/16 23:18
Carbon Tetrachloride	U	10.00	U	1.59	11/8/16 23:18
Benzene	U	10.00	U	3.13	11/8/16 23:18
Trichloroethene	U	10.00	U	1.86	11/8/16 23:18
1,4-Dioxane	U	10.00	U	2.77	11/8/16 23:18
1,1,2-Trichloroethane	U	10.00	U	1.83	11/8/16 23:18
Toluene	45.91	10.00	12.18	2.65	11/8/16 23:18
1,2-Dibromoethane (EDB)	U	10.00	U	1.30	11/8/16 23:18
Tetrachloroethene	U	10.00	U	1.47	11/8/16 23:18
1,1,1,2-Tetrachloroethane	U	10.00	U	1.46	11/8/16 23:18
Chlorobenzene	U	10.00	U	2.17	11/8/16 23:18
Ethylbenzene	U	10.00	U	2.30	11/8/16 23:18
p & m-Xylene	U	10.00	U	2.30	11/8/16 23:18
1,1,2,2-Tetrachloroethane	U	10.00	U	1.46	11/8/16 23:18
o-Xylene	U	10.00	U	2.30	11/8/16 23:18
1,2,3-Trichloropropane	U	10.00	U	1.66	11/8/16 23:18
Isopropylbenzene	U	10.00	U	2.03	11/8/16 23:18
1,3,5-Trimethylbenzene	U	10.00	U	2.03	11/8/16 23:18
1,2,4-Trimethylbenzene	U	10.00	U	2.03	11/8/16 23:18
1,3-Dichlorobenzene	876.94 E	10.00	145.85 E	1.66	11/8/16 23:18
1,4-Dichlorobenzene	U	10.00	U	1.66	11/8/16 23:18
1,2-Dichlorobenzene	U	10.00	U	1.66	11/8/16 23:18
1,2,4-Trichlorobenzene	U	10.00	U	1.35	11/8/16 23:18
Naphthalene	U	10.00	U	1.91	11/8/16 23:18
1,2,3-Trichlorobenzene	U	10.00	U	1.35	11/8/16 23:18
2-Methylnaphthalene	U	10.00	U	1.72	11/8/16 23:18
<hr/>					
SURROGATES	Percent Recovery	Limits	Lab File ID	Completed	
1,2-DCA-d4	95	70-130	A16110834	11/8/16 23:18	
Toluene-d8	104	70-130	A16110834	11/8/16 23:18	
Bromofluorobenzene	107	70-130	A16110834	11/8/16 23:18	

U = Not detected or below Reporting Limit (RL); J = Estimated value below the RL; E = Measurement exceeded upper calibration range of instrument.

Table 1

Beacon Environmental Services, Inc.
2203A Commerce Road Suite 1
Forest Hill, MD 21050 USA
Analysis by EPA Method TO-17

Client:

Vista GeoScience
 130 Capital Drive, Suite C
 Golden, CO

Lab File ID: A16110836
 Beacon Sample ID: 1100863
 Client ID/Sampling Location: SV-28A
 Date Time Collected: 10/27/16 3:26 PM
 Matrix: Soil Gas
 Dilution Factor: 1.0
 Sample Volume in Liters: 1.00
 Date Received: 11/4/2016
 Analysis Date: 11/9/2016
 Analysis Time: 12:07:00 AM
 Beacon Job Number: 3588

COMPOUNDS	Results ug/m3	LOQ ug/m3	Results ppbv	LOQ ppbv	Completed
Vinyl Chloride	U	10.00	U	3.91	11/9/16 0:07
1,1-Dichloroethene	U	10.00	U	2.52	11/9/16 0:07
1,1,2-Trichlorotrifluoroethane (Fr.113)	U	10.00	U	1.30	11/9/16 0:07
trans-1,2-Dichloroethene	U	10.00	U	2.52	11/9/16 0:07
Methyl-t-butyl ether	U	10.00	U	2.77	11/9/16 0:07
1,1-Dichloroethane	U	10.00	U	2.47	11/9/16 0:07
cis-1,2-Dichloroethene	U	10.00	U	2.52	11/9/16 0:07
Chloroform	U	10.00	U	2.05	11/9/16 0:07
1,2-Dichloroethane	U	10.00	U	2.47	11/9/16 0:07
1,1,1-Trichloroethane	U	10.00	U	1.83	11/9/16 0:07
Carbon Tetrachloride	U	10.00	U	1.59	11/9/16 0:07
Benzene	U	10.00	U	3.13	11/9/16 0:07
Trichloroethene	U	10.00	U	1.86	11/9/16 0:07
1,4-Dioxane	U	10.00	U	2.77	11/9/16 0:07
1,1,2-Trichloroethane	U	10.00	U	1.83	11/9/16 0:07
Toluene	47.19	10.00	12.52	2.65	11/9/16 0:07
1,2-Dibromoethane (EDB)	U	10.00	U	1.30	11/9/16 0:07
Tetrachloroethene	U	10.00	U	1.47	11/9/16 0:07
1,1,1,2-Tetrachloroethane	U	10.00	U	1.46	11/9/16 0:07
Chlorobenzene	U	10.00	U	2.17	11/9/16 0:07
Ethylbenzene	U	10.00	U	2.30	11/9/16 0:07
p & m-Xylene	U	10.00	U	2.30	11/9/16 0:07
1,1,2,2-Tetrachloroethane	U	10.00	U	1.46	11/9/16 0:07
o-Xylene	U	10.00	U	2.30	11/9/16 0:07
1,2,3-Trichloropropane	U	10.00	U	1.66	11/9/16 0:07
Isopropylbenzene	U	10.00	U	2.03	11/9/16 0:07
1,3,5-Trimethylbenzene	U	10.00	U	2.03	11/9/16 0:07
1,2,4-Trimethylbenzene	U	10.00	U	2.03	11/9/16 0:07
1,3-Dichlorobenzene	1,179.27 E	10.00	196.13 E	1.66	11/9/16 0:07
1,4-Dichlorobenzene	U	10.00	U	1.66	11/9/16 0:07
1,2-Dichlorobenzene	U	10.00	U	1.66	11/9/16 0:07
1,2,4-Trichlorobenzene	U	10.00	U	1.35	11/9/16 0:07
Naphthalene	U	10.00	U	1.91	11/9/16 0:07
1,2,3-Trichlorobenzene	U	10.00	U	1.35	11/9/16 0:07
2-Methylnaphthalene	U	10.00	U	1.72	11/9/16 0:07
SURROGATES					
	Percent Recovery	Limits	Lab File ID		Completed
1,2-DCA-d4	93	70-130	A16110836		11/9/16 0:07
Toluene-d8	104	70-130	A16110836		11/9/16 0:07
Bromofluorobenzene	107	70-130	A16110836		11/9/16 0:07

U = Not detected or below Reporting Limit (RL); J = Estimated value below the RL; E = Measurement exceeded upper calibration range of instrument.

Table 1

Beacon Environmental Services, Inc.
2203A Commerce Road Suite 1
Forest Hill, MD 21050 USA
Analysis by EPA Method TO-17

Client:

Vista GeoScience
 130 Capital Drive, Suite C
 Golden, CO

Lab File ID: A16110838
 Beacon Sample ID: HO200227
 Client ID/Sampling Location: SV-29A
 Date Time Collected: 10/27/16 3:00 PM
 Matrix: Soil Gas
 Dilution Factor: 1.0
 Sample Volume in Liters: 1.00
 Date Received: 11/4/2016
 Analysis Date: 11/9/2016
 Analysis Time: 12:53:00 AM
 Beacon Job Number: 3588

COMPOUNDS	Results ug/m3	LOQ ug/m3	Results ppbv	LOQ ppbv	Completed
Vinyl Chloride	U	10.00	U	3.91	11/9/16 0:53
1,1-Dichloroethene	U	10.00	U	2.52	11/9/16 0:53
1,1,2-Trichlorotrifluoroethane (Fr.113)	U	10.00	U	1.30	11/9/16 0:53
trans-1,2-Dichloroethene	U	10.00	U	2.52	11/9/16 0:53
Methyl-t-butyl ether	U	10.00	U	2.77	11/9/16 0:53
1,1-Dichloroethane	U	10.00	U	2.47	11/9/16 0:53
cis-1,2-Dichloroethene	U	10.00	U	2.52	11/9/16 0:53
Chloroform	U	10.00	U	2.05	11/9/16 0:53
1,2-Dichloroethane	U	10.00	U	2.47	11/9/16 0:53
1,1,1-Trichloroethane	U	10.00	U	1.83	11/9/16 0:53
Carbon Tetrachloride	U	10.00	U	1.59	11/9/16 0:53
Benzene	U	10.00	U	3.13	11/9/16 0:53
Trichloroethene	U	10.00	U	1.86	11/9/16 0:53
1,4-Dioxane	15.66	10.00	4.35	2.77	11/9/16 0:53
1,1,2-Trichloroethane	U	10.00	U	1.83	11/9/16 0:53
Toluene	56.02	10.00	14.87	2.65	11/9/16 0:53
1,2-Dibromoethane (EDB)	U	10.00	U	1.30	11/9/16 0:53
Tetrachloroethene	U	10.00	U	1.47	11/9/16 0:53
1,1,1,2-Tetrachloroethane	U	10.00	U	1.46	11/9/16 0:53
Chlorobenzene	U	10.00	U	2.17	11/9/16 0:53
Ethylbenzene	U	10.00	U	2.30	11/9/16 0:53
p & m-Xylene	27.0	10.00	6.22	2.30	11/9/16 0:53
1,1,2,2-Tetrachloroethane	U	10.00	U	1.46	11/9/16 0:53
o-Xylene	U	10.00	U	2.30	11/9/16 0:53
1,2,3-Trichloropropane	U	10.00	U	1.66	11/9/16 0:53
Isopropylbenzene	U	10.00	U	2.03	11/9/16 0:53
1,3,5-Trimethylbenzene	U	10.00	U	2.03	11/9/16 0:53
1,2,4-Trimethylbenzene	U	10.00	U	2.03	11/9/16 0:53
1,3-Dichlorobenzene	10.06	10.00	1.67	1.66	11/9/16 0:53
1,4-Dichlorobenzene	U	10.00	U	1.66	11/9/16 0:53
1,2-Dichlorobenzene	U	10.00	U	1.66	11/9/16 0:53
1,2,4-Trichlorobenzene	U	10.00	U	1.35	11/9/16 0:53
Naphthalene	19.48	10.00	3.72	1.91	11/9/16 0:53
1,2,3-Trichlorobenzene	U	10.00	U	1.35	11/9/16 0:53
2-Methylnaphthalene	U	10.00	U	1.72	11/9/16 0:53
SURROGATES					
	Percent Recovery	Limits	Lab File ID		Completed
1,2-DCA-d4	94	70-130	A16110838		11/9/16 0:53
Toluene-d8	103	70-130	A16110838		11/9/16 0:53
Bromofluorobenzene	108	70-130	A16110838		11/9/16 0:53

U = Not detected or below Reporting Limit (RL); J = Estimated value below the RL; E = Measurement exceeded upper calibration range of instrument.

Table 1

Beacon Environmental Services, Inc.
2203A Commerce Road Suite 1
Forest Hill, MD 21050 USA
Analysis by EPA Method TO-17

Client:

Vista GeoScience
 130 Capital Drive, Suite C
 Golden, CO

Lab File ID: A16110840
 Beacon Sample ID: GO167057
 Client ID/Sampling Location: SV-30A
 Date Time Collected: 10/27/16 2:35 PM
 Matrix: Soil Gas
 Dilution Factor: 1.0
 Sample Volume in Liters: 1.00
 Date Received: 11/4/2016
 Analysis Date: 11/9/2016
 Analysis Time: 1:39:00 AM
 Beacon Job Number: 3588

COMPOUNDS	Results ug/m3	LOQ ug/m3	Results ppbv	LOQ ppbv	Completed
Vinyl Chloride	U	10.00	U	3.91	11/9/16 1:39
1,1-Dichloroethene	U	10.00	U	2.52	11/9/16 1:39
1,1,2-Trichlorotrifluoroethane (Fr.113)	U	10.00	U	1.30	11/9/16 1:39
trans-1,2-Dichloroethene	U	10.00	U	2.52	11/9/16 1:39
Methyl-t-butyl ether	U	10.00	U	2.77	11/9/16 1:39
1,1-Dichloroethane	U	10.00	U	2.47	11/9/16 1:39
cis-1,2-Dichloroethene	U	10.00	U	2.52	11/9/16 1:39
Chloroform	U	10.00	U	2.05	11/9/16 1:39
1,2-Dichloroethane	U	10.00	U	2.47	11/9/16 1:39
1,1,1-Trichloroethane	U	10.00	U	1.83	11/9/16 1:39
Carbon Tetrachloride	U	10.00	U	1.59	11/9/16 1:39
Benzene	U	10.00	U	3.13	11/9/16 1:39
Trichloroethene	U	10.00	U	1.86	11/9/16 1:39
1,4-Dioxane	11.0	10.00	3.05	2.77	11/9/16 1:39
1,1,2-Trichloroethane	U	10.00	U	1.83	11/9/16 1:39
Toluene	42.76	10.00	11.35	2.65	11/9/16 1:39
1,2-Dibromoethane (EDB)	U	10.00	U	1.30	11/9/16 1:39
Tetrachloroethene	U	10.00	U	1.47	11/9/16 1:39
1,1,1,2-Tetrachloroethane	U	10.00	U	1.46	11/9/16 1:39
Chlorobenzene	U	10.00	U	2.17	11/9/16 1:39
Ethylbenzene	U	10.00	U	2.30	11/9/16 1:39
p & m-Xylene	23.3	10.00	5.37	2.30	11/9/16 1:39
1,1,2,2-Tetrachloroethane	U	10.00	U	1.46	11/9/16 1:39
o-Xylene	U	10.00	U	2.30	11/9/16 1:39
1,2,3-Trichloropropane	U	10.00	U	1.66	11/9/16 1:39
Isopropylbenzene	U	10.00	U	2.03	11/9/16 1:39
1,3,5-Trimethylbenzene	U	10.00	U	2.03	11/9/16 1:39
1,2,4-Trimethylbenzene	U	10.00	U	2.03	11/9/16 1:39
1,3-Dichlorobenzene	U	10.00	U	1.66	11/9/16 1:39
1,4-Dichlorobenzene	U	10.00	U	1.66	11/9/16 1:39
1,2-Dichlorobenzene	U	10.00	U	1.66	11/9/16 1:39
1,2,4-Trichlorobenzene	U	10.00	U	1.35	11/9/16 1:39
Naphthalene	13.26	10.00	2.53	1.91	11/9/16 1:39
1,2,3-Trichlorobenzene	U	10.00	U	1.35	11/9/16 1:39
2-Methylnaphthalene	U	10.00	U	1.72	11/9/16 1:39
SURROGATES	Percent Recovery	Limits	Lab File ID		Completed
1,2-DCA-d4	93	70-130	A16110840		11/9/16 1:39
Toluene-d8	103	70-130	A16110840		11/9/16 1:39
Bromofluorobenzene	107	70-130	A16110840		11/9/16 1:39

U = Not detected or below Reporting Limit (RL); J = Estimated value below the RL; E = Measurement exceeded upper calibration range of instrument.

Table 1

Beacon Environmental Services, Inc.
2203A Commerce Road Suite 1
Forest Hill, MD 21050 USA
Analysis by EPA Method TO-17

Client:

Vista GeoScience
 130 Capital Drive, Suite C
 Golden, CO

Lab File ID: A16110842
 Beacon Sample ID: HO200236
 Client ID/Sampling Location: SV-31A
 Date Time Collected: 10/27/16 2:03 PM
 Matrix: Soil Gas
 Dilution Factor: 1.0
 Sample Volume in Liters: 1.00
 Date Received: 11/4/2016
 Analysis Date: 11/9/2016
 Analysis Time: 2:26:00 AM
 Beacon Job Number: 3588

COMPOUNDS	Results ug/m3	LOQ ug/m3	Results ppbv	LOQ ppbv	Completed
Vinyl Chloride	U	10.00	U	3.91	11/9/16 2:26
1,1-Dichloroethene	U	10.00	U	2.52	11/9/16 2:26
1,1,2-Trichlorotrifluoroethane (Fr.113)	U	10.00	U	1.30	11/9/16 2:26
trans-1,2-Dichloroethene	U	10.00	U	2.52	11/9/16 2:26
Methyl-t-butyl ether	U	10.00	U	2.77	11/9/16 2:26
1,1-Dichloroethane	U	10.00	U	2.47	11/9/16 2:26
cis-1,2-Dichloroethene	U	10.00	U	2.52	11/9/16 2:26
Chloroform	U	10.00	U	2.05	11/9/16 2:26
1,2-Dichloroethane	U	10.00	U	2.47	11/9/16 2:26
1,1,1-Trichloroethane	U	10.00	U	1.83	11/9/16 2:26
Carbon Tetrachloride	U	10.00	U	1.59	11/9/16 2:26
Benzene	U	10.00	U	3.13	11/9/16 2:26
Trichloroethene	U	10.00	U	1.86	11/9/16 2:26
1,4-Dioxane	20.36	10.00	5.65	2.77	11/9/16 2:26
1,1,2-Trichloroethane	U	10.00	U	1.83	11/9/16 2:26
Toluene	40.32	10.00	10.7	2.65	11/9/16 2:26
1,2-Dibromoethane (EDB)	U	10.00	U	1.30	11/9/16 2:26
Tetrachloroethene	U	10.00	U	1.47	11/9/16 2:26
1,1,1,2-Tetrachloroethane	U	10.00	U	1.46	11/9/16 2:26
Chlorobenzene	U	10.00	U	2.17	11/9/16 2:26
Ethylbenzene	U	10.00	U	2.30	11/9/16 2:26
p & m-Xylene	20.18	10.00	4.65	2.30	11/9/16 2:26
1,1,2,2-Tetrachloroethane	U	10.00	U	1.46	11/9/16 2:26
o-Xylene	U	10.00	U	2.30	11/9/16 2:26
1,2,3-Trichloropropane	U	10.00	U	1.66	11/9/16 2:26
Isopropylbenzene	U	10.00	U	2.03	11/9/16 2:26
1,3,5-Trimethylbenzene	U	10.00	U	2.03	11/9/16 2:26
1,2,4-Trimethylbenzene	U	10.00	U	2.03	11/9/16 2:26
1,3-Dichlorobenzene	U	10.00	U	1.66	11/9/16 2:26
1,4-Dichlorobenzene	U	10.00	U	1.66	11/9/16 2:26
1,2-Dichlorobenzene	U	10.00	U	1.66	11/9/16 2:26
1,2,4-Trichlorobenzene	U	10.00	U	1.35	11/9/16 2:26
Naphthalene	12.89	10.00	2.46	1.91	11/9/16 2:26
1,2,3-Trichlorobenzene	U	10.00	U	1.35	11/9/16 2:26
2-Methylnaphthalene	U	10.00	U	1.72	11/9/16 2:26
SURROGATES	Percent Recovery	Limits	Lab File ID		Completed
1,2-DCA-d4	92	70-130	A16110842		11/9/16 2:26
Toluene-d8	103	70-130	A16110842		11/9/16 2:26
Bromofluorobenzene	108	70-130	A16110842		11/9/16 2:26

U = Not detected or below Reporting Limit (RL); J = Estimated value below the RL.; E = Measurement exceeded upper calibration range of instrument.

Table 1

Beacon Environmental Services, Inc.
2203A Commerce Road Suite 1
Forest Hill, MD 21050 USA
Analysis by EPA Method TO-17

Client:

Vista GeoScience
 130 Capital Drive, Suite C
 Golden, CO

Lab File ID: A16110844
 Beacon Sample ID: GO164954
 Client ID/Sampling Location: SV-32A
 Date Time Collected: 10/27/16 1:36 PM
 Matrix: Soil Gas
 Dilution Factor: 1.0
 Sample Volume in Liters: 1.00
 Date Received: 11/4/2016
 Analysis Date: 11/9/2016
 Analysis Time: 3:13:00 AM
 Beacon Job Number: 3588

COMPOUNDS	Results ug/m3	LOQ ug/m3	Results ppbv	LOQ ppbv	Completed
Vinyl Chloride	U	10.00	U	3.91	11/9/16 3:13
1,1-Dichloroethene	U	10.00	U	2.52	11/9/16 3:13
1,1,2-Trichlorotrifluoroethane (Fr.113)	U	10.00	U	1.30	11/9/16 3:13
trans-1,2-Dichloroethene	U	10.00	U	2.52	11/9/16 3:13
Methyl-t-butyl ether	U	10.00	U	2.77	11/9/16 3:13
1,1-Dichloroethane	U	10.00	U	2.47	11/9/16 3:13
cis-1,2-Dichloroethene	U	10.00	U	2.52	11/9/16 3:13
Chloroform	U	10.00	U	2.05	11/9/16 3:13
1,2-Dichloroethane	U	10.00	U	2.47	11/9/16 3:13
1,1,1-Trichloroethane	U	10.00	U	1.83	11/9/16 3:13
Carbon Tetrachloride	U	10.00	U	1.59	11/9/16 3:13
Benzene	U	10.00	U	3.13	11/9/16 3:13
Trichloroethene	U	10.00	U	1.86	11/9/16 3:13
1,4-Dioxane	13.64	10.00	3.79	2.77	11/9/16 3:13
1,1,2-Trichloroethane	U	10.00	U	1.83	11/9/16 3:13
Toluene	48.76	10.00	12.94	2.65	11/9/16 3:13
1,2-Dibromoethane (EDB)	U	10.00	U	1.30	11/9/16 3:13
Tetrachloroethene	U	10.00	U	1.47	11/9/16 3:13
1,1,1,2-Tetrachloroethane	U	10.00	U	1.46	11/9/16 3:13
Chlorobenzene	U	10.00	U	2.17	11/9/16 3:13
Ethylbenzene	U	10.00	U	2.30	11/9/16 3:13
p & m-Xylene	22.89	10.00	5.27	2.30	11/9/16 3:13
1,1,2,2-Tetrachloroethane	U	10.00	U	1.46	11/9/16 3:13
o-Xylene	U	10.00	U	2.30	11/9/16 3:13
1,2,3-Trichloropropane	U	10.00	U	1.66	11/9/16 3:13
Isopropylbenzene	U	10.00	U	2.03	11/9/16 3:13
1,3,5-Trimethylbenzene	U	10.00	U	2.03	11/9/16 3:13
1,2,4-Trimethylbenzene	U	10.00	U	2.03	11/9/16 3:13
1,3-Dichlorobenzene	U	10.00	U	1.66	11/9/16 3:13
1,4-Dichlorobenzene	U	10.00	U	1.66	11/9/16 3:13
1,2-Dichlorobenzene	U	10.00	U	1.66	11/9/16 3:13
1,2,4-Trichlorobenzene	U	10.00	U	1.35	11/9/16 3:13
Naphthalene	12.38	10.00	2.36	1.91	11/9/16 3:13
1,2,3-Trichlorobenzene	U	10.00	U	1.35	11/9/16 3:13
2-Methylnaphthalene	U	10.00	U	1.72	11/9/16 3:13
SURROGATES	Percent Recovery	Limits	Lab File ID		Completed
1,2-DCA-d4	93	70-130	A16110844		11/9/16 3:13
Toluene-d8	103	70-130	A16110844		11/9/16 3:13
Bromofluorobenzene	108	70-130	A16110844		11/9/16 3:13

U = Not detected or below Reporting Limit (RL); J = Estimated value below the RL; E = Measurement exceeded upper calibration range of instrument.

Table 1

Beacon Environmental Services, Inc.
2203A Commerce Road Suite 1
Forest Hill, MD 21050 USA
Analysis by EPA Method TO-17

Client:

Vista GeoScience
 130 Capital Drive, Suite C
 Golden, CO

Lab File ID: A16110903
 Beacon Sample ID: LCS_161109a
 Client ID/Sampling Location:
 Date Time Collected:
 Matrix:
 Dilution Factor: 1.0
 Sample Volume in Liters: 1.00
 Date Received:
 Analysis Date: 11/9/2016
 Analysis Time: 12:07:00 PM
 Beacon Job Number:

	Results	Units	Completed	Limits
COMPOUNDS				
Vinyl Chloride	92%	%REC	11/9/16 12:07	80-120
1,1-Dichloroethene	100%	%REC	11/9/16 12:07	80-120
1,1,2-Trichlorotrifluoroethane (Fr.113)	83%	%REC	11/9/16 12:07	80-120
trans-1,2-Dichloroethene	103%	%REC	11/9/16 12:07	80-120
Methyl-t-butyl ether	89%	%REC	11/9/16 12:07	80-120
1,1-Dichloroethane	102%	%REC	11/9/16 12:07	80-120
cis-1,2-Dichloroethene	104%	%REC	11/9/16 12:07	80-120
Chloroform	101%	%REC	11/9/16 12:07	80-120
1,2-Dichloroethane	98%	%REC	11/9/16 12:07	80-120
1,1,1-Trichloroethane	91%	%REC	11/9/16 12:07	80-120
Carbon Tetrachloride	93%	%REC	11/9/16 12:07	80-120
Benzene	98%	%REC	11/9/16 12:07	80-120
Trichloroethene	105%	%REC	11/9/16 12:07	80-120
1,4-Dioxane	106%	%REC	11/9/16 12:07	80-120
1,1,2-Trichloroethane	105%	%REC	11/9/16 12:07	80-120
Toluene	114%	%REC	11/9/16 12:07	80-120
1,2-Dibromoethane (EDB)	111%	%REC	11/9/16 12:07	80-120
Tetrachloroethene	94%	%REC	11/9/16 12:07	80-120
1,1,1,2-Tetrachloroethane	99%	%REC	11/9/16 12:07	80-120
Chlorobenzene	100%	%REC	11/9/16 12:07	80-120
Ethylbenzene	103%	%REC	11/9/16 12:07	80-120
p & m-Xylene	105%	%REC	11/9/16 12:07	80-120
1,1,2,2-Tetrachloroethane	97%	%REC	11/9/16 12:07	80-120
o-Xylene	99%	%REC	11/9/16 12:07	80-120
1,2,3-Trichloropropane	95%	%REC	11/9/16 12:07	80-120
Isopropylbenzene	98%	%REC	11/9/16 12:07	80-120
1,3,5-Trimethylbenzene	111%	%REC	11/9/16 12:07	80-120
1,2,4-Trimethylbenzene	102%	%REC	11/9/16 12:07	80-120
1,3-Dichlorobenzene	104%	%REC	11/9/16 12:07	80-120
1,4-Dichlorobenzene	101%	%REC	11/9/16 12:07	80-120
1,2-Dichlorobenzene	105%	%REC	11/9/16 12:07	80-120
1,2,4-Trichlorobenzene	112%	%REC	11/9/16 12:07	80-120
Naphthalene	109%	%REC	11/9/16 12:07	80-120
1,2,3-Trichlorobenzene	109%	%REC	11/9/16 12:07	80-120
2-Methylnaphthalene	99%	%REC	11/9/16 12:07	80-120
SURROGATES				
	Percent Recovery	Limits	Completed	Lab File ID
1,2-DCA-d4	105	70-130	11/9/16 12:07	A16110903
Toluene-d8	109	70-130	11/9/16 12:07	A16110903
Bromofluorobenzene	109	70-130	11/9/16 12:07	A16110903

U = Not detected or below Reporting Limit (RL); J = Estimated value below the RL; E = Measurement exceeded upper calibration range of instrument.

Table 1

Beacon Environmental Services, Inc.
2203A Commerce Road Suite 1
Forest Hill, MD 21050 USA
Analysis by EPA Method TO-17

Client:

Vista GeoScience
 130 Capital Drive, Suite C
 Golden, CO

Lab File ID: A16110904
 Beacon Sample ID: LB_161109a
 Client ID/Sampling Location:
 Date Time Collected:
 Matrix:
 Dilution Factor: 1.0
 Sample Volume in Liters: 1.00
 Date Received:
 Analysis Date: 11/9/2016
 Analysis Time: 12:31:00 PM
 Beacon Job Number:

COMPOUNDS	Results ug/m3	LOQ ug/m3	Results ppbv	LOQ ppbv	Completed
Vinyl Chloride	U	10.00	U	3.91	11/9/16 12:31
1,1-Dichloroethene	U	10.00	U	2.52	11/9/16 12:31
1,1,2-Trichlorotrifluoroethane (Fr.113)	U	10.00	U	1.30	11/9/16 12:31
trans-1,2-Dichloroethene	U	10.00	U	2.52	11/9/16 12:31
Methyl-t-butyl ether	U	10.00	U	2.77	11/9/16 12:31
1,1-Dichloroethane	U	10.00	U	2.47	11/9/16 12:31
cis-1,2-Dichloroethene	U	10.00	U	2.52	11/9/16 12:31
Chloroform	U	10.00	U	2.05	11/9/16 12:31
1,2-Dichloroethane	U	10.00	U	2.47	11/9/16 12:31
1,1,1-Trichloroethane	U	10.00	U	1.83	11/9/16 12:31
Carbon Tetrachloride	U	10.00	U	1.59	11/9/16 12:31
Benzene	U	10.00	U	3.13	11/9/16 12:31
Trichloroethene	U	10.00	U	1.86	11/9/16 12:31
1,4-Dioxane	U	10.00	U	2.77	11/9/16 12:31
1,1,2-Trichloroethane	U	10.00	U	1.83	11/9/16 12:31
Toluene	U	10.00	U	2.65	11/9/16 12:31
1,2-Dibromoethane (EDB)	U	10.00	U	1.30	11/9/16 12:31
Tetrachloroethene	U	10.00	U	1.47	11/9/16 12:31
1,1,1,2-Tetrachloroethane	U	10.00	U	1.46	11/9/16 12:31
Chlorobenzene	U	10.00	U	2.17	11/9/16 12:31
Ethylbenzene	U	10.00	U	2.30	11/9/16 12:31
p & m-Xylene	U	10.00	U	2.30	11/9/16 12:31
1,1,2,2-Tetrachloroethane	U	10.00	U	1.46	11/9/16 12:31
o-Xylene	U	10.00	U	2.30	11/9/16 12:31
1,2,3-Trichloropropane	U	10.00	U	1.66	11/9/16 12:31
Isopropylbenzene	U	10.00	U	2.03	11/9/16 12:31
1,3,5-Trimethylbenzene	U	10.00	U	2.03	11/9/16 12:31
1,2,4-Trimethylbenzene	U	10.00	U	2.03	11/9/16 12:31
1,3-Dichlorobenzene	U	10.00	U	1.66	11/9/16 12:31
1,4-Dichlorobenzene	U	10.00	U	1.66	11/9/16 12:31
1,2-Dichlorobenzene	U	10.00	U	1.66	11/9/16 12:31
1,2,4-Trichlorobenzene	U	10.00	U	1.35	11/9/16 12:31
Naphthalene	U	10.00	U	1.91	11/9/16 12:31
1,2,3-Trichlorobenzene	U	10.00	U	1.35	11/9/16 12:31
2-Methylnaphthalene	U	10.00	U	1.72	11/9/16 12:31
SURROGATES	Percent Recovery	Limits	Lab File ID	Completed	
1,2-DCA-d4	102	70-130	A16110904	11/9/16 12:31	
Toluene-d8	106	70-130	A16110904	11/9/16 12:31	
Bromofluorobenzene	101	70-130	A16110904	11/9/16 12:31	

U = Not detected or below Reporting Limit (RL); J = Estimated value below the RL; E = Measurement exceeded upper calibration range of instrument.

Table 1

Beacon Environmental Services, Inc.
2203A Commerce Road Suite 1
Forest Hill, MD 21050 USA
Analysis by EPA Method TO-17

Client:

Vista GeoScience
 130 Capital Drive, Suite C
 Golden, CO

Lab File ID: A16110905
 Beacon Sample ID: LCSD_161109a
 Client ID/Sampling Location:
 Date Time Collected:
 Matrix:
 Dilution Factor: 1.0
 Sample Volume in Liters: 1.00
 Date Received:
 Analysis Date: 11/9/2016
 Analysis Time: 12:54:00 PM
 Beacon Job Number:

	Results	Units	Completed	Limits
COMPOUNDS				
Vinyl Chloride	89%	%REC	11/9/16 12:54	70-130
1,1-Dichloroethene	90%	%REC	11/9/16 12:54	70-130
1,1,2-Trichlorotrifluoroethane (Fr.113)	74%	%REC	11/9/16 12:54	70-130
trans-1,2-Dichloroethene	103%	%REC	11/9/16 12:54	70-130
Methyl-t-butyl ether	86%	%REC	11/9/16 12:54	70-130
1,1-Dichloroethane	106%	%REC	11/9/16 12:54	70-130
cis-1,2-Dichloroethene	104%	%REC	11/9/16 12:54	70-130
Chloroform	104%	%REC	11/9/16 12:54	70-130
1,2-Dichloroethane	97%	%REC	11/9/16 12:54	70-130
1,1,1-Trichloroethane	89%	%REC	11/9/16 12:54	70-130
Carbon Tetrachloride	89%	%REC	11/9/16 12:54	70-130
Benzene	100%	%REC	11/9/16 12:54	70-130
Trichloroethene	106%	%REC	11/9/16 12:54	70-130
1,4-Dioxane	108%	%REC	11/9/16 12:54	70-130
1,1,2-Trichloroethane	106%	%REC	11/9/16 12:54	70-130
Toluene	108%	%REC	11/9/16 12:54	70-130
1,2-Dibromoethane (EDB)	111%	%REC	11/9/16 12:54	70-130
Tetrachloroethene	97%	%REC	11/9/16 12:54	70-130
1,1,1,2-Tetrachloroethane	100%	%REC	11/9/16 12:54	70-130
Chlorobenzene	102%	%REC	11/9/16 12:54	70-130
Ethylbenzene	100%	%REC	11/9/16 12:54	70-130
p & m-Xylene	99%	%REC	11/9/16 12:54	70-130
1,1,2,2-Tetrachloroethane	100%	%REC	11/9/16 12:54	70-130
o-Xylene	97%	%REC	11/9/16 12:54	70-130
1,2,3-Trichloropropane	97%	%REC	11/9/16 12:54	70-130
Isopropylbenzene	98%	%REC	11/9/16 12:54	70-130
1,3,5-Trimethylbenzene	108%	%REC	11/9/16 12:54	70-130
1,2,4-Trimethylbenzene	99%	%REC	11/9/16 12:54	70-130
1,3-Dichlorobenzene	102%	%REC	11/9/16 12:54	70-130
1,4-Dichlorobenzene	104%	%REC	11/9/16 12:54	70-130
1,2-Dichlorobenzene	103%	%REC	11/9/16 12:54	70-130
1,2,4-Trichlorobenzene	111%	%REC	11/9/16 12:54	70-130
Naphthalene	106%	%REC	11/9/16 12:54	70-130
1,2,3-Trichlorobenzene	104%	%REC	11/9/16 12:54	70-130
2-Methylnaphthalene	98%	%REC	11/9/16 12:54	70-130
SURROGATES				
	Percent Recovery	Limits	Completed	Lab File ID
1,2-DCA-d4	99	70-130	11/9/16 12:54	A16110905
Toluene-d8	110	70-130	11/9/16 12:54	A16110905
Bromofluorobenzene	104	70-130	11/9/16 12:54	A16110905

U = Not detected or below Reporting Limit (RL); J = Estimated value below the RL; E = Measurement exceeded upper calibration range of instrument.

Table 1

Beacon Environmental Services, Inc.
2203A Commerce Road Suite 1
Forest Hill, MD 21050 USA
Analysis by EPA Method TO-17

Client:

Vista GeoScience
 130 Capital Drive, Suite C
 Golden, CO

Lab File ID: A16110906
 Beacon Sample ID: H0199658
 Client ID/Sampling Location: SV-08-04
 Date Time Collected: 10/31/16 4:14 PM
 Matrix: Soil Gas
 Dilution Factor: 1.0
 Sample Volume in Liters: 1.00
 Date Received: 11/8/2016
 Analysis Date: 11/9/2016
 Analysis Time: 1:19:00 PM
 Beacon Job Number: 3588B

COMPOUNDS	Results ug/m3	LOQ ug/m3	Results ppbv	LOQ ppbv	Completed
Vinyl Chloride	U	10.00	U	3.91	11/9/16 13:19
1,1-Dichloroethene	U	10.00	U	2.52	11/9/16 13:19
1,1,2-Trichlorotrifluoroethane (Fr.113)	U	10.00	U	1.30	11/9/16 13:19
trans-1,2-Dichloroethene	U	10.00	U	2.52	11/9/16 13:19
Methyl-t-butyl ether	U	10.00	U	2.77	11/9/16 13:19
1,1-Dichloroethane	U	10.00	U	2.47	11/9/16 13:19
cis-1,2-Dichloroethene	U	10.00	U	2.52	11/9/16 13:19
Chloroform	U	10.00	U	2.05	11/9/16 13:19
1,2-Dichloroethane	U	10.00	U	2.47	11/9/16 13:19
1,1,1-Trichloroethane	13.15	10.00	2.41	1.83	11/9/16 13:19
Carbon Tetrachloride	U	10.00	U	1.59	11/9/16 13:19
Benzene	10.57	10.00	3.31	3.13	11/9/16 13:19
Trichloroethene	U	10.00	U	1.86	11/9/16 13:19
1,4-Dioxane	15.33	10.00	4.25	2.77	11/9/16 13:19
1,1,2-Trichloroethane	U	10.00	U	1.83	11/9/16 13:19
Toluene	57.07	10.00	15.15	2.65	11/9/16 13:19
1,2-Dibromoethane (EDB)	U	10.00	U	1.30	11/9/16 13:19
Tetrachloroethene	U	10.00	U	1.47	11/9/16 13:19
1,1,1,2-Tetrachloroethane	U	10.00	U	1.46	11/9/16 13:19
Chlorobenzene	U	10.00	U	2.17	11/9/16 13:19
Ethylbenzene	U	10.00	U	2.30	11/9/16 13:19
p & m-Xylene	11.15	10.00	2.57	2.30	11/9/16 13:19
1,1,2,2-Tetrachloroethane	U	10.00	U	1.46	11/9/16 13:19
o-Xylene	U	10.00	U	2.30	11/9/16 13:19
1,2,3-Trichloropropane	U	10.00	U	1.66	11/9/16 13:19
Isopropylbenzene	U	10.00	U	2.03	11/9/16 13:19
1,3,5-Trimethylbenzene	U	10.00	U	2.03	11/9/16 13:19
1,2,4-Trimethylbenzene	U	10.00	U	2.03	11/9/16 13:19
1,3-Dichlorobenzene	108.32	10.00	18.02	1.66	11/9/16 13:19
1,4-Dichlorobenzene	U	10.00	U	1.66	11/9/16 13:19
1,2-Dichlorobenzene	U	10.00	U	1.66	11/9/16 13:19
1,2,4-Trichlorobenzene	U	10.00	U	1.35	11/9/16 13:19
Naphthalene	U	10.00	U	1.91	11/9/16 13:19
1,2,3-Trichlorobenzene	U	10.00	U	1.35	11/9/16 13:19
2-Methylnaphthalene	U	10.00	U	1.72	11/9/16 13:19
SURROGATES					
	Percent Recovery	Limits	Lab File ID		Completed
1,2-DCA-d4	99	70-130	A16110906		11/9/16 13:19
Toluene-d8	103	70-130	A16110906		11/9/16 13:19
Bromofluorobenzene	108	70-130	A16110906		11/9/16 13:19

U = Not detected or below Reporting Limit (RL); J = Estimated value below the RL; E = Measurement exceeded upper calibration range of instrument.

Table 1

Beacon Environmental Services, Inc.
2203A Commerce Road Suite 1
Forest Hill, MD 21050 USA
Analysis by EPA Method TO-17

Client:

Vista GeoScience
 130 Capital Drive, Suite C
 Golden, CO

Lab File ID: A16110908
 Beacon Sample ID: H0199622
 Client ID/Sampling Location: SV-08-03
 Date Time Collected: 10/31/16 4:52 PM
 Matrix: Soil Gas
 Dilution Factor: 1.0
 Sample Volume in Liters: 1.00
 Date Received: 11/8/2016
 Analysis Date: 11/9/2016
 Analysis Time: 2:09:00 PM
 Beacon Job Number: 3588B

COMPOUNDS	Results ug/m3	LOQ ug/m3	Results ppbv	LOQ ppbv	Completed
Vinyl Chloride	U	10.00	U	3.91	11/9/16 14:09
1,1-Dichloroethene	U	10.00	U	2.52	11/9/16 14:09
1,1,2-Trichlorotrifluoroethane (Fr.113)	U	10.00	U	1.30	11/9/16 14:09
trans-1,2-Dichloroethene	U	10.00	U	2.52	11/9/16 14:09
Methyl-t-butyl ether	U	10.00	U	2.77	11/9/16 14:09
1,1-Dichloroethane	U	10.00	U	2.47	11/9/16 14:09
cis-1,2-Dichloroethene	U	10.00	U	2.52	11/9/16 14:09
Chloroform	U	10.00	U	2.05	11/9/16 14:09
1,2-Dichloroethane	U	10.00	U	2.47	11/9/16 14:09
1,1,1-Trichloroethane	16.02	10.00	2.94	1.83	11/9/16 14:09
Carbon Tetrachloride	U	10.00	U	1.59	11/9/16 14:09
Benzene	10.18	10.00	3.19	3.13	11/9/16 14:09
Trichloroethene	U	10.00	U	1.86	11/9/16 14:09
1,4-Dioxane	12.82	10.00	3.56	2.77	11/9/16 14:09
1,1,2-Trichloroethane	U	10.00	U	1.83	11/9/16 14:09
Toluene	52.86	10.00	14.03	2.65	11/9/16 14:09
1,2-Dibromoethane (EDB)	U	10.00	U	1.30	11/9/16 14:09
Tetrachloroethene	U	10.00	U	1.47	11/9/16 14:09
1,1,1,2-Tetrachloroethane	U	10.00	U	1.46	11/9/16 14:09
Chlorobenzene	U	10.00	U	2.17	11/9/16 14:09
Ethylbenzene	U	10.00	U	2.30	11/9/16 14:09
p & m-Xylene	U	10.00	U	2.30	11/9/16 14:09
1,1,2,2-Tetrachloroethane	U	10.00	U	1.46	11/9/16 14:09
o-Xylene	U	10.00	U	2.30	11/9/16 14:09
1,2,3-Trichloropropane	U	10.00	U	1.66	11/9/16 14:09
Isopropylbenzene	U	10.00	U	2.03	11/9/16 14:09
1,3,5-Trimethylbenzene	U	10.00	U	2.03	11/9/16 14:09
1,2,4-Trimethylbenzene	U	10.00	U	2.03	11/9/16 14:09
1,3-Dichlorobenzene	1,207.58 E	10.00	200.84 E	1.66	11/9/16 14:09
1,4-Dichlorobenzene	U	10.00	U	1.66	11/9/16 14:09
1,2-Dichlorobenzene	U	10.00	U	1.66	11/9/16 14:09
1,2,4-Trichlorobenzene	U	10.00	U	1.35	11/9/16 14:09
Naphthalene	U	10.00	U	1.91	11/9/16 14:09
1,2,3-Trichlorobenzene	U	10.00	U	1.35	11/9/16 14:09
2-Methylnaphthalene	U	10.00	U	1.72	11/9/16 14:09
SURROGATES					
	Percent Recovery	Limits	Lab File ID		Completed
1,2-DCA-d4	97	70-130	A16110908		11/9/16 14:09
Toluene-d8	105	70-130	A16110908		11/9/16 14:09
Bromofluorobenzene	105	70-130	A16110908		11/9/16 14:09

U = Not detected or below Reporting Limit (RL); J = Estimated value below the RL; E = Measurement exceeded upper calibration range of instrument.

Table 1

Beacon Environmental Services, Inc.
2203A Commerce Road Suite 1
Forest Hill, MD 21050 USA
Analysis by EPA Method TO-17

Client:

Vista GeoScience
 130 Capital Drive, Suite C
 Golden, CO

Lab File ID: A16110910
 Beacon Sample ID: H0238242
 Client ID/Sampling Location: SV-07-01
 Date Time Collected: 11/2/16 11:35 AM
 Matrix: Soil Gas
 Dilution Factor: 1.0
 Sample Volume in Liters: 1.00
 Date Received: 11/8/2016
 Analysis Date: 11/9/2016
 Analysis Time: 2:56:00 PM
 Beacon Job Number: 3588B

COMPOUNDS	Results ug/m3	LOQ ug/m3	Results ppbv	LOQ ppbv	Completed
Vinyl Chloride	U	10.00	U	3.91	11/9/16 14:56
1,1-Dichloroethene	U	10.00	U	2.52	11/9/16 14:56
1,1,2-Trichlorotrifluoroethane (Fr.113)	U	10.00	U	1.30	11/9/16 14:56
trans-1,2-Dichloroethene	U	10.00	U	2.52	11/9/16 14:56
Methyl-t-butyl ether	U	10.00	U	2.77	11/9/16 14:56
1,1-Dichloroethane	U	10.00	U	2.47	11/9/16 14:56
cis-1,2-Dichloroethene	U	10.00	U	2.52	11/9/16 14:56
Chloroform	U	10.00	U	2.05	11/9/16 14:56
1,2-Dichloroethane	U	10.00	U	2.47	11/9/16 14:56
1,1,1-Trichloroethane	U	10.00	U	1.83	11/9/16 14:56
Carbon Tetrachloride	U	10.00	U	1.59	11/9/16 14:56
Benzene	U	10.00	U	3.13	11/9/16 14:56
Trichloroethene	U	10.00	U	1.86	11/9/16 14:56
1,4-Dioxane	U	10.00	U	2.77	11/9/16 14:56
1,1,2-Trichloroethane	U	10.00	U	1.83	11/9/16 14:56
Toluene	U	10.00	U	2.65	11/9/16 14:56
1,2-Dibromoethane (EDB)	U	10.00	U	1.30	11/9/16 14:56
Tetrachloroethene	U	10.00	U	1.47	11/9/16 14:56
1,1,1,2-Tetrachloroethane	U	10.00	U	1.46	11/9/16 14:56
Chlorobenzene	U	10.00	U	2.17	11/9/16 14:56
Ethylbenzene	U	10.00	U	2.30	11/9/16 14:56
p & m-Xylene	U	10.00	U	2.30	11/9/16 14:56
1,1,2,2-Tetrachloroethane	U	10.00	U	1.46	11/9/16 14:56
o-Xylene	U	10.00	U	2.30	11/9/16 14:56
1,2,3-Trichloropropane	U	10.00	U	1.66	11/9/16 14:56
Isopropylbenzene	U	10.00	U	2.03	11/9/16 14:56
1,3,5-Trimethylbenzene	U	10.00	U	2.03	11/9/16 14:56
1,2,4-Trimethylbenzene	U	10.00	U	2.03	11/9/16 14:56
1,3-Dichlorobenzene	U	10.00	U	1.66	11/9/16 14:56
1,4-Dichlorobenzene	U	10.00	U	1.66	11/9/16 14:56
1,2-Dichlorobenzene	U	10.00	U	1.66	11/9/16 14:56
1,2,4-Trichlorobenzene	U	10.00	U	1.35	11/9/16 14:56
Naphthalene	U	10.00	U	1.91	11/9/16 14:56
1,2,3-Trichlorobenzene	U	10.00	U	1.35	11/9/16 14:56
2-Methylnaphthalene	U	10.00	U	1.72	11/9/16 14:56
SURROGATES	Percent Recovery	Limits	Lab File ID		Completed
1,2-DCA-d4	99	70-130	A16110910		11/9/16 14:56
Toluene-d8	105	70-130	A16110910		11/9/16 14:56
Bromofluorobenzene	105	70-130	A16110910		11/9/16 14:56

U = Not detected or below Reporting Limit (RL); J = Estimated value below the RL; E = Measurement exceeded upper calibration range of instrument.

Table 1

Beacon Environmental Services, Inc.
2203A Commerce Road Suite 1
Forest Hill, MD 21050 USA
Analysis by EPA Method TO-17

Client:

Vista GeoScience
 130 Capital Drive, Suite C
 Golden, CO

Lab File ID: A16110912
 Beacon Sample ID: H0234516
 Client ID/Sampling Location: SV-07-02
 Date Time Collected: 11/2/16 12:32 PM
 Matrix: Soil Gas
 Dilution Factor: 1.0
 Sample Volume in Liters: 1.00
 Date Received: 11/8/2016
 Analysis Date: 11/9/2016
 Analysis Time: 3:42:00 PM
 Beacon Job Number: 3588B

COMPOUNDS	Results ug/m3	LOQ ug/m3	Results ppbv	LOQ ppbv	Completed
Vinyl Chloride	U	10.00	U	3.91	11/9/16 15:42
1,1-Dichloroethene	U	10.00	U	2.52	11/9/16 15:42
1,1,2-Trichlorotrifluoroethane (Fr.113)	U	10.00	U	1.30	11/9/16 15:42
trans-1,2-Dichloroethene	U	10.00	U	2.52	11/9/16 15:42
Methyl-t-butyl ether	U	10.00	U	2.77	11/9/16 15:42
1,1-Dichloroethane	U	10.00	U	2.47	11/9/16 15:42
cis-1,2-Dichloroethene	U	10.00	U	2.52	11/9/16 15:42
Chloroform	U	10.00	U	2.05	11/9/16 15:42
1,2-Dichloroethane	U	10.00	U	2.47	11/9/16 15:42
1,1,1-Trichloroethane	17.4	10.00	3.19	1.83	11/9/16 15:42
Carbon Tetrachloride	U	10.00	U	1.59	11/9/16 15:42
Benzene	11.89	10.00	3.72	3.13	11/9/16 15:42
Trichloroethene	U	10.00	U	1.86	11/9/16 15:42
1,4-Dioxane	U	10.00	U	2.77	11/9/16 15:42
1,1,2-Trichloroethane	U	10.00	U	1.83	11/9/16 15:42
Toluene	126.72	10.00	33.63	2.65	11/9/16 15:42
1,2-Dibromoethane (EDB)	U	10.00	U	1.30	11/9/16 15:42
Tetrachloroethene	U	10.00	U	1.47	11/9/16 15:42
1,1,1,2-Tetrachloroethane	U	10.00	U	1.46	11/9/16 15:42
Chlorobenzene	U	10.00	U	2.17	11/9/16 15:42
Ethylbenzene	14.41	10.00	3.32	2.30	11/9/16 15:42
p & m-Xylene	39.65	10.00	9.13	2.30	11/9/16 15:42
1,1,2,2-Tetrachloroethane	U	10.00	U	1.46	11/9/16 15:42
o-Xylene	U	10.00	U	2.30	11/9/16 15:42
1,2,3-Trichloropropane	U	10.00	U	1.66	11/9/16 15:42
Isopropylbenzene	U	10.00	U	2.03	11/9/16 15:42
1,3,5-Trimethylbenzene	U	10.00	U	2.03	11/9/16 15:42
1,2,4-Trimethylbenzene	U	10.00	U	2.03	11/9/16 15:42
1,3-Dichlorobenzene	1,013.24 E	10.00	168.52 E	1.66	11/9/16 15:42
1,4-Dichlorobenzene	U	10.00	U	1.66	11/9/16 15:42
1,2-Dichlorobenzene	U	10.00	U	1.66	11/9/16 15:42
1,2,4-Trichlorobenzene	U	10.00	U	1.35	11/9/16 15:42
Naphthalene	U	10.00	U	1.91	11/9/16 15:42
1,2,3-Trichlorobenzene	U	10.00	U	1.35	11/9/16 15:42
2-Methylnaphthalene	U	10.00	U	1.72	11/9/16 15:42
SURROGATES					
	Percent Recovery	Limits	Lab File ID		Completed
1,2-DCA-d4	98	70-130	A16110912		11/9/16 15:42
Toluene-d8	105	70-130	A16110912		11/9/16 15:42
Bromofluorobenzene	106	70-130	A16110912		11/9/16 15:42

U = Not detected or below Reporting Limit (RL); J = Estimated value below the RL; E = Measurement exceeded upper calibration range of instrument.

Table 1

Beacon Environmental Services, Inc.
2203A Commerce Road Suite 1
Forest Hill, MD 21050 USA
Analysis by EPA Method TO-17

Client:

Vista GeoScience
 130 Capital Drive, Suite C
 Golden, CO

Lab File ID: A16110914
 Beacon Sample ID: G0115976
 Client ID/Sampling Location: SV-07-04
 Date Time Collected: 11/2/16 12:59 PM
 Matrix: Soil Gas
 Dilution Factor: 1.0
 Sample Volume in Liters: 1.00
 Date Received: 11/8/2016
 Analysis Date: 11/9/2016
 Analysis Time: 4:29:00 PM
 Beacon Job Number: 3588B

COMPOUNDS	Results ug/m3	LOQ ug/m3	Results ppbv	LOQ ppbv	Completed
Vinyl Chloride	U	10.00	U	3.91	11/9/16 16:29
1,1-Dichloroethene	U	10.00	U	2.52	11/9/16 16:29
1,1,2-Trichlorotrifluoroethane (Fr.113)	U	10.00	U	1.30	11/9/16 16:29
trans-1,2-Dichloroethene	U	10.00	U	2.52	11/9/16 16:29
Methyl-t-butyl ether	U	10.00	U	2.77	11/9/16 16:29
1,1-Dichloroethane	U	10.00	U	2.47	11/9/16 16:29
cis-1,2-Dichloroethene	U	10.00	U	2.52	11/9/16 16:29
Chloroform	U	10.00	U	2.05	11/9/16 16:29
1,2-Dichloroethane	U	10.00	U	2.47	11/9/16 16:29
1,1,1-Trichloroethane	U	10.00	U	1.83	11/9/16 16:29
Carbon Tetrachloride	U	10.00	U	1.59	11/9/16 16:29
Benzene	U	10.00	U	3.13	11/9/16 16:29
Trichloroethene	U	10.00	U	1.86	11/9/16 16:29
1,4-Dioxane	U	10.00	U	2.77	11/9/16 16:29
1,1,2-Trichloroethane	U	10.00	U	1.83	11/9/16 16:29
Toluene	121.69	10.00	32.29	2.65	11/9/16 16:29
1,2-Dibromoethane (EDB)	U	10.00	U	1.30	11/9/16 16:29
Tetrachloroethene	U	10.00	U	1.47	11/9/16 16:29
1,1,1,2-Tetrachloroethane	U	10.00	U	1.46	11/9/16 16:29
Chlorobenzene	U	10.00	U	2.17	11/9/16 16:29
Ethylbenzene	16.45	10.00	3.79	2.30	11/9/16 16:29
p & m-Xylene	43.8	10.00	10.09	2.30	11/9/16 16:29
1,1,2,2-Tetrachloroethane	U	10.00	U	1.46	11/9/16 16:29
o-Xylene	10.91	10.00	2.51	2.30	11/9/16 16:29
1,2,3-Trichloropropane	U	10.00	U	1.66	11/9/16 16:29
Isopropylbenzene	U	10.00	U	2.03	11/9/16 16:29
1,3,5-Trimethylbenzene	U	10.00	U	2.03	11/9/16 16:29
1,2,4-Trimethylbenzene	U	10.00	U	2.03	11/9/16 16:29
1,3-Dichlorobenzene	1,109.66 E	10.00	184.55 E	1.66	11/9/16 16:29
1,4-Dichlorobenzene	U	10.00	U	1.66	11/9/16 16:29
1,2-Dichlorobenzene	U	10.00	U	1.66	11/9/16 16:29
1,2,4-Trichlorobenzene	U	10.00	U	1.35	11/9/16 16:29
Naphthalene	U	10.00	U	1.91	11/9/16 16:29
1,2,3-Trichlorobenzene	U	10.00	U	1.35	11/9/16 16:29
2-Methylnaphthalene	U	10.00	U	1.72	11/9/16 16:29
SURROGATES					
	Percent Recovery	Limits	Lab File ID		Completed
1,2-DCA-d4	99	70-130	A16110914		11/9/16 16:29
Toluene-d8	104	70-130	A16110914		11/9/16 16:29
Bromofluorobenzene	106	70-130	A16110914		11/9/16 16:29

U = Not detected or below Reporting Limit (RL); J = Estimated value below the RL; E = Measurement exceeded upper calibration range of instrument.

Table 1

Beacon Environmental Services, Inc.
2203A Commerce Road Suite 1
Forest Hill, MD 21050 USA
Analysis by EPA Method TO-17

Client:

Vista GeoScience
 130 Capital Drive, Suite C
 Golden, CO

Lab File ID: A16110916
 Beacon Sample ID: G0115955
 Client ID/Sampling Location: SV-07-03
 Date Time Collected: 11/2/16 1:21 PM
 Matrix: Soil Gas
 Dilution Factor: 1.0
 Sample Volume in Liters: 1.00
 Date Received: 11/8/2016
 Analysis Date: 11/9/2016
 Analysis Time: 5:16:00 PM
 Beacon Job Number: 3588B

COMPOUNDS	Results ug/m3	LOQ ug/m3	Results ppbv	LOQ ppbv	Completed
Vinyl Chloride	U	10.00	U	3.91	11/9/16 17:16
1,1-Dichloroethene	U	10.00	U	2.52	11/9/16 17:16
1,1,2-Trichlorotrifluoroethane (Fr.113)	U	10.00	U	1.30	11/9/16 17:16
trans-1,2-Dichloroethene	U	10.00	U	2.52	11/9/16 17:16
Methyl-t-butyl ether	U	10.00	U	2.77	11/9/16 17:16
1,1-Dichloroethane	U	10.00	U	2.47	11/9/16 17:16
cis-1,2-Dichloroethene	U	10.00	U	2.52	11/9/16 17:16
Chloroform	U	10.00	U	2.05	11/9/16 17:16
1,2-Dichloroethane	U	10.00	U	2.47	11/9/16 17:16
1,1,1-Trichloroethane	U	10.00	U	1.83	11/9/16 17:16
Carbon Tetrachloride	U	10.00	U	1.59	11/9/16 17:16
Benzene	10.85	10.00	3.4	3.13	11/9/16 17:16
Trichloroethene	U	10.00	U	1.86	11/9/16 17:16
1,4-Dioxane	12.68	10.00	3.52	2.77	11/9/16 17:16
1,1,2-Trichloroethane	U	10.00	U	1.83	11/9/16 17:16
Toluene	93.8	10.00	24.89	2.65	11/9/16 17:16
1,2-Dibromoethane (EDB)	U	10.00	U	1.30	11/9/16 17:16
Tetrachloroethene	U	10.00	U	1.47	11/9/16 17:16
1,1,1,2-Tetrachloroethane	U	10.00	U	1.46	11/9/16 17:16
Chlorobenzene	U	10.00	U	2.17	11/9/16 17:16
Ethylbenzene	14.04	10.00	3.23	2.30	11/9/16 17:16
p & m-Xylene	37.35	10.00	8.6	2.30	11/9/16 17:16
1,1,2,2-Tetrachloroethane	U	10.00	U	1.46	11/9/16 17:16
o-Xylene	U	10.00	U	2.30	11/9/16 17:16
1,2,3-Trichloropropane	U	10.00	U	1.66	11/9/16 17:16
Isopropylbenzene	U	10.00	U	2.03	11/9/16 17:16
1,3,5-Trimethylbenzene	U	10.00	U	2.03	11/9/16 17:16
1,2,4-Trimethylbenzene	U	10.00	U	2.03	11/9/16 17:16
1,3-Dichlorobenzene	1,127.89 E	10.00	187.59 E	1.66	11/9/16 17:16
1,4-Dichlorobenzene	U	10.00	U	1.66	11/9/16 17:16
1,2-Dichlorobenzene	U	10.00	U	1.66	11/9/16 17:16
1,2,4-Trichlorobenzene	U	10.00	U	1.35	11/9/16 17:16
Naphthalene	U	10.00	U	1.91	11/9/16 17:16
1,2,3-Trichlorobenzene	U	10.00	U	1.35	11/9/16 17:16
2-Methylnaphthalene	U	10.00	U	1.72	11/9/16 17:16
SURROGATES					
	Percent Recovery	Limits	Lab File ID		Completed
1,2-DCA-d4	95	70-130	A16110916		11/9/16 17:16
Toluene-d8	103	70-130	A16110916		11/9/16 17:16
Bromofluorobenzene	105	70-130	A16110916		11/9/16 17:16

U = Not detected or below Reporting Limit (RL); J = Estimated value below the RL; E = Measurement exceeded upper calibration range of instrument.

Table 1

Beacon Environmental Services, Inc.
2203A Commerce Road Suite 1
Forest Hill, MD 21050 USA
Analysis by EPA Method TO-17

Client:

Vista GeoScience
 130 Capital Drive, Suite C
 Golden, CO

Lab File ID: A16110918
 Beacon Sample ID: G0166889
 Client ID/Sampling Location: SV-08-05
 Date Time Collected: 11/2/16 1:52 PM
 Matrix: Soil Gas
 Dilution Factor: 1.0
 Sample Volume in Liters: 1.00
 Date Received: 11/8/2016
 Analysis Date: 11/9/2016
 Analysis Time: 6:05:00 PM
 Beacon Job Number: 3588B

COMPOUNDS	Results ug/m3	LOQ ug/m3	Results ppbv	LOQ ppbv	Completed
Vinyl Chloride	U	10.00	U	3.91	11/9/16 18:05
1,1-Dichloroethene	U	10.00	U	2.52	11/9/16 18:05
1,1,2-Trichlorotrifluoroethane (Fr.113)	U	10.00	U	1.30	11/9/16 18:05
trans-1,2-Dichloroethene	U	10.00	U	2.52	11/9/16 18:05
Methyl-t-butyl ether	U	10.00	U	2.77	11/9/16 18:05
1,1-Dichloroethane	U	10.00	U	2.47	11/9/16 18:05
cis-1,2-Dichloroethene	U	10.00	U	2.52	11/9/16 18:05
Chloroform	U	10.00	U	2.05	11/9/16 18:05
1,2-Dichloroethane	U	10.00	U	2.47	11/9/16 18:05
1,1,1-Trichloroethane	U	10.00	U	1.83	11/9/16 18:05
Carbon Tetrachloride	U	10.00	U	1.59	11/9/16 18:05
Benzene	U	10.00	U	3.13	11/9/16 18:05
Trichloroethene	U	10.00	U	1.86	11/9/16 18:05
1,4-Dioxane	U	10.00	U	2.77	11/9/16 18:05
1,1,2-Trichloroethane	U	10.00	U	1.83	11/9/16 18:05
Toluene	65.96	10.00	17.5	2.65	11/9/16 18:05
1,2-Dibromoethane (EDB)	U	10.00	U	1.30	11/9/16 18:05
Tetrachloroethene	U	10.00	U	1.47	11/9/16 18:05
1,1,1,2-Tetrachloroethane	U	10.00	U	1.46	11/9/16 18:05
Chlorobenzene	U	10.00	U	2.17	11/9/16 18:05
Ethylbenzene	11.07	10.00	2.55	2.30	11/9/16 18:05
p & m-Xylene	30.27	10.00	6.97	2.30	11/9/16 18:05
1,1,2,2-Tetrachloroethane	U	10.00	U	1.46	11/9/16 18:05
o-Xylene	U	10.00	U	2.30	11/9/16 18:05
1,2,3-Trichloropropane	U	10.00	U	1.66	11/9/16 18:05
Isopropylbenzene	U	10.00	U	2.03	11/9/16 18:05
1,3,5-Trimethylbenzene	U	10.00	U	2.03	11/9/16 18:05
1,2,4-Trimethylbenzene	U	10.00	U	2.03	11/9/16 18:05
1,3-Dichlorobenzene	904.26 E	10.00	150.39 E	1.66	11/9/16 18:05
1,4-Dichlorobenzene	U	10.00	U	1.66	11/9/16 18:05
1,2-Dichlorobenzene	U	10.00	U	1.66	11/9/16 18:05
1,2,4-Trichlorobenzene	U	10.00	U	1.35	11/9/16 18:05
Naphthalene	59.69	10.00	11.39	1.91	11/9/16 18:05
1,2,3-Trichlorobenzene	U	10.00	U	1.35	11/9/16 18:05
2-Methylnaphthalene	16.43	10.00	2.82	1.72	11/9/16 18:05
<hr/>					
SURROGATES	Percent Recovery	Limits	Lab File ID	Completed	
1,2-DCA-d4	96	70-130	A16110918	11/9/16 18:05	
Toluene-d8	104	70-130	A16110918	11/9/16 18:05	
Bromofluorobenzene	105	70-130	A16110918	11/9/16 18:05	

U = Not detected or below Reporting Limit (RL); J = Estimated value below the RL; E = Measurement exceeded upper calibration range of instrument.

Table 1

Beacon Environmental Services, Inc.
2203A Commerce Road Suite 1
Forest Hill, MD 21050 USA
Analysis by EPA Method TO-17

Client:

Vista GeoScience
 130 Capital Drive, Suite C
 Golden, CO

Lab File ID: A16110920
 Beacon Sample ID: H0232630
 Client ID/Sampling Location: SV-08-06
 Date Time Collected: 11/2/16 2:15 PM
 Matrix: Soil Gas
 Dilution Factor: 1.0
 Sample Volume in Liters: 1.00
 Date Received: 11/8/2016
 Analysis Date: 11/9/2016
 Analysis Time: 6:51:00 PM
 Beacon Job Number: 3588B

COMPOUNDS	Results ug/m3	LOQ ug/m3	Results ppbv	LOQ ppbv	Completed
Vinyl Chloride	U	10.00	U	3.91	11/9/16 18:51
1,1-Dichloroethene	U	10.00	U	2.52	11/9/16 18:51
1,1,2-Trichlorotrifluoroethane (Fr.113)	U	10.00	U	1.30	11/9/16 18:51
trans-1,2-Dichloroethene	U	10.00	U	2.52	11/9/16 18:51
Methyl-t-butyl ether	U	10.00	U	2.77	11/9/16 18:51
1,1-Dichloroethane	U	10.00	U	2.47	11/9/16 18:51
cis-1,2-Dichloroethene	U	10.00	U	2.52	11/9/16 18:51
Chloroform	U	10.00	U	2.05	11/9/16 18:51
1,2-Dichloroethane	U	10.00	U	2.47	11/9/16 18:51
1,1,1-Trichloroethane	18.38	10.00	3.37	1.83	11/9/16 18:51
Carbon Tetrachloride	U	10.00	U	1.59	11/9/16 18:51
Benzene	U	10.00	U	3.13	11/9/16 18:51
Trichloroethene	U	10.00	U	1.86	11/9/16 18:51
1,4-Dioxane	U	10.00	U	2.77	11/9/16 18:51
1,1,2-Trichloroethane	U	10.00	U	1.83	11/9/16 18:51
Toluene	70.62	10.00	18.74	2.65	11/9/16 18:51
1,2-Dibromoethane (EDB)	U	10.00	U	1.30	11/9/16 18:51
Tetrachloroethene	U	10.00	U	1.47	11/9/16 18:51
1,1,1,2-Tetrachloroethane	U	10.00	U	1.46	11/9/16 18:51
Chlorobenzene	U	10.00	U	2.17	11/9/16 18:51
Ethylbenzene	12.02	10.00	2.77	2.30	11/9/16 18:51
p & m-Xylene	33.56	10.00	7.73	2.30	11/9/16 18:51
1,1,2,2-Tetrachloroethane	U	10.00	U	1.46	11/9/16 18:51
o-Xylene	U	10.00	U	2.30	11/9/16 18:51
1,2,3-Trichloropropane	U	10.00	U	1.66	11/9/16 18:51
Isopropylbenzene	U	10.00	U	2.03	11/9/16 18:51
1,3,5-Trimethylbenzene	U	10.00	U	2.03	11/9/16 18:51
1,2,4-Trimethylbenzene	U	10.00	U	2.03	11/9/16 18:51
1,3-Dichlorobenzene	974.36 E	10.00	162.05 E	1.66	11/9/16 18:51
1,4-Dichlorobenzene	U	10.00	U	1.66	11/9/16 18:51
1,2-Dichlorobenzene	U	10.00	U	1.66	11/9/16 18:51
1,2,4-Trichlorobenzene	U	10.00	U	1.35	11/9/16 18:51
Naphthalene	12.95	10.00	2.47	1.91	11/9/16 18:51
1,2,3-Trichlorobenzene	U	10.00	U	1.35	11/9/16 18:51
2-Methylnaphthalene	U	10.00	U	1.72	11/9/16 18:51
SURROGATES					
	Percent Recovery	Limits	Lab File ID		Completed
1,2-DCA-d4	97	70-130	A16110920		11/9/16 18:51
Toluene-d8	104	70-130	A16110920		11/9/16 18:51
Bromofluorobenzene	107	70-130	A16110920		11/9/16 18:51

U = Not detected or below Reporting Limit (RL); J = Estimated value below the RL; E = Measurement exceeded upper calibration range of instrument.

Table 1

Beacon Environmental Services, Inc.
2203A Commerce Road Suite 1
Forest Hill, MD 21050 USA
Analysis by EPA Method TO-17

Client:

Vista GeoScience
 130 Capital Drive, Suite C
 Golden, CO

Lab File ID: A16110922
 Beacon Sample ID: 1101399
 Client ID/Sampling Location: SV-08-02
 Date Time Collected: 11/2/16 2:50 PM
 Matrix: Soil Gas
 Dilution Factor: 1.0
 Sample Volume in Liters: 1.00
 Date Received: 11/8/2016
 Analysis Date: 11/9/2016
 Analysis Time: 7:38:00 PM
 Beacon Job Number: 3588B

COMPOUNDS	Results ug/m3	LOQ ug/m3	Results ppbv	LOQ ppbv	Completed
Vinyl Chloride	U	10.00	U	3.91	11/9/16 19:38
1,1-Dichloroethene	U	10.00	U	2.52	11/9/16 19:38
1,1,2-Trichlorotrifluoroethane (Fr.113)	U	10.00	U	1.30	11/9/16 19:38
trans-1,2-Dichloroethene	U	10.00	U	2.52	11/9/16 19:38
Methyl-t-butyl ether	U	10.00	U	2.77	11/9/16 19:38
1,1-Dichloroethane	U	10.00	U	2.47	11/9/16 19:38
cis-1,2-Dichloroethene	U	10.00	U	2.52	11/9/16 19:38
Chloroform	U	10.00	U	2.05	11/9/16 19:38
1,2-Dichloroethane	U	10.00	U	2.47	11/9/16 19:38
1,1,1-Trichloroethane	U	10.00	U	1.83	11/9/16 19:38
Carbon Tetrachloride	U	10.00	U	1.59	11/9/16 19:38
Benzene	U	10.00	U	3.13	11/9/16 19:38
Trichloroethene	U	10.00	U	1.86	11/9/16 19:38
1,4-Dioxane	U	10.00	U	2.77	11/9/16 19:38
1,1,2-Trichloroethane	U	10.00	U	1.83	11/9/16 19:38
Toluene	21.02	10.00	5.58	2.65	11/9/16 19:38
1,2-Dibromoethane (EDB)	U	10.00	U	1.30	11/9/16 19:38
Tetrachloroethene	U	10.00	U	1.47	11/9/16 19:38
1,1,1,2-Tetrachloroethane	U	10.00	U	1.46	11/9/16 19:38
Chlorobenzene	U	10.00	U	2.17	11/9/16 19:38
Ethylbenzene	U	10.00	U	2.30	11/9/16 19:38
p & m-Xylene	U	10.00	U	2.30	11/9/16 19:38
1,1,2,2-Tetrachloroethane	U	10.00	U	1.46	11/9/16 19:38
o-Xylene	U	10.00	U	2.30	11/9/16 19:38
1,2,3-Trichloropropane	U	10.00	U	1.66	11/9/16 19:38
Isopropylbenzene	U	10.00	U	2.03	11/9/16 19:38
1,3,5-Trimethylbenzene	U	10.00	U	2.03	11/9/16 19:38
1,2,4-Trimethylbenzene	U	10.00	U	2.03	11/9/16 19:38
1,3-Dichlorobenzene	113.95	10.00	18.95	1.66	11/9/16 19:38
1,4-Dichlorobenzene	U	10.00	U	1.66	11/9/16 19:38
1,2-Dichlorobenzene	U	10.00	U	1.66	11/9/16 19:38
1,2,4-Trichlorobenzene	U	10.00	U	1.35	11/9/16 19:38
Naphthalene	U	10.00	U	1.91	11/9/16 19:38
1,2,3-Trichlorobenzene	U	10.00	U	1.35	11/9/16 19:38
2-Methylnaphthalene	U	10.00	U	1.72	11/9/16 19:38
SURROGATES					
	Percent Recovery	Limits	Lab File ID		Completed
1,2-DCA-d4	93	70-130	A16110922		11/9/16 19:38
Toluene-d8	105	70-130	A16110922		11/9/16 19:38
Bromofluorobenzene	109	70-130	A16110922		11/9/16 19:38

U = Not detected or below Reporting Limit (RL); J = Estimated value below the RL; E = Measurement exceeded upper calibration range of instrument.

Table 1

Beacon Environmental Services, Inc.
2203A Commerce Road Suite 1
Forest Hill, MD 21050 USA
Analysis by EPA Method TO-17

Client:

Vista GeoScience
 130 Capital Drive, Suite C
 Golden, CO

Lab File ID: A16110924
 Beacon Sample ID: H0234844
 Client ID/Sampling Location: SV-08-09
 Date Time Collected: 11/2/16 4:36 PM
 Matrix: Soil Gas
 Dilution Factor: 1.0
 Sample Volume in Liters: 1.00
 Date Received: 11/8/2016
 Analysis Date: 11/9/2016
 Analysis Time: 8:24:00 PM
 Beacon Job Number: 3588B

COMPOUNDS	Results ug/m3	LOQ ug/m3	Results ppbv	LOQ ppbv	Completed
Vinyl Chloride	U	10.00	U	3.91	11/9/16 20:24
1,1-Dichloroethene	U	10.00	U	2.52	11/9/16 20:24
1,1,2-Trichlorotrifluoroethane (Fr.113)	U	10.00	U	1.30	11/9/16 20:24
trans-1,2-Dichloroethene	U	10.00	U	2.52	11/9/16 20:24
Methyl-t-butyl ether	U	10.00	U	2.77	11/9/16 20:24
1,1-Dichloroethane	U	10.00	U	2.47	11/9/16 20:24
cis-1,2-Dichloroethene	U	10.00	U	2.52	11/9/16 20:24
Chloroform	U	10.00	U	2.05	11/9/16 20:24
1,2-Dichloroethane	U	10.00	U	2.47	11/9/16 20:24
1,1,1-Trichloroethane	U	10.00	U	1.83	11/9/16 20:24
Carbon Tetrachloride	U	10.00	U	1.59	11/9/16 20:24
Benzene	U	10.00	U	3.13	11/9/16 20:24
Trichloroethene	U	10.00	U	1.86	11/9/16 20:24
1,4-Dioxane	U	10.00	U	2.77	11/9/16 20:24
1,1,2-Trichloroethane	U	10.00	U	1.83	11/9/16 20:24
Toluene	45.32	10.00	12.03	2.65	11/9/16 20:24
1,2-Dibromoethane (EDB)	U	10.00	U	1.30	11/9/16 20:24
Tetrachloroethene	U	10.00	U	1.47	11/9/16 20:24
1,1,1,2-Tetrachloroethane	U	10.00	U	1.46	11/9/16 20:24
Chlorobenzene	U	10.00	U	2.17	11/9/16 20:24
Ethylbenzene	U	10.00	U	2.30	11/9/16 20:24
p & m-Xylene	23.46	10.00	5.4	2.30	11/9/16 20:24
1,1,2,2-Tetrachloroethane	U	10.00	U	1.46	11/9/16 20:24
o-Xylene	U	10.00	U	2.30	11/9/16 20:24
1,2,3-Trichloropropane	U	10.00	U	1.66	11/9/16 20:24
Isopropylbenzene	U	10.00	U	2.03	11/9/16 20:24
1,3,5-Trimethylbenzene	U	10.00	U	2.03	11/9/16 20:24
1,2,4-Trimethylbenzene	U	10.00	U	2.03	11/9/16 20:24
1,3-Dichlorobenzene	834.78 E	10.00	138.84 E	1.66	11/9/16 20:24
1,4-Dichlorobenzene	U	10.00	U	1.66	11/9/16 20:24
1,2-Dichlorobenzene	U	10.00	U	1.66	11/9/16 20:24
1,2,4-Trichlorobenzene	U	10.00	U	1.35	11/9/16 20:24
Naphthalene	7.38 J	10.00	1.41 J	1.91	11/9/16 20:24
1,2,3-Trichlorobenzene	U	10.00	U	1.35	11/9/16 20:24
2-Methylnaphthalene	U	10.00	U	1.72	11/9/16 20:24
SURROGATES					
	Percent Recovery	Limits	Lab File ID		Completed
1,2-DCA-d4	93	70-130	A16110924		11/9/16 20:24
Toluene-d8	104	70-130	A16110924		11/9/16 20:24
Bromofluorobenzene	109	70-130	A16110924		11/9/16 20:24

U = Not detected or below Reporting Limit (RL); J = Estimated value below the RL; E = Measurement exceeded upper calibration range of instrument.

Table 1

Beacon Environmental Services, Inc.
2203A Commerce Road Suite 1
Forest Hill, MD 21050 USA
Analysis by EPA Method TO-17

Client:

Vista GeoScience
 130 Capital Drive, Suite C
 Golden, CO

Lab File ID: A16110926
 Beacon Sample ID: G0177969
 Client ID/Sampling Location: SV-08-10
 Date Time Collected: 11/2/16 4:56 PM
 Matrix: Soil Gas
 Dilution Factor: 1.0
 Sample Volume in Liters: 1.00
 Date Received: 11/8/2016
 Analysis Date: 11/9/2016
 Analysis Time: 9:10:00 PM
 Beacon Job Number: 3588B

COMPOUNDS	Results ug/m3	LOQ ug/m3	Results ppbv	LOQ ppbv	Completed
Vinyl Chloride	U	10.00	U	3.91	11/9/16 21:10
1,1-Dichloroethene	U	10.00	U	2.52	11/9/16 21:10
1,1,2-Trichlorotrifluoroethane (Fr.113)	U	10.00	U	1.30	11/9/16 21:10
trans-1,2-Dichloroethene	U	10.00	U	2.52	11/9/16 21:10
Methyl-t-butyl ether	U	10.00	U	2.77	11/9/16 21:10
1,1-Dichloroethane	U	10.00	U	2.47	11/9/16 21:10
cis-1,2-Dichloroethene	U	10.00	U	2.52	11/9/16 21:10
Chloroform	U	10.00	U	2.05	11/9/16 21:10
1,2-Dichloroethane	U	10.00	U	2.47	11/9/16 21:10
1,1,1-Trichloroethane	U	10.00	U	1.83	11/9/16 21:10
Carbon Tetrachloride	11.31	10.00	1.8	1.59	11/9/16 21:10
Benzene	U	10.00	U	3.13	11/9/16 21:10
Trichloroethene	U	10.00	U	1.86	11/9/16 21:10
1,4-Dioxane	U	10.00	U	2.77	11/9/16 21:10
1,1,2-Trichloroethane	U	10.00	U	1.83	11/9/16 21:10
Toluene	47.67	10.00	12.65	2.65	11/9/16 21:10
1,2-Dibromoethane (EDB)	U	10.00	U	1.30	11/9/16 21:10
Tetrachloroethene	U	10.00	U	1.47	11/9/16 21:10
1,1,1,2-Tetrachloroethane	U	10.00	U	1.46	11/9/16 21:10
Chlorobenzene	U	10.00	U	2.17	11/9/16 21:10
Ethylbenzene	10.95	10.00	2.52	2.30	11/9/16 21:10
p & m-Xylene	27.47	10.00	6.33	2.30	11/9/16 21:10
1,1,2,2-Tetrachloroethane	U	10.00	U	1.46	11/9/16 21:10
o-Xylene	U	10.00	U	2.30	11/9/16 21:10
1,2,3-Trichloropropane	U	10.00	U	1.66	11/9/16 21:10
Isopropylbenzene	U	10.00	U	2.03	11/9/16 21:10
1,3,5-Trimethylbenzene	17.41	10.00	3.54	2.03	11/9/16 21:10
1,2,4-Trimethylbenzene	46.07	10.00	9.37	2.03	11/9/16 21:10
1,3-Dichlorobenzene	626.19 E	10.00	104.14 E	1.66	11/9/16 21:10
1,4-Dichlorobenzene	U	10.00	U	1.66	11/9/16 21:10
1,2-Dichlorobenzene	U	10.00	U	1.66	11/9/16 21:10
1,2,4-Trichlorobenzene	U	10.00	U	1.35	11/9/16 21:10
Naphthalene	55.0	10.00	10.49	1.91	11/9/16 21:10
1,2,3-Trichlorobenzene	U	10.00	U	1.35	11/9/16 21:10
2-Methylnaphthalene	13.25	10.00	2.28	1.72	11/9/16 21:10
SURROGATES					
	Percent Recovery	Limits	Lab File ID		Completed
1,2-DCA-d4	93	70-130	A16110926		11/9/16 21:10
Toluene-d8	104	70-130	A16110926		11/9/16 21:10
Bromofluorobenzene	111	70-130	A16110926		11/9/16 21:10

U = Not detected or below Reporting Limit (RL); J = Estimated value below the RL; E = Measurement exceeded upper calibration range of instrument.

Table 1

Beacon Environmental Services, Inc.
2203A Commerce Road Suite 1
Forest Hill, MD 21050 USA
Analysis by EPA Method TO-17

Client:

Vista GeoScience
 130 Capital Drive, Suite C
 Golden, CO

Lab File ID: A16110928
 Beacon Sample ID: H0234580
 Client ID/Sampling Location: SV-03-03
 Date Time Collected: 11/3/16 9:10 AM
 Matrix: Soil Gas
 Dilution Factor: 1.0
 Sample Volume in Liters: 1.00
 Date Received: 11/8/2016
 Analysis Date: 11/9/2016
 Analysis Time: 10:00:00 PM
 Beacon Job Number: 3588B

COMPOUNDS	Results ug/m3	LOQ ug/m3	Results ppbv	LOQ ppbv	Completed
Vinyl Chloride	U	10.00	U	3.91	11/9/16 22:00
1,1-Dichloroethene	U	10.00	U	2.52	11/9/16 22:00
1,1,2-Trichlorotrifluoroethane (Fr.113)	U	10.00	U	1.30	11/9/16 22:00
trans-1,2-Dichloroethene	U	10.00	U	2.52	11/9/16 22:00
Methyl-t-butyl ether	U	10.00	U	2.77	11/9/16 22:00
1,1-Dichloroethane	U	10.00	U	2.47	11/9/16 22:00
cis-1,2-Dichloroethene	U	10.00	U	2.52	11/9/16 22:00
Chloroform	U	10.00	U	2.05	11/9/16 22:00
1,2-Dichloroethane	U	10.00	U	2.47	11/9/16 22:00
1,1,1-Trichloroethane	U	10.00	U	1.83	11/9/16 22:00
Carbon Tetrachloride	U	10.00	U	1.59	11/9/16 22:00
Benzene	U	10.00	U	3.13	11/9/16 22:00
Trichloroethene	U	10.00	U	1.86	11/9/16 22:00
1,4-Dioxane	U	10.00	U	2.77	11/9/16 22:00
1,1,2-Trichloroethane	U	10.00	U	1.83	11/9/16 22:00
Toluene	U	10.00	U	2.65	11/9/16 22:00
1,2-Dibromoethane (EDB)	U	10.00	U	1.30	11/9/16 22:00
Tetrachloroethene	U	10.00	U	1.47	11/9/16 22:00
1,1,1,2-Tetrachloroethane	U	10.00	U	1.46	11/9/16 22:00
Chlorobenzene	U	10.00	U	2.17	11/9/16 22:00
Ethylbenzene	U	10.00	U	2.30	11/9/16 22:00
p & m-Xylene	U	10.00	U	2.30	11/9/16 22:00
1,1,2,2-Tetrachloroethane	U	10.00	U	1.46	11/9/16 22:00
o-Xylene	U	10.00	U	2.30	11/9/16 22:00
1,2,3-Trichloropropane	U	10.00	U	1.66	11/9/16 22:00
Isopropylbenzene	U	10.00	U	2.03	11/9/16 22:00
1,3,5-Trimethylbenzene	U	10.00	U	2.03	11/9/16 22:00
1,2,4-Trimethylbenzene	U	10.00	U	2.03	11/9/16 22:00
1,3-Dichlorobenzene	56.82	10.00	9.45	1.66	11/9/16 22:00
1,4-Dichlorobenzene	U	10.00	U	1.66	11/9/16 22:00
1,2-Dichlorobenzene	U	10.00	U	1.66	11/9/16 22:00
1,2,4-Trichlorobenzene	U	10.00	U	1.35	11/9/16 22:00
Naphthalene	U	10.00	U	1.91	11/9/16 22:00
1,2,3-Trichlorobenzene	U	10.00	U	1.35	11/9/16 22:00
2-Methylnaphthalene	U	10.00	U	1.72	11/9/16 22:00
SURROGATES					
	Percent Recovery	Limits	Lab File ID		Completed
1,2-DCA-d4	92	70-130	A16110928		11/9/16 22:00
Toluene-d8	103	70-130	A16110928		11/9/16 22:00
Bromofluorobenzene	107	70-130	A16110928		11/9/16 22:00

U = Not detected or below Reporting Limit (RL); J = Estimated value below the RL; E = Measurement exceeded upper calibration range of instrument.

Table 1

Beacon Environmental Services, Inc.
2203A Commerce Road Suite 1
Forest Hill, MD 21050 USA
Analysis by EPA Method TO-17

Client:

Vista GeoScience
 130 Capital Drive, Suite C
 Golden, CO

Lab File ID: A16110930
 Beacon Sample ID: G0178581
 Client ID/Sampling Location: SV-03-02
 Date Time Collected: 11/3/16 9:26 AM
 Matrix: Soil Gas
 Dilution Factor: 1.0
 Sample Volume in Liters: 1.00
 Date Received: 11/8/2016
 Analysis Date: 11/9/2016
 Analysis Time: 10:46:00 PM
 Beacon Job Number: 3588B

COMPOUNDS	Results ug/m3	LOQ ug/m3	Results ppbv	LOQ ppbv	Completed
Vinyl Chloride	U	10.00	U	3.91	11/9/16 22:46
1,1-Dichloroethene	U	10.00	U	2.52	11/9/16 22:46
1,1,2-Trichlorotrifluoroethane (Fr.113)	U	10.00	U	1.30	11/9/16 22:46
trans-1,2-Dichloroethene	U	10.00	U	2.52	11/9/16 22:46
Methyl-t-butyl ether	U	10.00	U	2.77	11/9/16 22:46
1,1-Dichloroethane	U	10.00	U	2.47	11/9/16 22:46
cis-1,2-Dichloroethene	U	10.00	U	2.52	11/9/16 22:46
Chloroform	U	10.00	U	2.05	11/9/16 22:46
1,2-Dichloroethane	U	10.00	U	2.47	11/9/16 22:46
1,1,1-Trichloroethane	U	10.00	U	1.83	11/9/16 22:46
Carbon Tetrachloride	U	10.00	U	1.59	11/9/16 22:46
Benzene	U	10.00	U	3.13	11/9/16 22:46
Trichloroethene	U	10.00	U	1.86	11/9/16 22:46
1,4-Dioxane	U	10.00	U	2.77	11/9/16 22:46
1,1,2-Trichloroethane	U	10.00	U	1.83	11/9/16 22:46
Toluene	U	10.00	U	2.65	11/9/16 22:46
1,2-Dibromoethane (EDB)	U	10.00	U	1.30	11/9/16 22:46
Tetrachloroethene	76.08	10.00	11.22	1.47	11/9/16 22:46
1,1,1,2-Tetrachloroethane	U	10.00	U	1.46	11/9/16 22:46
Chlorobenzene	U	10.00	U	2.17	11/9/16 22:46
Ethylbenzene	U	10.00	U	2.30	11/9/16 22:46
p & m-Xylene	U	10.00	U	2.30	11/9/16 22:46
1,1,2,2-Tetrachloroethane	U	10.00	U	1.46	11/9/16 22:46
o-Xylene	U	10.00	U	2.30	11/9/16 22:46
1,2,3-Trichloropropane	U	10.00	U	1.66	11/9/16 22:46
Isopropylbenzene	U	10.00	U	2.03	11/9/16 22:46
1,3,5-Trimethylbenzene	U	10.00	U	2.03	11/9/16 22:46
1,2,4-Trimethylbenzene	U	10.00	U	2.03	11/9/16 22:46
1,3-Dichlorobenzene	30.19	10.00	5.02	1.66	11/9/16 22:46
1,4-Dichlorobenzene	U	10.00	U	1.66	11/9/16 22:46
1,2-Dichlorobenzene	U	10.00	U	1.66	11/9/16 22:46
1,2,4-Trichlorobenzene	U	10.00	U	1.35	11/9/16 22:46
Naphthalene	U	10.00	U	1.91	11/9/16 22:46
1,2,3-Trichlorobenzene	U	10.00	U	1.35	11/9/16 22:46
2-Methylnaphthalene	U	10.00	U	1.72	11/9/16 22:46
SURROGATES					
	Percent Recovery	Limits	Lab File ID		Completed
1,2-DCA-d4	93	70-130	A16110930		11/9/16 22:46
Toluene-d8	104	70-130	A16110930		11/9/16 22:46
Bromofluorobenzene	107	70-130	A16110930		11/9/16 22:46

U = Not detected or below Reporting Limit (RL); J = Estimated value below the RL; E = Measurement exceeded upper calibration range of instrument.

Table 1

Beacon Environmental Services, Inc.
2203A Commerce Road Suite 1
Forest Hill, MD 21050 USA
Analysis by EPA Method TO-17

Client:

Vista GeoScience
 130 Capital Drive, Suite C
 Golden, CO

Lab File ID: A16110932
 Beacon Sample ID: H0234875
 Client ID/Sampling Location: SV-03-01
 Date Time Collected: 11/3/16 9:41 AM
 Matrix: Soil Gas
 Dilution Factor: 1.0
 Sample Volume in Liters: 1.00
 Date Received: 11/8/2016
 Analysis Date: 11/9/2016
 Analysis Time: 11:32:00 PM
 Beacon Job Number: 3588B

COMPOUNDS	Results ug/m3	LOQ ug/m3	Results ppbv	LOQ ppbv	Completed
Vinyl Chloride	U	10.00	U	3.91	11/9/16 23:32
1,1-Dichloroethene	U	10.00	U	2.52	11/9/16 23:32
1,1,2-Trichlorotrifluoroethane (Fr.113)	U	10.00	U	1.30	11/9/16 23:32
trans-1,2-Dichloroethene	U	10.00	U	2.52	11/9/16 23:32
Methyl-t-butyl ether	U	10.00	U	2.77	11/9/16 23:32
1,1-Dichloroethane	U	10.00	U	2.47	11/9/16 23:32
cis-1,2-Dichloroethene	U	10.00	U	2.52	11/9/16 23:32
Chloroform	U	10.00	U	2.05	11/9/16 23:32
1,2-Dichloroethane	U	10.00	U	2.47	11/9/16 23:32
1,1,1-Trichloroethane	U	10.00	U	1.83	11/9/16 23:32
Carbon Tetrachloride	U	10.00	U	1.59	11/9/16 23:32
Benzene	U	10.00	U	3.13	11/9/16 23:32
Trichloroethene	U	10.00	U	1.86	11/9/16 23:32
1,4-Dioxane	U	10.00	U	2.77	11/9/16 23:32
1,1,2-Trichloroethane	U	10.00	U	1.83	11/9/16 23:32
Toluene	U	10.00	U	2.65	11/9/16 23:32
1,2-Dibromoethane (EDB)	U	10.00	U	1.30	11/9/16 23:32
Tetrachloroethene	U	10.00	U	1.47	11/9/16 23:32
1,1,1,2-Tetrachloroethane	U	10.00	U	1.46	11/9/16 23:32
Chlorobenzene	U	10.00	U	2.17	11/9/16 23:32
Ethylbenzene	U	10.00	U	2.30	11/9/16 23:32
p & m-Xylene	U	10.00	U	2.30	11/9/16 23:32
1,1,2,2-Tetrachloroethane	U	10.00	U	1.46	11/9/16 23:32
o-Xylene	U	10.00	U	2.30	11/9/16 23:32
1,2,3-Trichloropropane	U	10.00	U	1.66	11/9/16 23:32
Isopropylbenzene	U	10.00	U	2.03	11/9/16 23:32
1,3,5-Trimethylbenzene	U	10.00	U	2.03	11/9/16 23:32
1,2,4-Trimethylbenzene	U	10.00	U	2.03	11/9/16 23:32
1,3-Dichlorobenzene	67.65	10.00	11.25	1.66	11/9/16 23:32
1,4-Dichlorobenzene	U	10.00	U	1.66	11/9/16 23:32
1,2-Dichlorobenzene	U	10.00	U	1.66	11/9/16 23:32
1,2,4-Trichlorobenzene	U	10.00	U	1.35	11/9/16 23:32
Naphthalene	U	10.00	U	1.91	11/9/16 23:32
1,2,3-Trichlorobenzene	U	10.00	U	1.35	11/9/16 23:32
2-Methylnaphthalene	U	10.00	U	1.72	11/9/16 23:32
SURROGATES					
	Percent Recovery	Limits	Lab File ID		Completed
1,2-DCA-d4	94	70-130	A16110932		11/9/16 23:32
Toluene-d8	103	70-130	A16110932		11/9/16 23:32
Bromofluorobenzene	107	70-130	A16110932		11/9/16 23:32

U = Not detected or below Reporting Limit (RL); J = Estimated value below the RL; E = Measurement exceeded upper calibration range of instrument.

Table 1

Beacon Environmental Services, Inc.
2203A Commerce Road Suite 1
Forest Hill, MD 21050 USA
Analysis by EPA Method TO-17

Client:

Vista GeoScience
 130 Capital Drive, Suite C
 Golden, CO

Lab File ID: A16110934
 Beacon Sample ID: G0164568
 Client ID/Sampling Location: SV-08-07
 Date Time Collected: 11/3/16 10:41 AM
 Matrix: Soil Gas
 Dilution Factor: 1.0
 Sample Volume in Liters: 1.00
 Date Received: 11/8/2016
 Analysis Date: 11/10/2016
 Analysis Time: 12:20:00 AM
 Beacon Job Number: 3588B

COMPOUNDS	Results ug/m3	LOQ ug/m3	Results ppbv	LOQ ppbv	Completed
Vinyl Chloride	U	10.00	U	3.91	11/10/16 0:20
1,1-Dichloroethene	U	10.00	U	2.52	11/10/16 0:20
1,1,2-Trichlorotrifluoroethane (Fr.113)	U	10.00	U	1.30	11/10/16 0:20
trans-1,2-Dichloroethene	U	10.00	U	2.52	11/10/16 0:20
Methyl-t-butyl ether	U	10.00	U	2.77	11/10/16 0:20
1,1-Dichloroethane	U	10.00	U	2.47	11/10/16 0:20
cis-1,2-Dichloroethene	U	10.00	U	2.52	11/10/16 0:20
Chloroform	U	10.00	U	2.05	11/10/16 0:20
1,2-Dichloroethane	U	10.00	U	2.47	11/10/16 0:20
1,1,1-Trichloroethane	10.17	10.00	1.86	1.83	11/10/16 0:20
Carbon Tetrachloride	U	10.00	U	1.59	11/10/16 0:20
Benzene	U	10.00	U	3.13	11/10/16 0:20
Trichloroethene	U	10.00	U	1.86	11/10/16 0:20
1,4-Dioxane	U	10.00	U	2.77	11/10/16 0:20
1,1,2-Trichloroethane	U	10.00	U	1.83	11/10/16 0:20
Toluene	106.17	10.00	28.18	2.65	11/10/16 0:20
1,2-Dibromoethane (EDB)	U	10.00	U	1.30	11/10/16 0:20
Tetrachloroethene	U	10.00	U	1.47	11/10/16 0:20
1,1,1,2-Tetrachloroethane	U	10.00	U	1.46	11/10/16 0:20
Chlorobenzene	U	10.00	U	2.17	11/10/16 0:20
Ethylbenzene	18.63	10.00	4.29	2.30	11/10/16 0:20
p & m-Xylene	46.51	10.00	10.71	2.30	11/10/16 0:20
1,1,2,2-Tetrachloroethane	U	10.00	U	1.46	11/10/16 0:20
o-Xylene	12.78	10.00	2.94	2.30	11/10/16 0:20
1,2,3-Trichloropropane	U	10.00	U	1.66	11/10/16 0:20
Isopropylbenzene	U	10.00	U	2.03	11/10/16 0:20
1,3,5-Trimethylbenzene	U	10.00	U	2.03	11/10/16 0:20
1,2,4-Trimethylbenzene	U	10.00	U	2.03	11/10/16 0:20
1,3-Dichlorobenzene	470.72 E	10.00	78.29 E	1.66	11/10/16 0:20
1,4-Dichlorobenzene	U	10.00	U	1.66	11/10/16 0:20
1,2-Dichlorobenzene	U	10.00	U	1.66	11/10/16 0:20
1,2,4-Trichlorobenzene	U	10.00	U	1.35	11/10/16 0:20
Naphthalene	89.4	10.00	17.06	1.91	11/10/16 0:20
1,2,3-Trichlorobenzene	U	10.00	U	1.35	11/10/16 0:20
2-Methylnaphthalene	21.28	10.00	3.66	1.72	11/10/16 0:20
SURROGATES					
	Percent Recovery	Limits	Lab File ID		Completed
1,2-DCA-d4	92	70-130	A16110934		11/10/16 0:20
Toluene-d8	101	70-130	A16110934		11/10/16 0:20
Bromofluorobenzene	106	70-130	A16110934		11/10/16 0:20

U = Not detected or below Reporting Limit (RL); J = Estimated value below the RL; E = Measurement exceeded upper calibration range of instrument.

Table 1

Beacon Environmental Services, Inc.
2203A Commerce Road Suite 1
Forest Hill, MD 21050 USA
Analysis by EPA Method TO-17

Client:

Vista GeoScience
 130 Capital Drive, Suite C
 Golden, CO

Lab File ID: A16110936
 Beacon Sample ID: H0234589
 Client ID/Sampling Location: SV-08-08
 Date Time Collected: 11/3/16 11:05 AM
 Matrix: Soil Gas
 Dilution Factor: 1.0
 Sample Volume in Liters: 1.00
 Date Received: 11/8/2016
 Analysis Date: 11/10/2016
 Analysis Time: 1:07:00 AM
 Beacon Job Number: 3588B

COMPOUNDS	Results ug/m3	LOQ ug/m3	Results ppbv	LOQ ppbv	Completed
Vinyl Chloride	U	10.00	U	3.91	11/10/16 1:07
1,1-Dichloroethene	U	10.00	U	2.52	11/10/16 1:07
1,1,2-Trichlorotrifluoroethane (Fr.113)	U	10.00	U	1.30	11/10/16 1:07
trans-1,2-Dichloroethene	U	10.00	U	2.52	11/10/16 1:07
Methyl-t-butyl ether	U	10.00	U	2.77	11/10/16 1:07
1,1-Dichloroethane	U	10.00	U	2.47	11/10/16 1:07
cis-1,2-Dichloroethane	U	10.00	U	2.52	11/10/16 1:07
Chloroform	U	10.00	U	2.05	11/10/16 1:07
1,2-Dichloroethane	U	10.00	U	2.47	11/10/16 1:07
1,1,1-Trichloroethane	U	10.00	U	1.83	11/10/16 1:07
Carbon Tetrachloride	U	10.00	U	1.59	11/10/16 1:07
Benzene	U	10.00	U	3.13	11/10/16 1:07
Trichloroethene	U	10.00	U	1.86	11/10/16 1:07
1,4-Dioxane	U	10.00	U	2.77	11/10/16 1:07
1,1,2-Trichloroethane	U	10.00	U	1.83	11/10/16 1:07
Toluene	94.74	10.00	25.14	2.65	11/10/16 1:07
1,2-Dibromoethane (EDB)	U	10.00	U	1.30	11/10/16 1:07
Tetrachloroethene	U	10.00	U	1.47	11/10/16 1:07
1,1,1,2-Tetrachloroethane	U	10.00	U	1.46	11/10/16 1:07
Chlorobenzene	U	10.00	U	2.17	11/10/16 1:07
Ethylbenzene	13.59	10.00	3.13	2.30	11/10/16 1:07
p & m-Xylene	35.28	10.00	8.12	2.30	11/10/16 1:07
1,1,2,2-Tetrachloroethane	U	10.00	U	1.46	11/10/16 1:07
o-Xylene	U	10.00	U	2.30	11/10/16 1:07
1,2,3-Trichloropropane	U	10.00	U	1.66	11/10/16 1:07
Isopropylbenzene	U	10.00	U	2.03	11/10/16 1:07
1,3,5-Trimethylbenzene	U	10.00	U	2.03	11/10/16 1:07
1,2,4-Trimethylbenzene	U	10.00	U	2.03	11/10/16 1:07
1,3-Dichlorobenzene	794.56 E	10.00	132.15 E	1.66	11/10/16 1:07
1,4-Dichlorobenzene	U	10.00	U	1.66	11/10/16 1:07
1,2-Dichlorobenzene	U	10.00	U	1.66	11/10/16 1:07
1,2,4-Trichlorobenzene	U	10.00	U	1.35	11/10/16 1:07
Naphthalene	4.22 J	10.00	0.81 J	1.91	11/10/16 1:07
1,2,3-Trichlorobenzene	U	10.00	U	1.35	11/10/16 1:07
2-Methylnaphthalene	U	10.00	U	1.72	11/10/16 1:07
SURROGATES					
	Percent Recovery	Limits	Lab File ID		Completed
1,2-DCA-d4	93	70-130	A16110936		11/10/16 1:07
Toluene-d8	103	70-130	A16110936		11/10/16 1:07
Bromofluorobenzene	107	70-130	A16110936		11/10/16 1:07

U = Not detected or below Reporting Limit (RL); J = Estimated value below the RL; E = Measurement exceeded upper calibration range of instrument.

Table 1

Beacon Environmental Services, Inc.
2203A Commerce Road Suite 1
Forest Hill, MD 21050 USA
Analysis by EPA Method TO-17

Client:

Vista GeoScience
 130 Capital Drive, Suite C
 Golden, CO

Lab File ID: A16110938
 Beacon Sample ID: G0164999
 Client ID/Sampling Location: SV-08-01
 Date Time Collected: 11/3/16 11:31 AM
 Matrix: Soil Gas
 Dilution Factor: 1.0
 Sample Volume in Liters: 1.00
 Date Received: 11/8/2016
 Analysis Date: 11/10/2016
 Analysis Time: 1:53:00 AM
 Beacon Job Number: 3588B

COMPOUNDS	Results ug/m3	LOQ ug/m3	Results ppbv	LOQ ppbv	Completed
Vinyl Chloride	U	10.00	U	3.91	11/10/16 1:53
1,1-Dichloroethene	U	10.00	U	2.52	11/10/16 1:53
1,1,2-Trichlorotrifluoroethane (Fr.113)	U	10.00	U	1.30	11/10/16 1:53
trans-1,2-Dichloroethene	U	10.00	U	2.52	11/10/16 1:53
Methyl-t-butyl ether	U	10.00	U	2.77	11/10/16 1:53
1,1-Dichloroethane	U	10.00	U	2.47	11/10/16 1:53
cis-1,2-Dichloroethene	U	10.00	U	2.52	11/10/16 1:53
Chloroform	U	10.00	U	2.05	11/10/16 1:53
1,2-Dichloroethane	U	10.00	U	2.47	11/10/16 1:53
1,1,1-Trichloroethane	U	10.00	U	1.83	11/10/16 1:53
Carbon Tetrachloride	U	10.00	U	1.59	11/10/16 1:53
Benzene	U	10.00	U	3.13	11/10/16 1:53
Trichloroethene	U	10.00	U	1.86	11/10/16 1:53
1,4-Dioxane	U	10.00	U	2.77	11/10/16 1:53
1,1,2-Trichloroethane	U	10.00	U	1.83	11/10/16 1:53
Toluene	29.05	10.00	7.71	2.65	11/10/16 1:53
1,2-Dibromoethane (EDB)	U	10.00	U	1.30	11/10/16 1:53
Tetrachloroethene	U	10.00	U	1.47	11/10/16 1:53
1,1,1,2-Tetrachloroethane	U	10.00	U	1.46	11/10/16 1:53
Chlorobenzene	U	10.00	U	2.17	11/10/16 1:53
Ethylbenzene	U	10.00	U	2.30	11/10/16 1:53
p & m-Xylene	U	10.00	U	2.30	11/10/16 1:53
1,1,2,2-Tetrachloroethane	U	10.00	U	1.46	11/10/16 1:53
o-Xylene	U	10.00	U	2.30	11/10/16 1:53
1,2,3-Trichloropropane	U	10.00	U	1.66	11/10/16 1:53
Isopropylbenzene	U	10.00	U	2.03	11/10/16 1:53
1,3,5-Trimethylbenzene	U	10.00	U	2.03	11/10/16 1:53
1,2,4-Trimethylbenzene	U	10.00	U	2.03	11/10/16 1:53
1,3-Dichlorobenzene	130.6	10.00	21.72	1.66	11/10/16 1:53
1,4-Dichlorobenzene	U	10.00	U	1.66	11/10/16 1:53
1,2-Dichlorobenzene	U	10.00	U	1.66	11/10/16 1:53
1,2,4-Trichlorobenzene	U	10.00	U	1.35	11/10/16 1:53
Naphthalene	U	10.00	U	1.91	11/10/16 1:53
1,2,3-Trichlorobenzene	U	10.00	U	1.35	11/10/16 1:53
2-Methylnaphthalene	U	10.00	U	1.72	11/10/16 1:53
SURROGATES					
	Percent Recovery	Limits	Lab File ID		Completed
1,2-DCA-d4	95	70-130	A16110938		11/10/16 1:53
Toluene-d8	102	70-130	A16110938		11/10/16 1:53
Bromofluorobenzene	103	70-130	A16110938		11/10/16 1:53

U = Not detected or below Reporting Limit (RL); J = Estimated value below the RL; E = Measurement exceeded upper calibration range of instrument.

Table 1

Beacon Environmental Services, Inc.
2203A Commerce Road Suite 1
Forest Hill, MD 21050 USA
Analysis by EPA Method TO-17

Client:

Vista GeoScience
 130 Capital Drive, Suite C
 Golden, CO

Lab File ID: A16110940
 Beacon Sample ID: 1100817
 Client ID/Sampling Location: SV-05-01
 Date Time Collected: 11/3/16 1:22 PM
 Matrix: Soil Gas
 Dilution Factor: 1.0
 Sample Volume in Liters: 1.00
 Date Received: 11/8/2016
 Analysis Date: 11/10/2016
 Analysis Time: 2:40:00 AM
 Beacon Job Number: 3588B

COMPOUNDS	Results ug/m3	LOQ ug/m3	Results ppbv	LOQ ppbv	Completed
Vinyl Chloride	U	10.00	U	3.91	11/10/16 2:40
1,1-Dichloroethene	U	10.00	U	2.52	11/10/16 2:40
1,1,2-Trichlorotrifluoroethane (Fr.113)	U	10.00	U	1.30	11/10/16 2:40
trans-1,2-Dichloroethene	U	10.00	U	2.52	11/10/16 2:40
Methyl-t-butyl ether	U	10.00	U	2.77	11/10/16 2:40
1,1-Dichloroethane	U	10.00	U	2.47	11/10/16 2:40
cis-1,2-Dichloroethene	U	10.00	U	2.52	11/10/16 2:40
Chloroform	U	10.00	U	2.05	11/10/16 2:40
1,2-Dichloroethane	U	10.00	U	2.47	11/10/16 2:40
1,1,1-Trichloroethane	U	10.00	U	1.83	11/10/16 2:40
Carbon Tetrachloride	U	10.00	U	1.59	11/10/16 2:40
Benzene	U	10.00	U	3.13	11/10/16 2:40
Trichloroethene	U	10.00	U	1.86	11/10/16 2:40
1,4-Dioxane	U	10.00	U	2.77	11/10/16 2:40
1,1,2-Trichloroethane	U	10.00	U	1.83	11/10/16 2:40
Toluene	36.46	10.00	9.68	2.65	11/10/16 2:40
1,2-Dibromoethane (EDB)	U	10.00	U	1.30	11/10/16 2:40
Tetrachloroethene	U	10.00	U	1.47	11/10/16 2:40
1,1,1,2-Tetrachloroethane	U	10.00	U	1.46	11/10/16 2:40
Chlorobenzene	U	10.00	U	2.17	11/10/16 2:40
Ethylbenzene	U	10.00	U	2.30	11/10/16 2:40
p & m-Xylene	25.08	10.00	5.78	2.30	11/10/16 2:40
1,1,2,2-Tetrachloroethane	U	10.00	U	1.46	11/10/16 2:40
o-Xylene	U	10.00	U	2.30	11/10/16 2:40
1,2,3-Trichloropropane	U	10.00	U	1.66	11/10/16 2:40
Isopropylbenzene	U	10.00	U	2.03	11/10/16 2:40
1,3,5-Trimethylbenzene	U	10.00	U	2.03	11/10/16 2:40
1,2,4-Trimethylbenzene	U	10.00	U	2.03	11/10/16 2:40
1,3-Dichlorobenzene	312.02 E	10.00	51.89 E	1.66	11/10/16 2:40
1,4-Dichlorobenzene	U	10.00	U	1.66	11/10/16 2:40
1,2-Dichlorobenzene	U	10.00	U	1.66	11/10/16 2:40
1,2,4-Trichlorobenzene	U	10.00	U	1.35	11/10/16 2:40
Naphthalene	6.07 J	10.00	1.16 J	1.91	11/10/16 2:40
1,2,3-Trichlorobenzene	U	10.00	U	1.35	11/10/16 2:40
2-Methylnaphthalene	U	10.00	U	1.72	11/10/16 2:40
SURROGATES					
	Percent Recovery	Limits	Lab File ID		Completed
1,2-DCA-d4	94	70-130	A16110940		11/10/16 2:40
Toluene-d8	102	70-130	A16110940		11/10/16 2:40
Bromofluorobenzene	108	70-130	A16110940		11/10/16 2:40

U = Not detected or below Reporting Limit (RL); J = Estimated value below the RL; E = Measurement exceeded upper calibration range of instrument.

Table 1

Beacon Environmental Services, Inc.
2203A Commerce Road Suite 1
Forest Hill, MD 21050 USA
Analysis by EPA Method TO-17

Client:

Vista GeoScience
 130 Capital Drive, Suite C
 Golden, CO

Lab File ID: A16110942
 Beacon Sample ID: 1049459
 Client ID/Sampling Location: SV-05-02
 Date Time Collected: 11/3/16 1:42 PM
 Matrix: Soil Gas
 Dilution Factor: 1.0
 Sample Volume in Liters: 1.00
 Date Received: 11/8/2016
 Analysis Date: 11/10/2016
 Analysis Time: 3:26:00 AM
 Beacon Job Number: 3588B

COMPOUNDS	Results ug/m3	LOQ ug/m3	Results ppbv	LOQ ppbv	Completed
Vinyl Chloride	U	10.00	U	3.91	11/10/16 3:26
1,1-Dichloroethene	U	10.00	U	2.52	11/10/16 3:26
1,1,2-Trichlorotrifluoroethane (Fr.113)	U	10.00	U	1.30	11/10/16 3:26
trans-1,2-Dichloroethene	U	10.00	U	2.52	11/10/16 3:26
Methyl-t-butyl ether	U	10.00	U	2.77	11/10/16 3:26
1,1-Dichloroethane	U	10.00	U	2.47	11/10/16 3:26
cis-1,2-Dichloroethene	U	10.00	U	2.52	11/10/16 3:26
Chloroform	U	10.00	U	2.05	11/10/16 3:26
1,2-Dichloroethane	U	10.00	U	2.47	11/10/16 3:26
1,1,1-Trichloroethane	U	10.00	U	1.83	11/10/16 3:26
Carbon Tetrachloride	U	10.00	U	1.59	11/10/16 3:26
Benzene	U	10.00	U	3.13	11/10/16 3:26
Trichloroethene	U	10.00	U	1.86	11/10/16 3:26
1,4-Dioxane	U	10.00	U	2.77	11/10/16 3:26
1,1,2-Trichloroethane	U	10.00	U	1.83	11/10/16 3:26
Toluene	54.1	10.00	14.36	2.65	11/10/16 3:26
1,2-Dibromoethane (EDB)	U	10.00	U	1.30	11/10/16 3:26
Tetrachloroethene	U	10.00	U	1.47	11/10/16 3:26
1,1,1,2-Tetrachloroethane	U	10.00	U	1.46	11/10/16 3:26
Chlorobenzene	U	10.00	U	2.17	11/10/16 3:26
Ethylbenzene	13.54	10.00	3.12	2.30	11/10/16 3:26
p & m-Xylene	34.33	10.00	7.91	2.30	11/10/16 3:26
1,1,2,2-Tetrachloroethane	U	10.00	U	1.46	11/10/16 3:26
o-Xylene	11.79	10.00	2.72	2.30	11/10/16 3:26
1,2,3-Trichloropropane	U	10.00	U	1.66	11/10/16 3:26
Isopropylbenzene	U	10.00	U	2.03	11/10/16 3:26
1,3,5-Trimethylbenzene	U	10.00	U	2.03	11/10/16 3:26
1,2,4-Trimethylbenzene	10.82	10.00	2.2	2.03	11/10/16 3:26
1,3-Dichlorobenzene	338.87 E	10.00	56.36 E	1.66	11/10/16 3:26
1,4-Dichlorobenzene	U	10.00	U	1.66	11/10/16 3:26
1,2-Dichlorobenzene	U	10.00	U	1.66	11/10/16 3:26
1,2,4-Trichlorobenzene	U	10.00	U	1.35	11/10/16 3:26
Naphthalene	3.63 J	10.00	0.69 J	1.91	11/10/16 3:26
1,2,3-Trichlorobenzene	U	10.00	U	1.35	11/10/16 3:26
2-Methylnaphthalene	U	10.00	U	1.72	11/10/16 3:26
SURROGATES					
	Percent Recovery	Limits	Lab File ID		Completed
1,2-DCA-d4	93	70-130	A16110942		11/10/16 3:26
Toluene-d8	102	70-130	A16110942		11/10/16 3:26
Bromofluorobenzene	109	70-130	A16110942		11/10/16 3:26

U = Not detected or below Reporting Limit (RL); J = Estimated value below the RL.; E = Measurement exceeded upper calibration range of instrument.

Table 1

Beacon Environmental Services, Inc.
2203A Commerce Road Suite 1
Forest Hill, MD 21050 USA
Analysis by EPA Method TO-17

Client:

Vista GeoScience
 130 Capital Drive, Suite C
 Golden, CO

Lab File ID: A16110944
 Beacon Sample ID: 1049520
 Client ID/Sampling Location: SV-05-03
 Date Time Collected: 11/3/16 2:10 PM
 Matrix: Soil Gas
 Dilution Factor: 1.0
 Sample Volume in Liters: 1.00
 Date Received: 11/8/2016
 Analysis Date: 11/10/2016
 Analysis Time: 4:12:00 AM
 Beacon Job Number: 3588B

COMPOUNDS	Results ug/m3	LOQ ug/m3	Results ppbv	LOQ ppbv	Completed
Vinyl Chloride	U	10.00	U	3.91	11/10/16 4:12
1,1-Dichloroethene	U	10.00	U	2.52	11/10/16 4:12
1,1,2-Trichlorotrifluoroethane (Fr.113)	U	10.00	U	1.30	11/10/16 4:12
trans-1,2-Dichloroethene	U	10.00	U	2.52	11/10/16 4:12
Methyl-t-butyl ether	U	10.00	U	2.77	11/10/16 4:12
1,1-Dichloroethane	U	10.00	U	2.47	11/10/16 4:12
cis-1,2-Dichloroethene	U	10.00	U	2.52	11/10/16 4:12
Chloroform	U	10.00	U	2.05	11/10/16 4:12
1,2-Dichloroethane	U	10.00	U	2.47	11/10/16 4:12
1,1,1-Trichloroethane	U	10.00	U	1.83	11/10/16 4:12
Carbon Tetrachloride	U	10.00	U	1.59	11/10/16 4:12
Benzene	U	10.00	U	3.13	11/10/16 4:12
Trichloroethene	U	10.00	U	1.86	11/10/16 4:12
1,4-Dioxane	U	10.00	U	2.77	11/10/16 4:12
1,1,2-Trichloroethane	U	10.00	U	1.83	11/10/16 4:12
Toluene	38.06	10.00	10.1	2.65	11/10/16 4:12
1,2-Dibromoethane (EDB)	U	10.00	U	1.30	11/10/16 4:12
Tetrachloroethene	U	10.00	U	1.47	11/10/16 4:12
1,1,1,2-Tetrachloroethane	U	10.00	U	1.46	11/10/16 4:12
Chlorobenzene	U	10.00	U	2.17	11/10/16 4:12
Ethylbenzene	10.15	10.00	2.34	2.30	11/10/16 4:12
p & m-Xylene	25.24	10.00	5.81	2.30	11/10/16 4:12
1,1,2,2-Tetrachloroethane	U	10.00	U	1.46	11/10/16 4:12
o-Xylene	U	10.00	U	2.30	11/10/16 4:12
1,2,3-Trichloropropane	U	10.00	U	1.66	11/10/16 4:12
Isopropylbenzene	U	10.00	U	2.03	11/10/16 4:12
1,3,5-Trimethylbenzene	U	10.00	U	2.03	11/10/16 4:12
1,2,4-Trimethylbenzene	U	10.00	U	2.03	11/10/16 4:12
1,3-Dichlorobenzene	481.16 E	10.00	80.02 E	1.66	11/10/16 4:12
1,4-Dichlorobenzene	U	10.00	U	1.66	11/10/16 4:12
1,2-Dichlorobenzene	U	10.00	U	1.66	11/10/16 4:12
1,2,4-Trichlorobenzene	U	10.00	U	1.35	11/10/16 4:12
Naphthalene	18.82	10.00	3.59	1.91	11/10/16 4:12
1,2,3-Trichlorobenzene	U	10.00	U	1.35	11/10/16 4:12
2-Methylnaphthalene	14.12	10.00	2.43	1.72	11/10/16 4:12
SURROGATES					
	Percent Recovery	Limits	Lab File ID		Completed
1,2-DCA-d4	92	70-130	A16110944		11/10/16 4:12
Toluene-d8	101	70-130	A16110944		11/10/16 4:12
Bromofluorobenzene	108	70-130	A16110944		11/10/16 4:12

U = Not detected or below Reporting Limit (RL); J = Estimated value below the RL; E = Measurement exceeded upper calibration range of instrument.

Table 1

Beacon Environmental Services, Inc.
2203A Commerce Road Suite 1
Forest Hill, MD 21050 USA
Analysis by EPA Method TO-17

Client:

Vista GeoScience
 130 Capital Drive, Suite C
 Golden, CO

Lab File ID: A16110946
 Beacon Sample ID: G0177980
 Client ID/Sampling Location: SV-05-05
 Date Time Collected: 11/3/16 2:42 PM
 Matrix: Soil Gas
 Dilution Factor: 1.0
 Sample Volume in Liters: 1.00
 Date Received: 11/8/2016
 Analysis Date: 11/10/2016
 Analysis Time: 4:59:00 AM
 Beacon Job Number: 3588B

COMPOUNDS	Results ug/m3	LOQ ug/m3	Results ppbv	LOQ ppbv	Completed
Vinyl Chloride	U	10.00	U	3.91	11/10/16 4:59
1,1-Dichloroethene	U	10.00	U	2.52	11/10/16 4:59
1,1,2-Trichlorotrifluoroethane (Fr.113)	U	10.00	U	1.30	11/10/16 4:59
trans-1,2-Dichloroethene	U	10.00	U	2.52	11/10/16 4:59
Methyl-t-butyl ether	U	10.00	U	2.77	11/10/16 4:59
1,1-Dichloroethane	U	10.00	U	2.47	11/10/16 4:59
cis-1,2-Dichloroethene	U	10.00	U	2.52	11/10/16 4:59
Chloroform	U	10.00	U	2.05	11/10/16 4:59
1,2-Dichloroethane	U	10.00	U	2.47	11/10/16 4:59
1,1,1-Trichloroethane	U	10.00	U	1.83	11/10/16 4:59
Carbon Tetrachloride	U	10.00	U	1.59	11/10/16 4:59
Benzene	U	10.00	U	3.13	11/10/16 4:59
Trichloroethene	U	10.00	U	1.86	11/10/16 4:59
1,4-Dioxane	U	10.00	U	2.77	11/10/16 4:59
1,1,2-Trichloroethane	U	10.00	U	1.83	11/10/16 4:59
Toluene	31.06	10.00	8.24	2.65	11/10/16 4:59
1,2-Dibromoethane (EDB)	U	10.00	U	1.30	11/10/16 4:59
Tetrachloroethene	U	10.00	U	1.47	11/10/16 4:59
1,1,1,2-Tetrachloroethane	U	10.00	U	1.46	11/10/16 4:59
Chlorobenzene	U	10.00	U	2.17	11/10/16 4:59
Ethylbenzene	U	10.00	U	2.30	11/10/16 4:59
p & m-Xylene	19.08	10.00	4.39	2.30	11/10/16 4:59
1,1,2,2-Tetrachloroethane	U	10.00	U	1.46	11/10/16 4:59
o-Xylene	U	10.00	U	2.30	11/10/16 4:59
1,2,3-Trichloropropane	U	10.00	U	1.66	11/10/16 4:59
Isopropylbenzene	U	10.00	U	2.03	11/10/16 4:59
1,3,5-Trimethylbenzene	U	10.00	U	2.03	11/10/16 4:59
1,2,4-Trimethylbenzene	U	10.00	U	2.03	11/10/16 4:59
1,3-Dichlorobenzene	439.9 E	10.00	73.16 E	1.66	11/10/16 4:59
1,4-Dichlorobenzene	U	10.00	U	1.66	11/10/16 4:59
1,2-Dichlorobenzene	U	10.00	U	1.66	11/10/16 4:59
1,2,4-Trichlorobenzene	U	10.00	U	1.35	11/10/16 4:59
Naphthalene	3.08 J	10.00	0.59 J	1.91	11/10/16 4:59
1,2,3-Trichlorobenzene	U	10.00	U	1.35	11/10/16 4:59
2-Methylnaphthalene	U	10.00	U	1.72	11/10/16 4:59
SURROGATES					
	Percent Recovery	Limits	Lab File ID		Completed
1,2-DCA-d4	91	70-130	A16110946		11/10/16 4:59
Toluene-d8	102	70-130	A16110946		11/10/16 4:59
Bromofluorobenzene	108	70-130	A16110946		11/10/16 4:59

U = Not detected or below Reporting Limit (RL); J = Estimated value below the RL; E = Measurement exceeded upper calibration range of instrument.

Table 1

Beacon Environmental Services, Inc.
2203A Commerce Road Suite 1
Forest Hill, MD 21050 USA
Analysis by EPA Method TO-17

Client:

Vista GeoScience
 130 Capital Drive, Suite C
 Golden, CO

Lab File ID: A16110948
 Beacon Sample ID: H0231898
 Client ID/Sampling Location: SV-05-04
 Date Time Collected: 11/3/16 2:28 PM
 Matrix: Soil Gas
 Dilution Factor: 1.0
 Sample Volume in Liters: 1.00
 Date Received: 11/8/2016
 Analysis Date: 11/10/2016
 Analysis Time: 5:45:00 AM
 Beacon Job Number: 3588B

COMPOUNDS	Results ug/m3	LOQ ug/m3	Results ppbv	LOQ ppbv	Completed
Vinyl Chloride	U	10.00	U	3.91	11/10/16 5:45
1,1-Dichloroethene	U	10.00	U	2.52	11/10/16 5:45
1,1,2-Trichlorotrifluoroethane (Fr.113)	U	10.00	U	1.30	11/10/16 5:45
trans-1,2-Dichloroethene	U	10.00	U	2.52	11/10/16 5:45
Methyl-t-butyl ether	U	10.00	U	2.77	11/10/16 5:45
1,1-Dichloroethane	U	10.00	U	2.47	11/10/16 5:45
cis-1,2-Dichloroethene	U	10.00	U	2.52	11/10/16 5:45
Chloroform	U	10.00	U	2.05	11/10/16 5:45
1,2-Dichloroethane	U	10.00	U	2.47	11/10/16 5:45
1,1,1-Trichloroethane	U	10.00	U	1.83	11/10/16 5:45
Carbon Tetrachloride	U	10.00	U	1.59	11/10/16 5:45
Benzene	U	10.00	U	3.13	11/10/16 5:45
Trichloroethene	U	10.00	U	1.86	11/10/16 5:45
1,4-Dioxane	U	10.00	U	2.77	11/10/16 5:45
1,1,2-Trichloroethane	U	10.00	U	1.83	11/10/16 5:45
Toluene	41.01	10.00	10.88	2.65	11/10/16 5:45
1,2-Dibromoethane (EDB)	U	10.00	U	1.30	11/10/16 5:45
Tetrachloroethene	U	10.00	U	1.47	11/10/16 5:45
1,1,1,2-Tetrachloroethane	U	10.00	U	1.46	11/10/16 5:45
Chlorobenzene	U	10.00	U	2.17	11/10/16 5:45
Ethylbenzene	10.35	10.00	2.38	2.30	11/10/16 5:45
p & m-Xylene	25.17	10.00	5.8	2.30	11/10/16 5:45
1,1,2,2-Tetrachloroethane	U	10.00	U	1.46	11/10/16 5:45
o-Xylene	U	10.00	U	2.30	11/10/16 5:45
1,2,3-Trichloropropane	U	10.00	U	1.66	11/10/16 5:45
Isopropylbenzene	U	10.00	U	2.03	11/10/16 5:45
1,3,5-Trimethylbenzene	U	10.00	U	2.03	11/10/16 5:45
1,2,4-Trimethylbenzene	U	10.00	U	2.03	11/10/16 5:45
1,3-Dichlorobenzene	396.72 E	10.00	65.98 E	1.66	11/10/16 5:45
1,4-Dichlorobenzene	U	10.00	U	1.66	11/10/16 5:45
1,2-Dichlorobenzene	U	10.00	U	1.66	11/10/16 5:45
1,2,4-Trichlorobenzene	U	10.00	U	1.35	11/10/16 5:45
Naphthalene	80.59	10.00	15.37	1.91	11/10/16 5:45
1,2,3-Trichlorobenzene	U	10.00	U	1.35	11/10/16 5:45
2-Methylnaphthalene	27.52	10.00	4.73	1.72	11/10/16 5:45
SURROGATES					
	Percent Recovery	Limits	Lab File ID		Completed
1,2-DCA-d4	92	70-130	A16110948		11/10/16 5:45
Toluene-d8	102	70-130	A16110948		11/10/16 5:45
Bromofluorobenzene	107	70-130	A16110948		11/10/16 5:45

U = Not detected or below Reporting Limit (RL); J = Estimated value below the RL; E = Measurement exceeded upper calibration range of instrument.

Table 1

Beacon Environmental Services, Inc.
2203A Commerce Road Suite 1
Forest Hill, MD 21050 USA
Analysis by EPA Method TO-17

Client:

Vista GeoScience
 130 Capital Drive, Suite C
 Golden, CO

Lab File ID: A16110950
 Beacon Sample ID: 1101163
 Client ID/Sampling Location: SV-05-06
 Date Time Collected: 11/3/16 3:06 PM
 Matrix: Soil Gas
 Dilution Factor: 1.0
 Sample Volume in Liters: 1.00
 Date Received: 11/8/2016
 Analysis Date: 11/10/2016
 Analysis Time: 6:32:00 AM
 Beacon Job Number: 3588B

COMPOUNDS	Results ug/m3	LOQ ug/m3	Results ppbv	LOQ ppbv	Completed
Vinyl Chloride	U	10.00	U	3.91	11/10/16 6:32
1,1-Dichloroethene	U	10.00	U	2.52	11/10/16 6:32
1,1,2-Trichlorotrifluoroethane (Fr.113)	U	10.00	U	1.30	11/10/16 6:32
trans-1,2-Dichloroethene	U	10.00	U	2.52	11/10/16 6:32
Methyl-t-butyl ether	U	10.00	U	2.77	11/10/16 6:32
1,1-Dichloroethane	U	10.00	U	2.47	11/10/16 6:32
cis-1,2-Dichloroethene	U	10.00	U	2.52	11/10/16 6:32
Chloroform	U	10.00	U	2.05	11/10/16 6:32
1,2-Dichloroethane	U	10.00	U	2.47	11/10/16 6:32
1,1,1-Trichloroethane	U	10.00	U	1.83	11/10/16 6:32
Carbon Tetrachloride	U	10.00	U	1.59	11/10/16 6:32
Benzene	U	10.00	U	3.13	11/10/16 6:32
Trichloroethene	U	10.00	U	1.86	11/10/16 6:32
1,4-Dioxane	U	10.00	U	2.77	11/10/16 6:32
1,1,2-Trichloroethane	U	10.00	U	1.83	11/10/16 6:32
Toluene	34.42	10.00	9.13	2.65	11/10/16 6:32
1,2-Dibromoethane (EDB)	U	10.00	U	1.30	11/10/16 6:32
Tetrachloroethene	U	10.00	U	1.47	11/10/16 6:32
1,1,1,2-Tetrachloroethane	U	10.00	U	1.46	11/10/16 6:32
Chlorobenzene	U	10.00	U	2.17	11/10/16 6:32
Ethylbenzene	11.04	10.00	2.54	2.30	11/10/16 6:32
p & m-Xylene	27.78	10.00	6.4	2.30	11/10/16 6:32
1,1,2,2-Tetrachloroethane	U	10.00	U	1.46	11/10/16 6:32
o-Xylene	U	10.00	U	2.30	11/10/16 6:32
1,2,3-Trichloropropane	U	10.00	U	1.66	11/10/16 6:32
Isopropylbenzene	U	10.00	U	2.03	11/10/16 6:32
1,3,5-Trimethylbenzene	U	10.00	U	2.03	11/10/16 6:32
1,2,4-Trimethylbenzene	U	10.00	U	2.03	11/10/16 6:32
1,3-Dichlorobenzene	397.51 E	10.00	66.11 E	1.66	11/10/16 6:32
1,4-Dichlorobenzene	U	10.00	U	1.66	11/10/16 6:32
1,2-Dichlorobenzene	U	10.00	U	1.66	11/10/16 6:32
1,2,4-Trichlorobenzene	U	10.00	U	1.35	11/10/16 6:32
Naphthalene	3.63 J	10.00	0.69 J	1.91	11/10/16 6:32
1,2,3-Trichlorobenzene	U	10.00	U	1.35	11/10/16 6:32
2-Methylnaphthalene	U	10.00	U	1.72	11/10/16 6:32
SURROGATES					
	Percent Recovery	Limits	Lab File ID		Completed
1,2-DCA-d4	93	70-130	A16110950		11/10/16 6:32
Toluene-d8	102	70-130	A16110950		11/10/16 6:32
Bromofluorobenzene	108	70-130	A16110950		11/10/16 6:32

U = Not detected or below Reporting Limit (RL); J = Estimated value below the RL; E = Measurement exceeded upper calibration range of instrument.

Attachment 1
Chain of Custody

CHAIN-OF-CUSTODY RECORD

Client Contact Information			Project Manager: <u>Lynda Price</u>					BEACON Project No.: 3588							
Company: <u>Entera</u>			Phone: <u>(512) 492-2072</u>					Client PO No.			Analysis		Matrix		
Address: <u>6000 Uptown Blvd. NE</u>			Project Name: <u>COA Railway</u>					Analysis Turnaround Time							
City/State/Zip: <u>Albuquerque, NM 87110</u>			Location: <u>1100 2nd St. SW Albuquerque, NM</u>					<input checked="" type="checkbox"/> Normal							
Phone: <u>(505) 296-1600</u>			Sampler Name(s): <u>J. ZAUREL & T. LAWSON</u>					<input type="checkbox"/> Rush (Specify): _____ days							
Location ID	Tube ID Number	Pump ID Number	Start Time		Temp. (F)	Stop Time		Temp. (F)	Pre-survey Measured Pump Flow Rate (mL/min)	Post-survey Measured Pump Flow Rate (mL/min)	TO-17	8260B	TICs	Indoor / Ambient Air	Soil Gas
			Date	Time		Date	Time								
<u>SV-06 B</u>	<u>H0232665</u>	<u>ROA-P101-AA</u>	<u>10/25</u>	<u>11:28</u>		<u>10/25</u>	<u>11:33</u>		<u>200 mL/min</u>	<u>200 mL/min</u>	<u>X</u>				
<u>SV-06 A</u>	<u>H0234809</u>			<u>11:28</u>			<u>11:33</u>		<u>200 mL/min</u>	<u>200 mL/min</u>					
<u>SV-07B</u>	<u>H0231804</u>			<u>13:35</u>			<u>13:40</u>		<u>200 mL/min</u>	<u>200 mL/min</u>					
<u>SV-07A</u>	<u>H0199678</u>			<u>13:35</u>			<u>13:40</u>		<u>200 mL/min</u>	<u>200 mL/min</u>					
<u>SV-08A</u>	<u>1649238</u>			<u>15:37</u>			<u>15:42</u>		<u>200 mL/min</u>	<u>200 mL/min</u>					
<u>SV-08B</u>	<u>1161336</u>			<u>15:37</u>			<u>15:42</u>		<u>200 mL/min</u>	<u>200 mL/min</u>					
<u>SV-09A</u>	<u>G0177458</u>			<u>17:18</u>			<u>17:23</u>		<u>200 mL/min</u>	<u>200 mL/min</u>					
<u>SV-09B</u>	<u>1101200</u>			<u>17:15</u>			<u>17:23</u>		<u>200 mL/min</u>	<u>200 mL/min</u>					
Ambient Conditions When Sampling					Pump(s) Calibration and Flow Rate Check:										
Temperature (F)		Barometric Pressure (mmHg)		Date	Cal. Tube ID:		Date	Lab or Field	Flow Meter Make/Serial #		Operator name				
<u>65°</u>		<u>25.22</u>		<u>10/25</u>	Pre-Survey										
Start		Stop			Post-Survey										
Special Notes/Instructions:															
Relinquished by: <u>JERRY KANDEL</u>				Date/Time: <u>10/3/16 12:30</u>				Received by: <u>Augusto Benavides</u>				Date/Time: <u>11/4/2016 13:17h</u>			
Relinquished by: _____				Date/Time: _____				Received by: _____				Date/Time: _____			
Relinquished by: _____				Date/Time: _____				Received by: _____				Date/Time: _____			
Lab Use Only	Courier Name			Shipment Condition			Sample Delivery Group ID			Custody Seal Intact			Custody Seal No.		
	<u>Fed Ex</u>			<u>good</u>						<u>Yes</u> No None			<u>0603986</u>		

Beacon Project 3588 -- Page 54 of 63

CHAIN-OF-CUSTODY RECORD

Client Contact Information			Project Manager:					BEACON Project No.: 3588							
Company: <i>Intera</i>			Phone:					Client PO No.			Analysis		Matrix		
Address:			Project Name:					Analysis Turnaround Time							
City/State/Zip:			Location:					<input checked="" type="checkbox"/> Normal							
Phone:			Sampler Name(s):					<input type="checkbox"/> Rush (Specify): _____ days							
Location ID	Tube ID Number	Pump ID Number	Start Time		Temp. (F)	Stop Time		Temp. (F)	Pre-survey Measured Pump Flow Rate (mL/min)	Post-survey Measured Pump Flow Rate (mL/min)	TO-17	8260B	TICs	Indoor / Ambient Air	Soil Gas
			Date	Time		Date	Time								
SV-16 A	HD199673	RDA-PI01-AA	10/26	13:35		10/26	13:40		200 mL/min	200 mL/min	X				
SV-16 B	HD200229			13:35			13:40		200 mL/min	200 mL/min					
SV-17 A	HD232690			14:18			14:23		200 mL/min	200 mL/min					
SV-17 B	HD199663			14:18			14:23		200 mL/min	200 mL/min					
SV-03 A	HD234823			14:56			15:01		200 mL/min	200 mL/min					
SV-03 B	HD200222			14:56			15:01		200 mL/min	200 mL/min					
SV-14 A	GD115947			15:33			15:38		200 mL/min	200 mL/min					
SV-14 B	GD115903			15:33			15:38		200 mL/min	200 mL/min					
SV-04 A	GD119804			16:05			16:10		200 mL/min	200 mL/min					
SV-04 B	GD163246			16:05			16:10		200 mL/min	200 mL/min					
Ambient Conditions When Sampling					Pump(s) Calibration and Flow Rate Check:										
Temperature (F)		Barometric Pressure (mmHg)		Date	Cal. Tube ID:		Date	Lab or Field	Flow Meter Make/Serial #		Operator name				
Start 71° F		25.28 mmHg		10/26	Pre-Survey										
Stop 75° F		25.17 mmHg		10/26	Post-Survey										
Special Notes/Instructions:															
Relinquished by: <i>JEFF RAJDEL</i>				Date/Time: <i>10/31/16 12:30</i>				Received by: <i>Augusta Benavides</i>				Date/Time: <i>11/4/2016 13:27h</i>			
(signature)								(signature)							
Relinquished by:				Date/Time:				Received by:				Date/Time:			
(signature)								(signature)							
Relinquished by:				Date/Time:				Received by:				Date/Time:			
(signature)								(signature)							
Lab Use Only	Courier Name		Shipment Condition		Sample Delivery Group ID		Custody Seal Intact		Custody Seal No.						
	<i>FedEx</i>		<i>good</i>				<input checked="" type="checkbox"/> Yes No None		<i>0603986</i>						

Beacon Project 3588 -- Page 55 of 63

CHAIN-OF-CUSTODY RECORD

Client Contact Information			Project Manager:					BEACON Project No.: 3588									
Company: <u>Interq</u>			Phone:					Client PO No.			Analysis		Matrix				
Address:			Project Name:					Analysis Turnaround Time									
City/State/Zip:			Location:					<input checked="" type="checkbox"/> Normal									
Phone:			Sampler Name(s):					<input type="checkbox"/> Rush (Specify): _____ days									
Location ID	Tube ID Number	Pump ID Number	Start Time		Temp. (F)	Stop Time		Temp. (F)	Pre-survey Measured Pump Flow Rate (mL/min)	Post-survey Measured Pump Flow Rate (mL/min)	TO-17	8260B	TICS	Indoor / Ambient Air	Soil Gas		
			Date	Time		Date	Time										
SV-12A	HO260253	ROA-P101-AA	10/26	16:38		10/26	16:43		200 mL/min	200 mL/min	X						
SV-12B	GO115458	↓	↓	16:38		↓	16:43		200 mL/min	200 mL/min	↓						
SV-11A	GO164559	↓	↓	17:16		↓	17:21		200 mL/min	200 mL/min	↓						
SV-11B	HO199605	↓	↓	17:16		↓	17:21		200 mL/min	200 mL/min	↓						
SV-10A	GO117407	↓	↓	17:49		↓	17:54		200 mL/min	200 mL/min	↓						
SV-10B	HO238253	↓	↓	17:49		↓	17:54		200 mL/min	200 mL/min	↓						
Ambient Conditions When Sampling						Pump(s) Calibration and Flow Rate Check:											
Temperature (F)		Barometric Pressure (mmHg)		Date		Cal. Tube ID:		Date		Lab or Field		Flow Meter Make/Serial #		Operator name			
Start 71° F		25.28 mmHg		10/26		Pre-Survey											
Stop 75° F		25.17 mmHg		10/26		Post-Survey											
Special Notes/Instructions:																	
Relinquished by: <u>JEFF ZAJOK</u>			Date/Time: <u>10/31/16 10:30</u>			Received by: <u>Augusto Benavides</u>			Date/Time: <u>11/4/2016 13:17</u>								
Relinquished by: (signature)			Date/Time:			Received by: (signature)			Date/Time:								
Relinquished by: (signature)			Date/Time:			Received by: (signature)			Date/Time:								
Relinquished by: (signature)			Date/Time:			Received by: (signature)			Date/Time:								
Lab Use Only		Courier Name		Shipment Condition		Sample Delivery Group ID		Custody Seal Intact		Custody Seal No.							
		<u>FedEx</u>		<u>good</u>				<input checked="" type="radio"/> Yes <input type="radio"/> No <input type="radio"/> None		<u>0603986</u>							

Beacon Project 3588 -- Page 56 of 63

CHAIN-OF-CUSTODY RECORD

2203A Commerce Road, Suite 1
Forest Hill, MD 21050
410-838-8780 / fax: 410-838-8740

Client Contact Information			Project Manager:					BEACON Project No.: 3588							
Company: <i>Entera</i>			Phone:					Client PO No.			Analysis		Matrix		
Address:			Project Name:					Analysis Turnaround Time							
City/State/Zip:			Location:					<input checked="" type="checkbox"/> Normal							
Phone:			Sampler Name(s):					<input type="checkbox"/> Rush (Specify): _____ days							
Location ID	Tube ID Number	Pump ID Number	Start Time		Temp. (F)	Stop Time		Temp. (F)	Pre-survey Measured Pump Flow Rate (mL/min)	Post-survey Measured Pump Flow Rate (mL/min)	TO-17	8260B	TICs	Indoor / Ambient Air	Soil Gas
			Date	Time		Date	Time								
<i>SV-32A</i>	<i>G0164954</i>	<i>ROA-P101-AA</i>	<i>10/27</i>	<i>13:31</i>		<i>10/27</i>	<i>13:36</i>		<i>200 mL/min</i>	<i>200 mL/min</i>	<i>X</i>				
<i>SV-32B</i>	<i>G0177478</i>			<i>13:31</i>			<i>13:36</i>		<i>200 mL/min</i>	<i>200 mL/min</i>					
<i>SV-31A</i>	<i>HD200236</i>			<i>13:58</i>			<i>14:03</i>		<i>200 mL/min</i>	<i>200 mL/min</i>					
<i>SV-31B</i>	<i>M:102989</i>			<i>13:58</i>			<i>14:03</i>		<i>200 mL/min</i>	<i>200 mL/min</i>					
<i>SV-30A</i>	<i>G0167057</i>			<i>14:30</i>			<i>14:35</i>		<i>200 mL/min</i>	<i>200 mL/min</i>					
<i>SV-30B</i>	<i>G0164172</i>			<i>14:30</i>			<i>14:35</i>		<i>200 mL/min</i>	<i>200 mL/min</i>					
<i>SV-29A</i>	<i>HD200227</i>			<i>14:55</i>			<i>15:00</i>		<i>200 mL/min</i>	<i>200 mL/min</i>					
<i>SV-29B</i>	<i>HD200271</i>			<i>14:55</i>			<i>15:00</i>		<i>200 mL/min</i>	<i>200 mL/min</i>					
<i>SV-28A</i>	<i>1100863</i>			<i>15:21</i>			<i>15:26</i>		<i>200 mL/min</i>	<i>200 mL/min</i>					
<i>SV-28B</i>	<i>1100880</i>			<i>15:21</i>			<i>15:26</i>		<i>200 mL/min</i>	<i>200 mL/min</i>					
Ambient Conditions When Sampling					Pump(s) Calibration and Flow Rate Check:										
Temperature (F)		Barometric Pressure (mmHg)		Date	Cal. Tube ID:		Date	Lab or Field	Flow Meter Make/Serial #		Operator name				
Start <i>74°F</i>		<i>25.26 mmHg</i>		<i>10/27</i>	Pre-Survey										
Stop					Post-Survey										
Special Notes/Instructions:															
Relinquished by: <i>JEF BJORL</i>			Date/Time: <i>10/31/16 12:30</i>			Received by: <i>Augusto Benavides</i>			Date/Time: <i>11/4/2016 13:17h</i>						
Relinquished by: <i>(signature)</i>			Date/Time:			Received by: <i>(signature)</i>			Date/Time:						
Relinquished by: <i>(signature)</i>			Date/Time:			Received by: <i>(signature)</i>			Date/Time:						
Lab Use Only		Courier Name		Shipment Condition		Sample Delivery Group ID		Custody Seal Intact			Custody Seal No.				
		<i>FedEx</i>		<i>good</i>				<input checked="" type="radio"/> Yes <input type="radio"/> No <input type="radio"/> None			<i>0603986</i>				

Beacon Project 3588 -- Page 57 of 63

CHAIN-OF-CUSTODY RECORD

2203A Commerce Road, Suite 1
Forest Hill, MD 21050
410-838-8780 / fax: 410-838-8740

Client Contact Information			Project Manager:			BEACON Project No.: 3588										
Company: <u>Entera</u>			Phone:			Client PO No.			Analysis			Matrix				
Address:			Project Name:			Analysis Turnaround Time										
City/State/Zip:			Location:			<input type="checkbox"/> Normal										
Phone:			Sampler Name(s):			<input type="checkbox"/> Rush (Specify): _____ days										
Location ID	Tube ID Number	Pump ID Number	Start Time		Temp. (F)	Stop Time		Temp. (F)	Pre-survey Measured Pump Flow Rate (mL/min)	Post-survey Measured Pump Flow Rate (mL/min)		TO-17	8260B	TICs	Indoor / Ambient Air	Soil Gas
			Date	Time		Date	Time									
SV-27 A	1049249	ROA-P101-AA	10/27	15:50		10/27	15:55		200 mL/min	200 mL/min		X				
SV-27 B	GO168290			15:50			15:55		200 mL/min	200 mL/min						
SV-21 A	HO199664			16:19			16:24		200 mL/min	200 mL/min						
SV-21 B	GO163271			16:19			16:24		200 mL/min	200 mL/min						
SV-23 A	HO200288			16:52			16:57		200 mL/min	200 mL/min						
SV-23 B	HO199654			16:52			16:57		200 mL/min	200 mL/min						
Ambient Conditions When Sampling												Pump(s) Calibration and Flow Rate Check:				
Temperature (F)		Barometric Pressure (mmHg)		Date	Cal. Tube ID:		Date	Lab or Field	Flow Meter Make/Serial #		Operator name					
Start 74° F		25.26 mmHg		10/27	Pre-Survey											
Stop 71° F		25.16 mmHg		10/27	Post-Survey											
Special Notes/Instructions:																
Relinquished by: <u>Jeff Wood</u>			Date/Time: <u>10/31/16 12:30</u>			Received by: <u>Augusto Benavides</u>			Date/Time: <u>11/4/2016 13:27h</u>							
Relinquished by: <u>[Signature]</u>			Date/Time:			Received by: <u>[Signature]</u>			Date/Time:							
Relinquished by: <u>[Signature]</u>			Date/Time:			Received by: <u>[Signature]</u>			Date/Time:							
Lab Use Only		Courier Name: <u>FedEx</u>		Shipment Condition: <u>good</u>		Sample Delivery Group ID		Custody Seal Intact: <input checked="" type="radio"/> Yes <input type="radio"/> No <input type="radio"/> None			Custody Seal No.: <u>0603986</u>					

Beacon Project 3588 -- Page 58 of 63



CHAIN-OF-CUSTODY RECORD

2203A Commerce Road, Suite 1
 Forest Hill, MD 21050
 410-838-8780 / fax: 410-838-8740

Client Contact Information			Project Manager: Joe Tracy, jtracy@intera.com					BEACON Project No.: 3588B							
Company: INTERA			Phone: 505-246-1600					Client PO No.		Analysis		Matrix			
Address: 6000 Uptown Blvd NE, Suite 220			Project Name: A/B Rail Yard					Analysis Turnaround Time							
City/State/Zip: Albuquerque, NM 87106 87110			Location: Albuquerque, NM					<input checked="" type="checkbox"/> Normal		TO-17	8260B	TICs	Indoor / Ambient Air	Soil Gas	
Phone: 505-246-1600			Sampler Name(s): M.H. Saphy, Frank Roeker Clark					<input type="checkbox"/> Rush (Specify): _____ days							
Location ID	Tube ID Number	Pump ID Number	Start Time		Temp. (F)	Stop Time		Temp. (F)	Pre-survey Measured Pump Flow Rate (mL/min)	Post-survey Measured Pump Flow Rate (mL/min)	TO-17	8260B	TICs	Indoor / Ambient Air	Soil Gas
			Date	Time		Date	Time								
SV-08-04	H0199658	INTERA-1	10/31/16	1609		10/31/16	1614		200	200	X				X
SV-08-04	H0199609	INTERA-1	10/31/16	1609		10/31/16	1614		200	200	X				X
SV-08-03	H0199622	INTERA-1	10/31/16	1647		10/31/16	1652		200	200	X				X
SV-08-03	G0177410	INTERA-1	10/31/16	1647		10/31/16	1652		200	200	X				X
SV-07-01	H0238242	INTERA-1	11/2/16	1130		11/2/16	1135		200	200	X				X
SV-07-01	H0233609	INTERA-1	11/2/16	1130		11/2/16	1135		200	200	X				X
SV-07-02	H0234516	INTERA-1	11/2/16	1227		11/2/16	1232		200	200	X				X
SV-07-02	H0234866	INTERA-1	11/2/16	1227		11/2/16	1232		200	200	X				X
SV-07-04	G0115996	INTERA-1	11/2/16	1254		11/2/16	1259		200	200	X				X
SV-07-04	G0165064	INTERA-1	11/2/16	1254		11/2/16	1259		200	200	X				X
Ambient Conditions When Sampling				Pump(s) Calibration and Flow Rate Check:											
Temperature (F)		Barometric Pressure (mmHg)		Date		Cal. Tube ID:		Date		Lab or Field		Flow Meter Make/Serial #			
Start						Pre-Survey									
Stop						Post-Survey									
Special Notes/Instructions: Install date is date vapor pin set. Pins sit idle for at least 24-hours before sampling. Retrieval date is sampling date. Sample for 5min @ each min.															
Relinquished by: (signature) <i>M.H. Saphy</i>			Date/Time: 11/7/2016 1137					Received by: (signature) <i>Augusto Revorillo</i>			Date/Time: 11/8/2016 14:28h				
Relinquished by: (signature)			Date/Time:					Received by: (signature)			Date/Time:				
Relinquished by: (signature)			Date/Time:					Received by: (signature)			Date/Time:				
Lab Use Only		Courier Name		Shipment Condition		Sample Delivery Group ID		Custody Seal Intact		Custody Seal No.					
		FedEx		good				Yes No <u>None</u>							

Beacon Project 3588 -- Page 59 of 63



CHAIN-OF-CUSTODY RECORD

2203A Commerce Road, Suite 1
 Forest Hill, MD 21050
 410-838-8780 / fax: 410-838-8740

Client Contact Information			Project Manager: <i>Joe Tracy jtracy@intera.com</i>						BEACON Project No.: 3588B								
Company: <i>INTERA</i>			Phone: <i>505-246-1600</i>						Client PO No.		Analysis		Matrix				
Address: <i>6000 Uptown Blvd NE, St 220</i>			Project Name: <i>Abq Rail Yard</i>						Analysis Turnaround Time								
City/State/Zip: <i>Albuquerque, NM 87110</i>			Location: <i>Albuquerque, NM</i>						<input checked="" type="checkbox"/> Normal								
Phone: <i>505-246-1600</i>			Sampler Name(s): <i>Math Suply, Frank Noecker, Clark Short</i>						<input type="checkbox"/> Rush (Specify): _____ days								
Location ID	Tube ID Number	Pump ID Number	Start Time		Temp. (F)	Stop Time		Temp. (F)	Pre-survey Measured Pump Flow Rate (mL/min)	Post-survey Measured Pump Flow Rate (mL/min)	TO-17	8260B	TICs	Indoor / Ambient Air	Soil Gas		
			Date	Time		Date	Time										
<i>SV-07-04⁰³</i>	<i>G0115955</i>	<i>INTERA-1</i>	<i>11/2/16</i>	<i>1316</i>		<i>11/2/16</i>	<i>1321</i>		<i>200</i>	<i>200</i>	<i>X</i>				<i>X</i>		
<i>SV-07-04⁰³</i>	<i>H0234849</i>	<i>INTERA-2</i>	<i>11/2/16</i>	<i>1316</i>		<i>11/2/16</i>	<i>1321</i>		<i>200</i>	<i>200</i>	<i>X</i>				<i>X</i>		
<i>SV-08-05</i>	<i>G0166889</i>	<i>INTERA-1</i>	<i>11/2/16</i>	<i>1347</i>		<i>11/2/16</i>	<i>1352</i>		<i>200</i>	<i>200</i>	<i>X</i>				<i>X</i>		
<i>SV-08-05</i>	<i>H0231858</i>	<i>INTERA-2</i>	<i>11/2/16</i>	<i>1347</i>		<i>11/2/16</i>	<i>1352</i>		<i>200</i>	<i>200</i>	<i>X</i>				<i>X</i>		
<i>SV-08-06</i>	<i>H0232630</i>	<i>INTERA-1</i>	<i>11/2/16</i>	<i>1410</i>		<i>11/2/16</i>	<i>1415</i>		<i>200</i>	<i>200</i>	<i>X</i>				<i>X</i>		
<i>SV-08-06</i>	<i>G0164500</i>	<i>INTERA-2</i>	<i>11/2/16</i>	<i>1410</i>		<i>11/2/16</i>	<i>1415</i>		<i>200</i>	<i>200</i>	<i>X</i>				<i>X</i>		
<i>SV-08-02</i>	<i>1101399</i>	<i>INTERA-1</i>	<i>11/2/16</i>	<i>1445</i>		<i>11/2/16</i>	<i>1450</i>		<i>200</i>	<i>200</i>	<i>X</i>				<i>X</i>		
<i>SV-08-02</i>	<i>G0177907</i>	<i>INTERA-2</i>	<i>11/2/16</i>	<i>1445</i>		<i>11/2/16</i>	<i>1450</i>		<i>200</i>	<i>200</i>	<i>X</i>				<i>X</i>		
<i>SV-08-09</i>	<i>H0234844</i>	<i>INTERA-1</i>	<i>11/2/16</i>	<i>1631</i>		<i>11/2/16</i>	<i>1636</i>		<i>200</i>	<i>200</i>	<i>X</i>				<i>X</i>		
<i>SV-08-09</i>	<i>1100861</i>	<i>INTERA-2</i>	<i>11/2/16</i>	<i>1631</i>		<i>11/2/16</i>	<i>1636</i>		<i>200</i>	<i>200</i>	<i>X</i>				<i>X</i>		
Ambient Conditions When Sampling						Pump(s) Calibration and Flow Rate Check:											
Temperature (F)		Barometric Pressure (mmHg)		Date		Cal. Tube ID:		Date		Lab or Field		Flow Meter Make/Serial #					
Start						Pre-Survey											
Stop						Post-Survey											
Special Notes/Instructions: <i>Install date is date vapor pin set. Pins sit idle 24-hours before sampling. Retrieve date is sampling date. Sample for 5 min @ 200cc/min</i>																	
Relinquished by: <i>(signature)</i>			Date/Time: <i>11/7/2016 1137</i>			Received by: <i>(signature)</i>			Date/Time: <i>11/8/2016 14:28h</i>								
Relinquished by: <i>(signature)</i>			Date/Time:			Received by: <i>(signature)</i>			Date/Time:								
Relinquished by: <i>(signature)</i>			Date/Time:			Received by: <i>(signature)</i>			Date/Time:								
Lab Use Only		Courier Name		Shipment Condition		Sample Delivery Group ID		Custody Seal Intact		Custody Seal No.							
		<i>FedEx</i>		<i>Good</i>				Yes No <i>(None)</i>									

Beacon Project 3588 -- Page 60 of 63



CHAIN-OF-CUSTODY RECORD

2203A Commerce Road, Suite 1
 Forest Hill, MD 21050
 410-838-8780 / fax: 410-838-8740

Client Contact Information			Project Manager: <i>Joe Tracy, Jtracy@intera.com</i>					BEACON Project No.: 3588B							
Company: <i>INTERA</i>			Phone: <i>505-246-1600</i>					Client PO No.		Analysis		Matrix			
Address: <i>6000 Uptown Blvd NE, St 220</i>			Project Name: <i>Abg. Railway</i>					Analysis Turnaround Time							
City/State/Zip: <i>Albuquerque, NM 87110</i>			Location: <i>Albuquerque, NM</i>					<input checked="" type="checkbox"/> Normal							
Phone: <i>505-246-1600</i>			Sampler Name(s): <i>Mark Spitz, Frank Roeder, Clark Short</i>					<input type="checkbox"/> Rush (Specify): _____ days							
Location ID	Tube ID Number	Pump ID Number	Start Time		Temp. (F)	Stop Time		Temp. (F)	Pre-survey Measured Pump Flow Rate (mL/min)	Post-survey Measured Pump Flow Rate (mL/min)	TO-17	8260B	TICs	Indoor / Ambient Air	Soil Gas
			Date	Time		Date	Time								
SV-02-10	G0177969	INTERA 2	11/2/16	1651		11/2/16	1656		200	200	X				X
SV-08-10	1049357	INTERA 2	11/2/16	1651		11/2/16	1656		200	200	X				X
SV-03-03	H0234580	INTERA 1	11/3/16	0905		11/3/16	0910		200	200	X				X
SV-03-03	H0233696	INTERA 1	11/3/16	0905		11/3/16	0910		200	200	X				X
SV-03-02	G0178581	INTERA 2	11/3/16	0921		11/3/16	0926		200	200	X				X
SV-03-02	G0177972	INTERA 1	11/3/16	0921		11/3/16	0926		200	200	X				X
SV-03-01	H0234875	INTERA 2	11/3/16	0936		11/3/16	0941		200	200	X				X
SV-03-01	G0177464	INTERA 1	11/3/16	0936		11/3/16	0941		200	200	X				X
SV-08-07	G0164568	INTERA 1	11/3/16	1036		11/3/16	1041		200	200	X				X
SV-08-07	H0231896	INTERA 1	11/3/16	1036		11/3/16	1041		200	200	X				X
Ambient Conditions When Sampling				Pump(s) Calibration and Flow Rate Check:											
Temperature (F)		Barometric Pressure (mmHg)		Date	Cal. Tube ID:		Date	Lab or Field	Flow Meter Make/Serial #						
Start					Pre-Survey										
Stop					Post-Survey										
Special Notes/Instructions:															
<i>Instal date is date vapor in set. Pings sit idle for 24-hrs before sampling. Retrieval date is sampling date. Sample for 5 min at 200cc/min</i>															
Relinquished by: <i>(signature)</i>			Date/Time: <i>11/7/2016 11:37</i>			Received by: <i>(signature)</i>			Date/Time: <i>11/8/2016 14:28h</i>						
Relinquished by: <i>(signature)</i>			Date/Time:			Received by: <i>(signature)</i>			Date/Time:						
Relinquished by: <i>(signature)</i>			Date/Time:			Received by: <i>(signature)</i>			Date/Time:						
Lab Use Only		Courier Name		Shipment Condition		Sample Delivery Group ID		Custody Seal Intact		Custody Seal No.					
		<i>Fed Ex</i>		<i>good</i>				Yes No <i>None</i>							

Beacon Project 3588 -- Page 61 of 63



CHAIN-OF-CUSTODY RECORD

2203A Commerce Road, Suite 1
Forest Hill, MD 21050
410-838-8780 / fax: 410-838-8740

Client Contact Information			Project Manager: <i>Joe Tracy, jtracy@inter.com</i>						BEACON Project No.: 3588B						
Company: <i>INTERA</i>			Phone: <i>505-246-1600</i>						Client PO No.		Analysis		Matrix		
Address: <i>6000 Uptown Blvd NE, St. 220</i>			Project Name: <i>Abq Railroad</i>						Analysis Turnaround Time						
City/State/Zip: <i>Albuquerque, NM 87110</i>			Location: <i>Albuquerque, NM</i>						<input checked="" type="checkbox"/> Normal		TO-17	8260B	TICs	Indoor / Ambient Air	Soil Gas
Phone: <i>505-246-1600</i>			Sampler Name(s): <i>M-H Sephy, Frank Noecker, Clark Shul</i>						<input type="checkbox"/> Rush (Specify): _____ days						
Location ID	Tube ID Number	Pump ID Number	Start Time		Temp. (F)	Stop Time		Temp. (F)	Pre-survey Measured Pump Flow Rate (mL/min)	Post-survey Measured Pump Flow Rate (mL/min)	TO-17	8260B	TICs	Indoor / Ambient Air	Soil Gas
			Date	Time		Date	Time								
SV-08-08	H0234589	INTERA 2	11/3/16	1100		11/3/16	1105		200	200	X				X
SV-08-08	1101002	INTERA 2	11/3/16	1100		11/3/16	1105		200	200	X				X
SV-08-01	G0164999	INTERA 1	11/3/16	1126		11/3/16	1131		200	200	X				X
SV-08-01	H0233606	INTERA 2	11/3/16	1126		11/3/16	1131		200	200	X				X
SV-05-01	1100817	INTERA 1	11/3/16	1317		11/3/16	1322		200	200	X				X
SV-05-01	H0234865	INTERA 1	11/3/16	1317		11/3/16	1322		200	200	X				X
SV-05-02	1049459	INTERA 1	11/3/16	1337		11/3/16	1342		200	200	X				X
SV-05-02	1049361	INTERA 1	11/3/16	1337		11/3/16	1342		200	200	X				X
SV-05-03	1049520	INTERA 1	11/3/16	1405		11/3/16	1410		200	200	X				X
SV-05-03	1049196	INTERA 1	11/3/16	1405		11/3/16	1410		200	200	X				X
Ambient Conditions When Sampling						Pump(s) Calibration and Flow Rate Check:									
Temperature (F)		Barometric Pressure (mmHg)		Date		Cal. Tube ID:		Date		Lab or Field		Flow Meter Make/Serial #			
Start						Pre-Survey									
Stop						Post-Survey									
Special Notes/Instructions: <i>Install date is date vapor pin set. Pinc set idle for 24-hrs prior to sampling. Retrieve date is sampling date. Sample for 5min at 200 cc/min.</i>															
Relinquished by: <i>[Signature]</i>			Date/Time: <i>11/7/2016 1137</i>			Received by: <i>[Signature]</i>			Date/Time: <i>11/8/2016 14:28h</i>						
Relinquished by: _____			Date/Time: _____			Received by: _____			Date/Time: _____						
Relinquished by: _____			Date/Time: _____			Received by: _____			Date/Time: _____						
Lab Use Only		Courier Name		Shipment Condition		Sample Delivery Group ID		Custody Seal Intact		Custody Seal No.					
		<i>Fed Ex</i>		<i>good</i>				Yes No <u>None</u>							

Beacon Project 35888 -- Page 62 of 63



CHAIN-OF-CUSTODY RECORD

2203A Commerce Road, Suite 1
 Forest Hill, MD 21050
 410-838-8780 / fax: 410-838-8740

Client Contact Information			Project Manager: <i>Joe Tracy, Joe@ciinter.com</i>			BEACON Project No.: 3588B						
Company: <i>INTERA</i>			Phone: <i>505-246-1600</i>			Client PO No.			Analysis		Matrix	
Address: <i>6000 Uptown Blvd NE, S1220</i>			Project Name: <i>Abj Knitgard</i>			Analysis Turnaround Time						
City/State/Zip: <i>Albuquerque, NM 87110</i>			Location: <i>Albuquerque, NM 87103</i>			<input checked="" type="checkbox"/> Normal						
Phone: <i>505-246-1600</i>			Sampler Name(s): <i>M.H. Saph, Frank Rucker, Clark Shull</i>			<input type="checkbox"/> Rush (Specify): _____ days						

Location ID	Tube ID Number	Pump ID Number	Start Time		Temp. (F)	Stop Time		Temp. (F)	Pre-survey Measured Pump Flow Rate (mL/min)	Post-survey Measured Pump Flow Rate (mL/min)	TO-17	8260B	TICs	Indoor / Ambient Air	Soil Gas
			Date	Time		Date	Time								
SV-05-05	G0177980	INTERA-1	11/3/16	1437		11/3/16	1442		200	200	X				X
SV-05-05	G0165054	INTERA-2	11/3/16	1437		11/3/16	1442		200	200	X				X
SV-05-04	H0231898	INTERA-1	11/3/16	1423		11/3/16	1428		200	200	X				X
SV-05-04	H0234573	INTERA-1	11/3/16	1423		11/3/16	1428		200	200	X				X
SV-05-06	1101163	INTERA-1	11/3/16	1501		11/3/16	1506		200	200	X				X
SV-05-06	1100803	INTERA-1	11/3/16	1501		11/3/16	1506		200	200	X				X

Ambient Conditions When Sampling				Pump(s) Calibration and Flow Rate Check:			
Temperature (F)	Barometric Pressure (mmHg)	Date		Cal. Tube ID:	Date	Lab or Field	Flow Meter Make/Serial #
				Pre-Survey			
				Post-Survey			

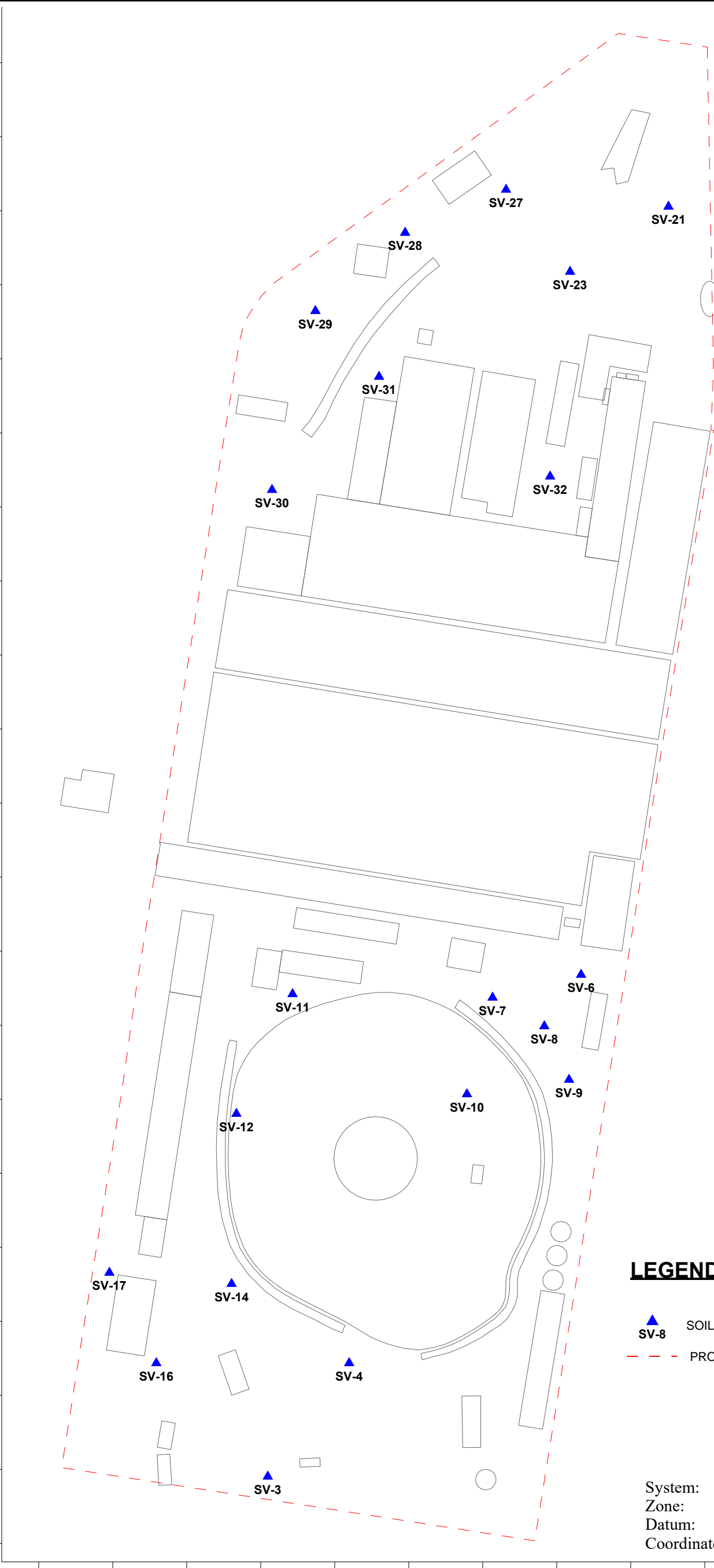
Special Notes/Instructions:
Install date is date vapor pin set. Pans sit idle 24-hrs before sampling. Release date is sampling date. Sample for 5 min at 200cc/min.

Relinquished by: <i>M.H. Saph</i>	Date/Time: <i>11/3/2016 1437</i>	Received by: <i>Augusto Romanides</i>	Date/Time: <i>11/8/2016 14:28h</i>
Relinquished by: _____	Date/Time: _____	Received by: _____	Date/Time: _____
Relinquished by: _____	Date/Time: _____	Received by: _____	Date/Time: _____



Lab Use Only	Courier Name	Shipment Condition	Sample Delivery Group ID	Custody Seal Intact	Custody Seal No.
	<i>Fed Ex</i>	<i>good</i>		Yes No <u>None</u>	

Beacon Project 35888 -- Page 63 of 63

1483700
1483600
1483500
1483400
1483300
1483200
1483100
1483000
1482900
1482800
1482700
1482600
1482500
1482400
1482300
1482200
1482100
1482000
1481900
1481800
1481700



LEGEND

-  SOIL-GAS SAMPLE LOCATION
-  PROPERTY BOUNDARY

System: US State Plane
Zone: New Mexico Central
Datum: NAD 1983
Coordinate Units: Feet

1520200 1520300 1520400 1520500 1520600 1520700 1520800 1520900 1521000 1521100 1521200


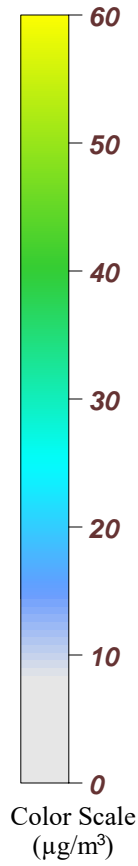
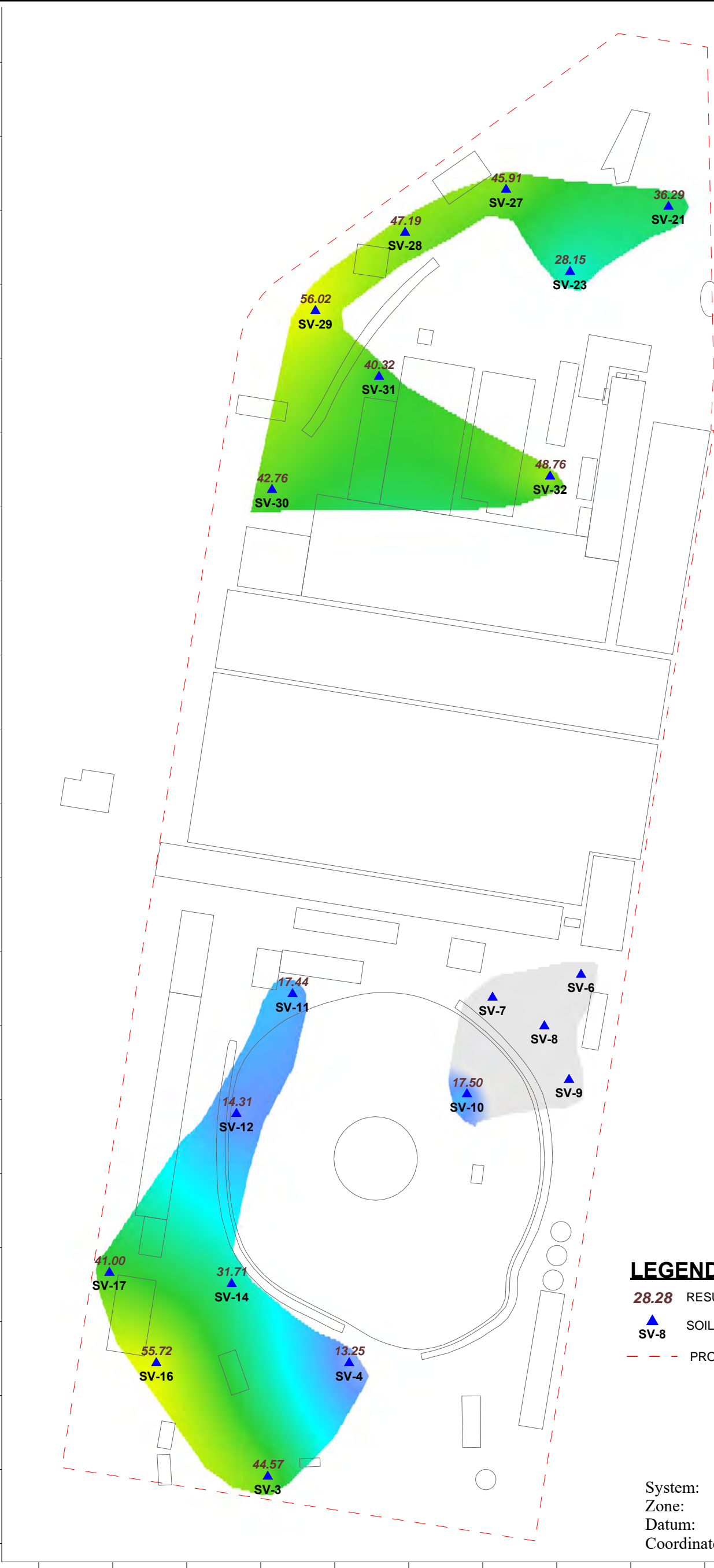


Figure 1
Soil-Gas Survey
Soil-Vapor Sample Locations
Albuquerque Railyards
Albuquerque, NM

1483700
1483600
1483500
1483400
1483300
1483200
1483100
1483000
1482900
1482800
1482700
1482600
1482500
1482400
1482300
1482200
1482100
1482000
1481900
1481800
1481700



LEGEND

- 28.28** RESULT IN µg/m³
- ▲ SV-8** SOIL-GAS SAMPLE LOCATION
- - -** PROPERTY BOUNDARY

System: US State Plane
Zone: New Mexico Central
Datum: NAD 1983
Coordinate Units: Feet


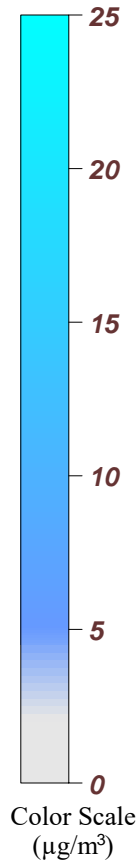
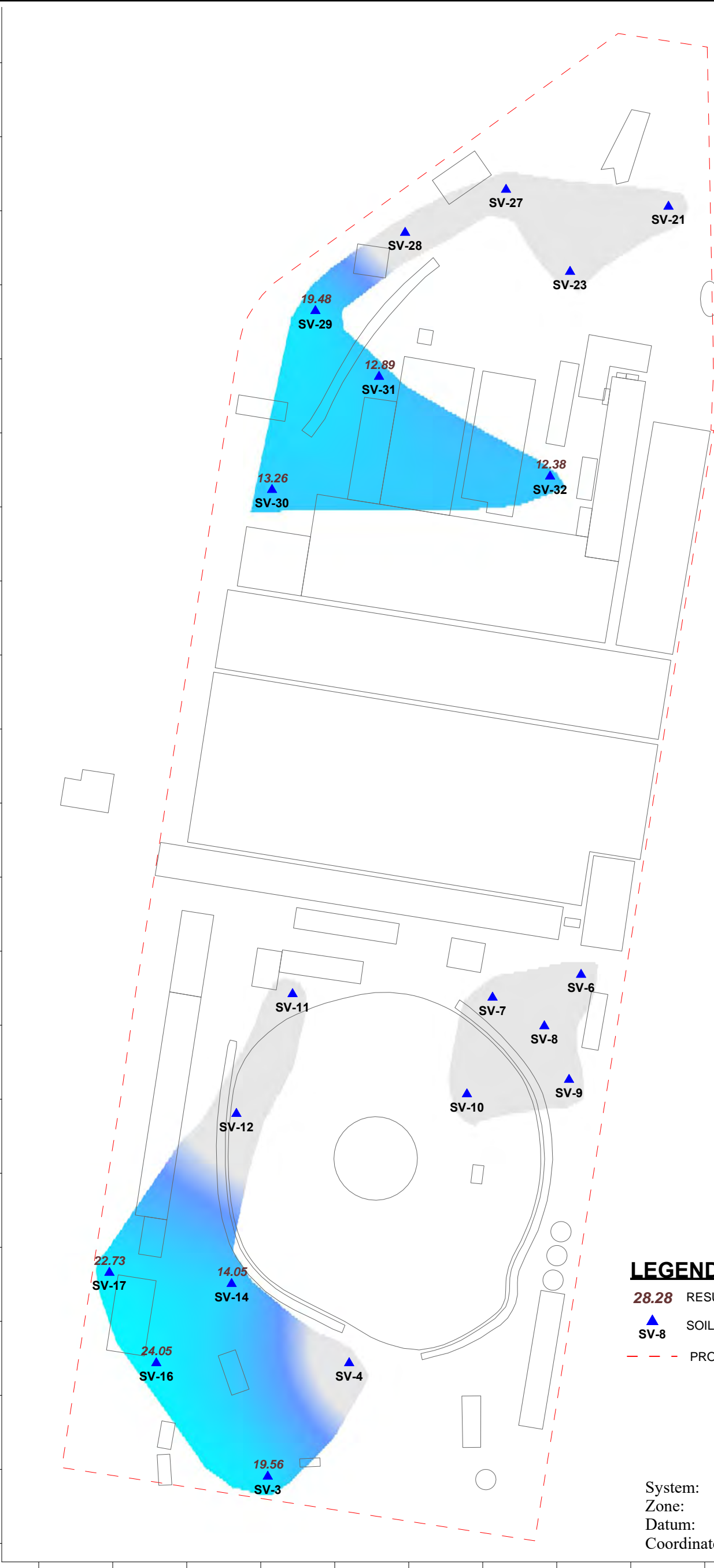


Figure 2
Soil-Gas Survey
Toluene
Albuquerque Railyards
Albuquerque, NM

1483700
1483600
1483500
1483400
1483300
1483200
1483100
1483000
1482900
1482800
1482700
1482600
1482500
1482400
1482300
1482200
1482100
1482000
1481900
1481800
1481700



LEGEND

- 28.28** RESULT IN $\mu\text{g}/\text{m}^3$
- SV-8** SOIL-GAS SAMPLE LOCATION
- - -** PROPERTY BOUNDARY

System: US State Plane
Zone: New Mexico Central
Datum: NAD 1983
Coordinate Units: Feet

1520200 1520300 1520400 1520500 1520600 1520700 1520800 1520900 1521000 1521100 1521200


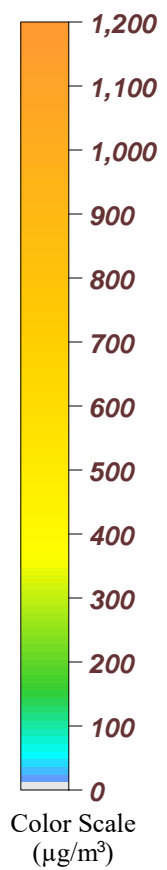
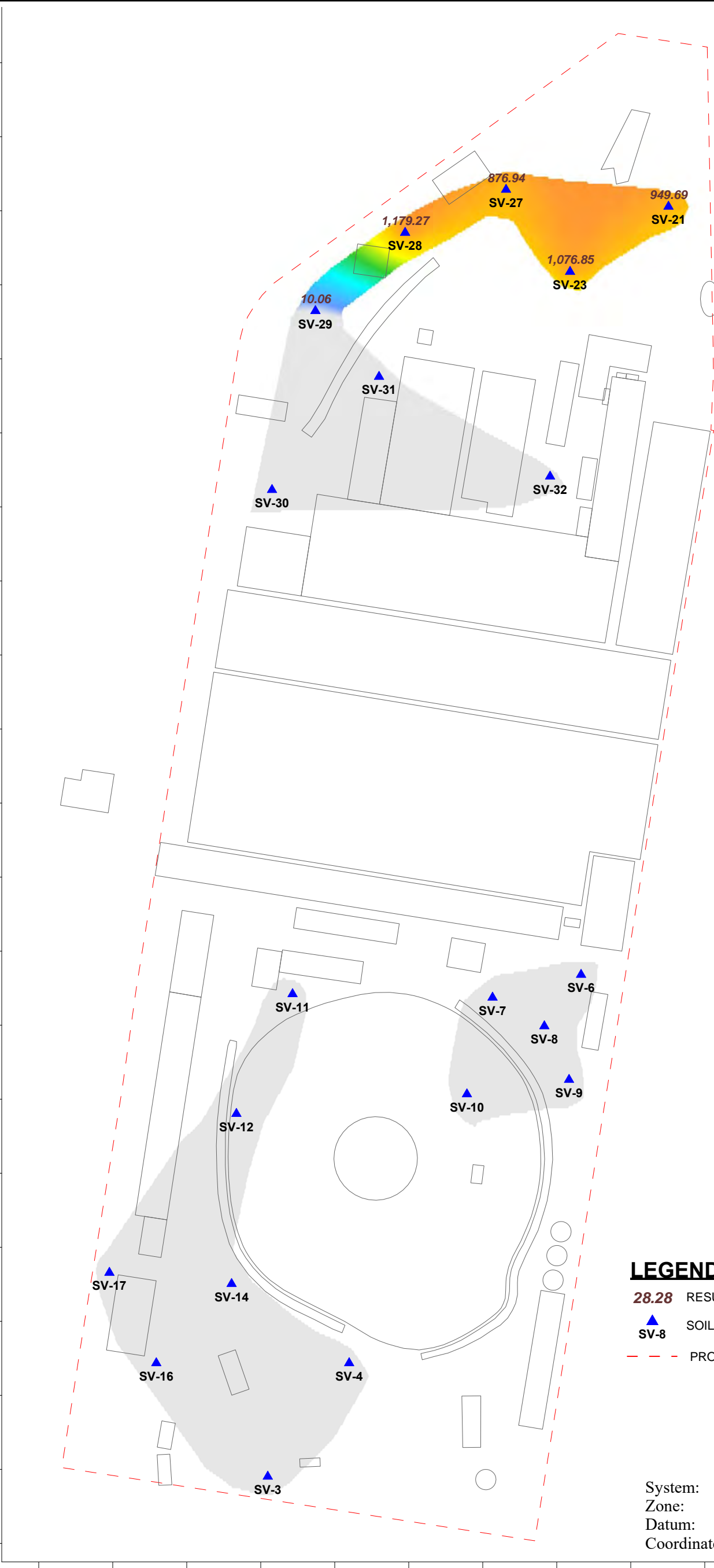


Figure 3
Soil-Gas Survey
Naphthalene
Albuquerque Railyards
Albuquerque, NM

1483700
1483600
1483500
1483400
1483300
1483200
1483100
1483000
1482900
1482800
1482700
1482600
1482500
1482400
1482300
1482200
1482100
1482000
1481900
1481800
1481700



LEGEND

- 28.28** RESULT IN $\mu\text{g}/\text{m}^3$
- SV-8** SOIL-GAS SAMPLE LOCATION
- - -** PROPERTY BOUNDARY

System: US State Plane
Zone: New Mexico Central
Datum: NAD 1983
Coordinate Units: Feet

1520200 1520300 1520400 1520500 1520600 1520700 1520800 1520900 1521000 1521100 1521200




Figure 4
Soil-Gas Survey
1,3-Dichlorobenzene
Albuquerque Railyards
Albuquerque, NM

Appendix D

**Calculation of Vapor Intrusion Screening Levels for Evaluation of Soil
Gas Vapor Concerns at the City of Albuquerque Rail Yards,
Albuquerque, Bernalillo County, New Mexico**

**CALCULATION OF VAPOR INTRUSION SCREENING LEVELS (VISLs) FOR EVALUATION
OF SOIL GAS VAPOR CONCERNS AT THE CITY OF ALBUQUERQUE RAIL YARDS,
ALBUQUERQUE, BERNALILLO COUNTY, NEW MEXICO**

INTERA Incorporated (INTERA) calculated Vapor Intrusion Screening Levels (VISLs) using the U.S. Environmental Protection Agency (EPA) VISLs Calculator for detected constituents where the New Mexico Environmental Department (NMED) does not have established VISLs. These VISLs were calculated in order to evaluate soil vapor data collected at the City of Albuquerque (COA) Rail Yards, Albuquerque, Bernalillo County, New Mexico (Site). A list of VISLs calculated by INTERA using the EPA VISL Calculator for the Site are presented in the following table:

**Table 1
EPA VISLs calculated for the COA Rail Yards, Albuquerque, New Mexico**

Chemical of Potential Concern (COPC)	CAS Number	EPA VISL ($\mu\text{g}/\text{m}^3$)
1,2,4-Trimethylbenzene	95-63-6	240
1,4-Dioxane	123-91-1	190

These VISLs represent target sub-slab and exterior soil gas concentrations for Site chemicals of potential concern (COPCs) and were calculated using default exposure parameters and factors altered to reflect Site-specific parameter options as provided in EPA's VISL Calculator (Version 3.5.1). The VISL Calculator incorporates basic guidance documented in EPA's VISL Calculator User's Guide (EPA, 2014) and is available for download at the following EPA website: <https://www.epa.gov/vaporintrusion/vapor-intrusion-screening-levels-visls>. A brief description of default exposure parameters and factors used to in the calculation of EPA VISLs as well as the rationale for Site-specific inputs utilized by INTERA in the VISL Calculator are discussed further below.

As documented in the EPA VISL Calculator User's Guide (EPA, 2014), VISLs are calculated using recommended approaches in existing guidance and reflect target EPA indoor air concentrations modified to incorporate empirically-based conservative "generic" attenuation factors that reflect generally reasonable worst-case conditions. Standard default (generic) VISLs are based on default exposure parameters and factors that represent Reasonable Maximum Exposure [RME] conditions for long-term/chronic exposures and incorporate the latest toxicity values in the Regional Screening Levels (RSL) tables (EPA, 2014). The EPA RSL tables were last updated in May 2016 and are available for download at the following EPA website: <http://www.epa.gov/region9/superfund/prg/>.

When using the VISL Calculator, standard default VISLs can be adjusted slightly to reflect the following Site-specific criteria: (1) applicable site exposure scenario (either residential or commercial), (2) target risk for carcinogens, (3) target hazard quotient for non-carcinogens, and (4) average in-situ ground water temperature (stabilized temperature measured during well purging prior to ground water sampling).

INTERA inputted the following site specific information to calculate site-specific VISLs for the Site.

- (1) Exposure scenario: Residential, and
- (2) Total Target Carcinogenic Risk: 10E-5

These parameters were considered most appropriate to represent Site conditions reflective of future decision-making needs: Assigning a less conservative total target carcinogenic risk of 10E-5 is standard practice for assessing carcinogenic risk within the State of New Mexico as described in the New Mexico Environment Department (NMED) document, Risk Assessment Guidance for Site Investigations and Remediation (NMED, 2015). All other parameters used to calculate VISLs for the Site were reflective of default values, listed for completeness, below:

- Target Hazard Quotient for Non-carcinogens: 1
- Average Ground Water Temperature: 25 (degrees C)
- Default Inhalation Pathway Exposure Parameters (RME) for the Residential Exposure Scenario:
 - Averaging time for carcinogens: 70 (yrs)
 - Averaging time for non-carcinogens: 26 (yrs)
 - Exposure duration: 26 (yrs)
 - Exposure frequency: 350 (days/yr)
 - Exposure time: 24 (hr/day)
- Generic Attenuation Factors:
 - Groundwater Source for Vapors: 0.001
 - Sub-Slab and Exterior Soil Gas Source for Vapors: 0.03
- Inhalation Unit Risk for Trichloroethylene (TCE) for the Residential Exposure Scenario:
 - Mutagenic component: 1.00E-6
 - Non-mutagenic component: 3.10E-6
- Mutagenic-mode-of-action (MMOA) adjustment factor: 72
- Exposure Durations and Age-Dependent Adjustment Factors for MMOAs:
 - 0 to 2 years: 10
 - 2 to 6 years: 3
 - 6 to 16 years: 3
 - 16-26 years: 1

These default parameters are exposure factors based on EPA's Risk Assessment Guidance for Superfund [RAGS] (EPA, 1989) or EPA vapor intrusion guidance. In general, EPA discourages the alteration of these default parameters (EPA, 2014).

Several COPCs identified for the Site were unable to have an EPA VISL calculated for the following reasons:

- (1) 1,3-Dichlorobenzene (CAS # 541-73-1): no information for this chemical is currently listed
- (2) 2-Methylnaphthalene (CAS # 91-57-6): no inhalation toxicity information for this chemical is currently available
- (3) 1,3,5-Trimethylbenzene (CAS # 108-67-8): no inhalation toxicity information for this chemical is currently available.

REFERENCES

Environmental Protection Agency (EPA). 2014. Vapor Intrusion Screening Level (VISL) Calculator User's Guide. Office of Solid Waste and Emergency Response Office of Superfund Remediation and Technology Innovation. May.

- . 2016. EPA VISL Calculator from <https://www.epa.gov/vaporintrusion/vapor-intrusion-screening-levels-visls>. Updated May.
- . 1989. Risk Assessment Guidance for Superfund Volume I Human Health Evaluation Manual (Part A). Interim Final. Office of Emergency and Remedial Response Document EPA/540/1-89/002. December.
- New Mexico Environment Department. 2015. Risk Assessment Guidance for Site Investigations and Remediation. July 2015.

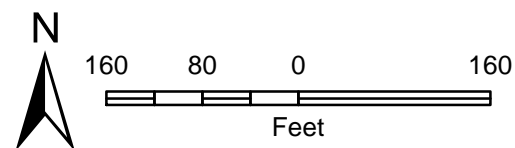
Appendix E
Contaminant Site Maps – All Parcels



Legend

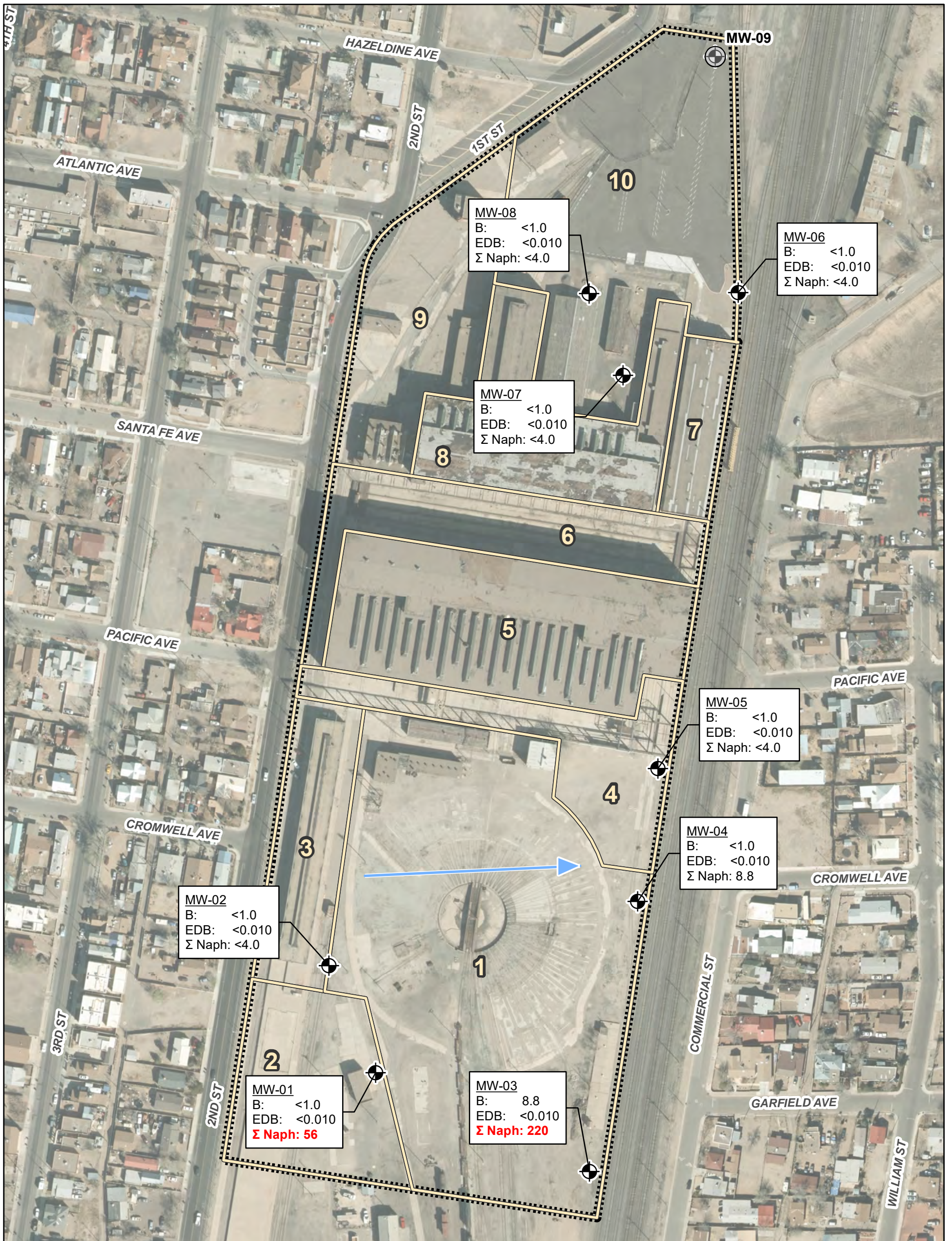
- | | | |
|---|--|---|
| <p>SSL Exceedance</p> <ul style="list-style-type: none"> ■ Soil Boring ◆ Surface Soil ⊕ Test Pit <p>Detect below SSL</p> <ul style="list-style-type: none"> ■ Soil Boring ◆ Surface Soil ⊕ Test Pit | <p>Non-Detect</p> <ul style="list-style-type: none"> ■ Soil Boring ◆ Surface Soil; Subslab ⊕ Test Pit <p>Non-Detect; Detection Limit exceeds SSL</p> <ul style="list-style-type: none"> ■ Soil Boring ◆ Surface Soil ⊕ Test Pit | <ul style="list-style-type: none"> ⊕ 2016 Soil Boring - Soil Sample >10 ft bgs ▭ Parcel Boundary |
|---|--|---|

Note: Some sample depths include a portion greater than 10 ft bgs (i.e., sample interval = 8 - 12 ft bgs).
 SSL: Soil Screening Levels (NMED, 2015)



Construction Worker SSL Exceedances (0-10 ft bgs), Manganese
 Additional Characterization,
 Voluntary Remediation Program Activities,
 Albuquerque Rail Yards, Albuquerque,
 Bernalillo County, New Mexico





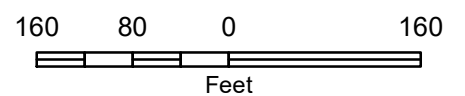
Legend

- Monitoring Well; not located
- Monitoring Well
- Property Boundary
- Parcel Boundary

Estimated Groundwater Flow Direction

B= Benzene
 EDB = 1,2-dibromoethane
 Σ Naph = Naphthalene + 1, Methyl naphthalene + 2, Methyl naphthalene

Well ID
 Analyte: Results in µg/L (micrograms per liter),
 Red/Bold indicates value or laboratory reporting limit in excess of the NMWQCC standards.



**Distribution of Dissolved-Phase Contaminants,
 November 4, 2016**
 Additional Characterization of
 Groundwater Report, City of Albuquerque Rail Yards,
 Albuquerque, Bernalillo County, New Mexico

Source(s): Aerial – BERNCO GIS website, dated 2014.



Legend

SSL Exceedance

- Soil Boring
- ◆ Surface Soil
- ⊕ Test Pit

Detect below SSL

- Soil Boring
- ◆ Surface Soil
- ⊕ Test Pit

Non-Detect

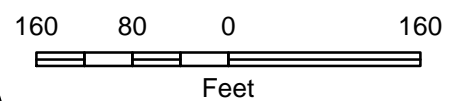
- Soil Boring
- ◆ Surface Soil; Subslab
- ⊕ Test Pit

Non-Detect; Detection Limit exceeds SSL

- Soil Boring
- ◆ Surface Soil
- ⊕ Test Pit

⊕ 2016 Soil Boring - Soil Sample >10 ft bgs

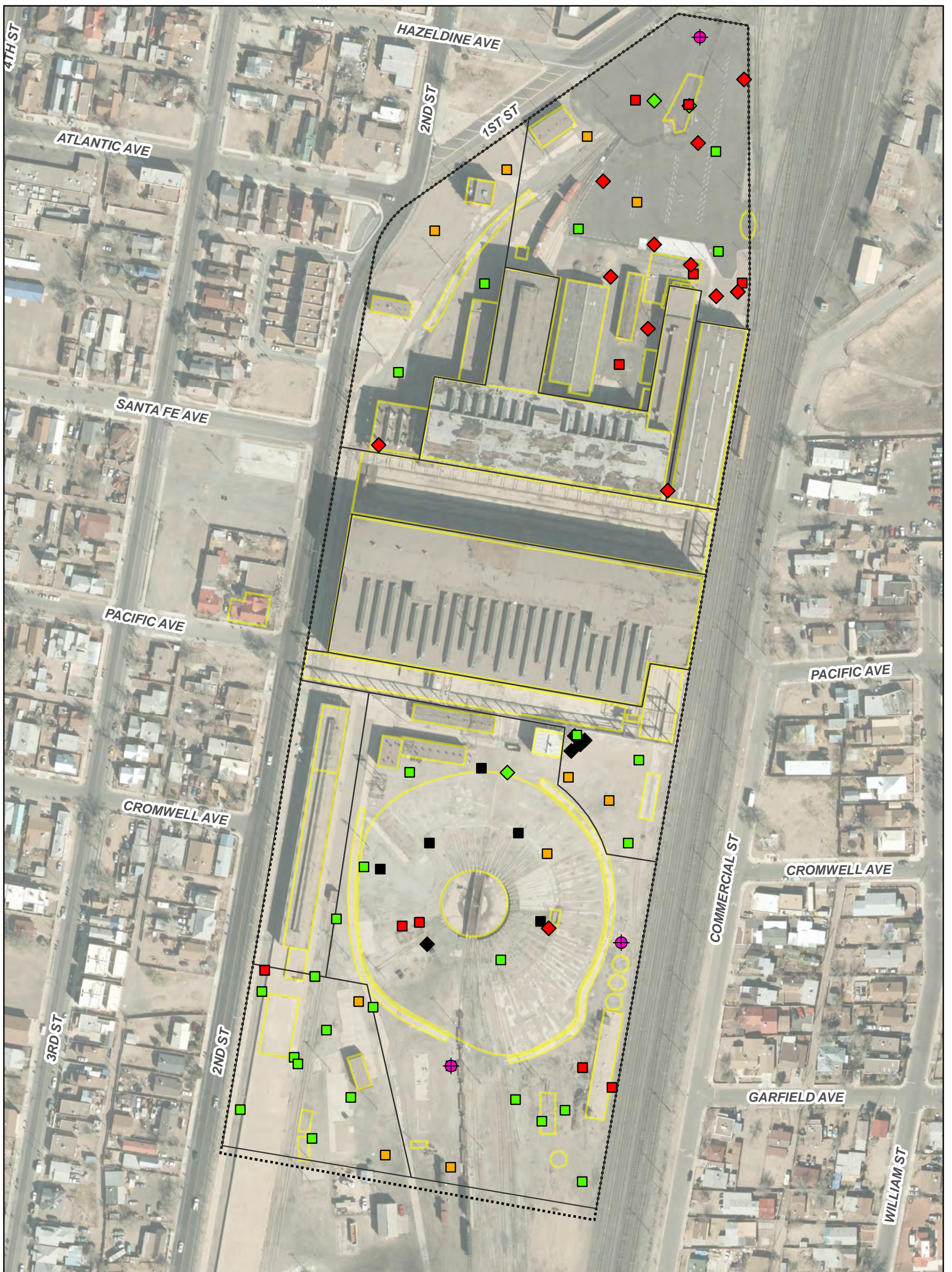
□ Parcel Boundary



Note: Some sample depths include a portion greater than 10 ft bgs (i.e., sample interval = 8 - 12 ft bgs).
SSL: Soil Screening Levels (NMED, 2015)

Residential SSL Exceedances (0-10 ft bgs), Antimony
Additional Characterization,
Voluntary Remediation Program Activities,
Albuquerque Rail Yards, Albuquerque,
Bernalillo County, New Mexico

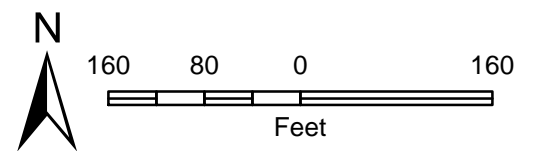




Legend

- | | |
|-------------------------|--|
| SSL Exceedance | Non-Detect |
| ■ Soil Boring | ■ Soil Boring |
| ◆ Surface Soil | ◆ Surface Soil |
| Detect below SSL | Non-Detect; Detection Limit exceeds SSL |
| ■ Soil Boring | ■ Soil Boring |
| ◆ Surface Soil | ◆ Surface Soil |

- 2016 Soil Boring - Soil Sample >10 ft bgs
- ▭ Parcel Boundary
- ⋯ Property Boundary



Note: Some sample depths include a portion greater than 10 ft bgs (i.e., sample interval = 8 - 12 ft bgs).
 SSL: Soil Screening Levels (NMED, 2015)

Residential SSL Exceedances (0-10 ft bgs), Arsenic
 Additional Characterization, Voluntary Remediation Program Activities, Albuquerque Rail Yards, Albuquerque, Bernalillo County, New Mexico

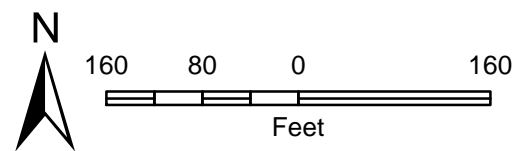




Legend

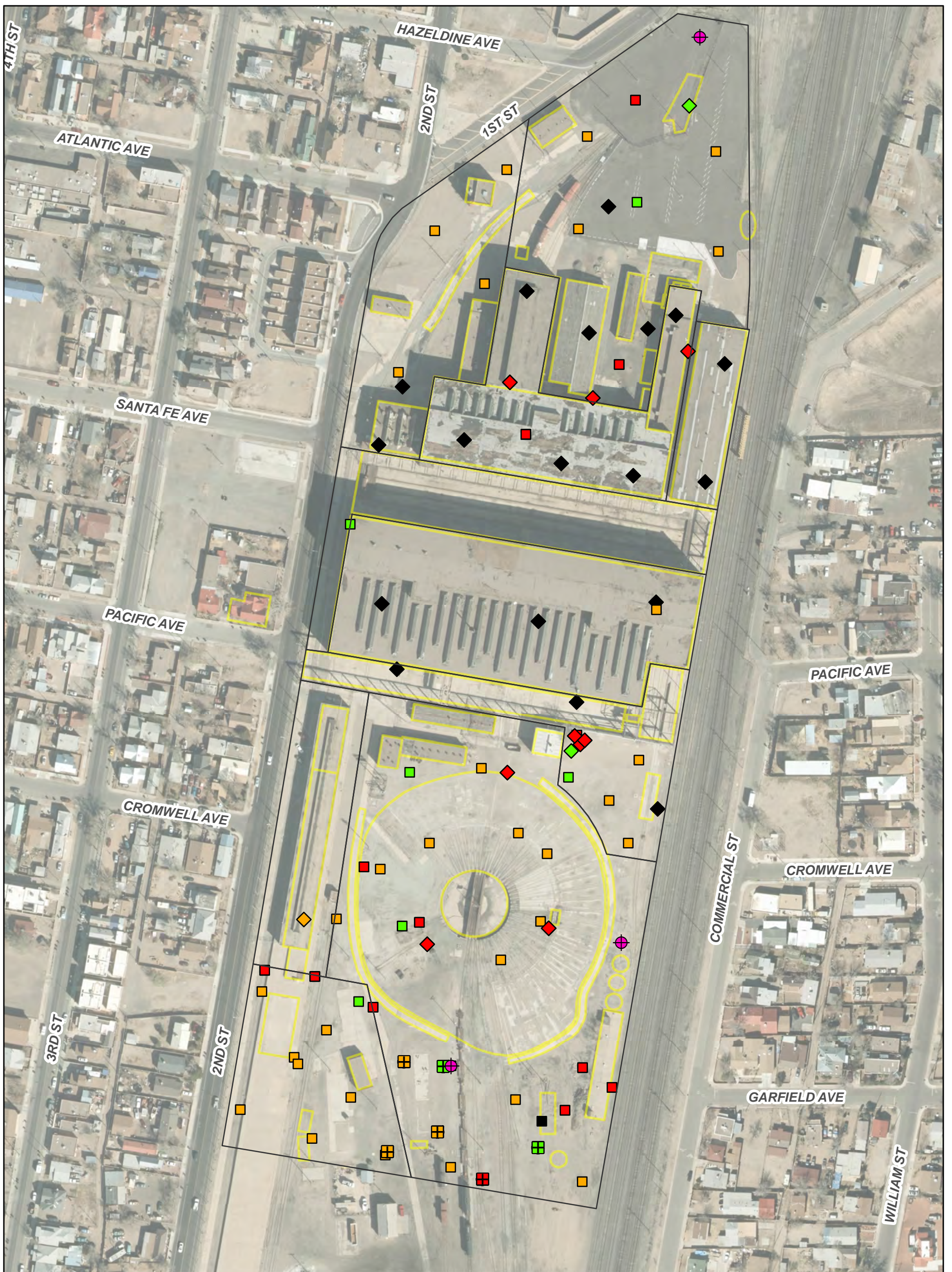
- | | | |
|-------------------------|--|---|
| SSL Exceedance | Non-Detect | 2016 Soil Boring - Soil Sample >10 ft bgs |
| Soil Boring | Soil Boring | Parcel Boundary |
| Surface Soil | Surface Soil; Subslab | |
| Test Pit | Test Pit | |
| Detect below SSL | Non-Detect; Detection Limit exceeds SSL | |
| Soil Boring | Soil Boring | |
| Surface Soil | Surface Soil | |
| Test Pit | Test Pit | |

Note: Some sample depths include a portion greater than 10 ft bgs (i.e., sample interval = 8 - 12 ft bgs).
 SSL: Soil Screening Levels (NMED, 2015)



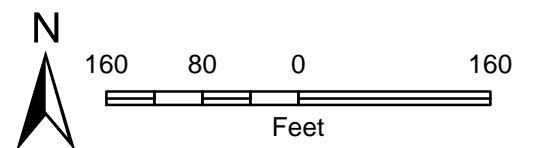
Residential SSL Exceedances (0-10 ft bgs), Benzo(a)anthracene Additional Characterization, Voluntary Remediation Program Activities, Albuquerque Rail Yards, Albuquerque, Bernalillo County, New Mexico





Legend

- | | | |
|-------------------------|--|---|
| SSL Exceedance | Non-Detect | 2016 Soil Boring - Soil Sample >10 ft bgs |
| Soil Boring | Soil Boring | Parcel Boundary |
| Surface Soil | Surface Soil; Subslab | |
| Test Pit | Test Pit | |
| Detect below SSL | Non-Detect; Detection Limit exceeds SSL | |
| Soil Boring | Soil Boring | |
| Surface Soil | Surface Soil | |
| Test Pit | Test Pit | |



Note: Some sample depths include a portion greater than 10 ft bgs (i.e., sample interval = 8 - 12 ft bgs).
 SSL: Soil Screening Levels (NMED, 2015)

Residential SSL Exceedances
 (0-10 ft bgs), Benzo(a)pyrene
 Additional Characterization,
 Voluntary Remediation Program Activities,
 Albuquerque Rail Yards, Albuquerque,
 Bernalillo County, New Mexico

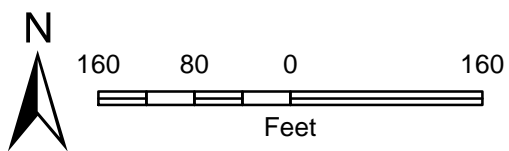




Legend

- | | | |
|-------------------------|--|---|
| SSL Exceedance | Non-Detect | 2016 Soil Boring - Soil Sample >10 ft bgs |
| Soil Boring | Soil Boring | Parcel Boundary |
| Surface Soil | Surface Soil; Subslab | |
| Test Pit | Test Pit | |
| Detect below SSL | Non-Detect; Detection Limit exceeds SSL | |
| Soil Boring | Soil Boring | |
| Surface Soil | Surface Soil | |
| Test Pit | Test Pit | |

Note: Some sample depths include a portion greater than 10 ft bgs (i.e., sample interval = 8 - 12 ft bgs).
 SSL: Soil Screening Levels (NMED, 2015)



Residential SSL Exceedances
 (0-10 ft bgs), Benzo(b)fluoranthene
 Additional Characterization,
 Voluntary Remediation Program Activities,
 Albuquerque Rail Yards, Albuquerque,
 Bernalillo County, New Mexico

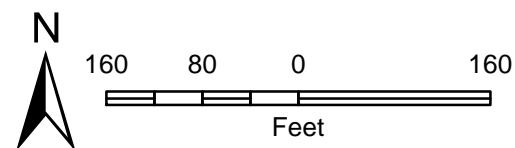




Legend

- | | | |
|-------------------------|--|---|
| SSL Exceedance | Non-Detect | 2016 Soil Boring - Soil Sample >10 ft bgs |
| Soil Boring | Soil Boring | Parcel Boundary |
| Surface Soil | Surface Soil; Subslab | |
| Test Pit | Test Pit | |
| Detect below SSL | Non-Detect; Detection Limit exceeds SSL | |
| Soil Boring | Soil Boring | |
| Surface Soil | Surface Soil | |
| Test Pit | Test Pit | |

Note: Some sample depths include a portion greater than 10 ft bgs (i.e., sample interval = 8 - 12 ft bgs).
 SSL: Soil Screening Levels (NMED, 2015)



Residential SSL Exceedances (0-10 ft bgs), Chromium
 Additional Characterization, Voluntary Remediation Program Activities, Albuquerque Rail Yards, Albuquerque, Bernalillo County, New Mexico

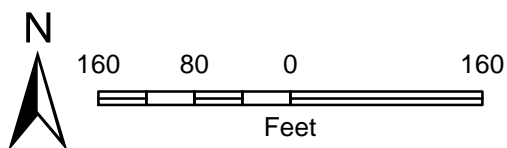




Legend

- | | | |
|-------------------------|--|---|
| SSL Exceedance | Non-Detect | 2016 Soil Boring - Soil Sample >10 ft bgs |
| Soil Boring | Soil Boring | Parcel Boundary |
| Surface Soil | Surface Soil; Subslab | |
| Test Pit | Test Pit | |
| Detect below SSL | Non-Detect; Detection Limit exceeds SSL | |
| Soil Boring | Soil Boring | |
| Surface Soil | Surface Soil | |
| Test Pit | Test Pit | |

Note: Some sample depths include a portion greater than 10 ft bgs (i.e., sample interval = 8 - 12 ft bgs).
 SSL: Soil Screening Levels (NMED, 2015)



Residential SSL Exceedances (0-10 ft bgs), Dibenzo(a,h)anthracene
 Additional Characterization, Voluntary Remediation Program Activities, Albuquerque Rail Yards, Albuquerque, Bernalillo County, New Mexico

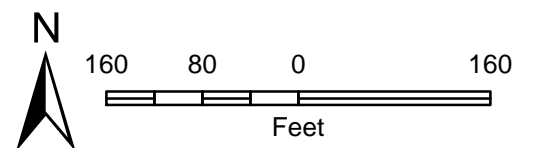




Legend

- | | | |
|-------------------------|--|---|
| SSL Exceedance | Non-Detect | 2016 Soil Boring - Soil Sample >10 ft bgs |
| Soil Boring | Soil Boring | Parcel Boundary |
| Surface Soil | Surface Soil; Subslab | |
| Test Pit | Test Pit | |
| Detect below SSL | Non-Detect; Detection Limit exceeds SSL | |
| Soil Boring | Soil Boring | |
| Surface Soil | Surface Soil | |
| Test Pit | Test Pit | |

Note: Some sample depths include a portion greater than 10 ft bgs (i.e., sample interval = 8 - 12 ft bgs).
 SSL: Soil Screening Levels (NMED, 2015)



Residential SSL Exceedances
 (0-10 ft bgs), Indeno(1,2,3-cd)pyrene
 Additional Characterization,
 Voluntary Remediation Program Activities,
 Albuquerque Rail Yards, Albuquerque,
 Bernalillo County, New Mexico

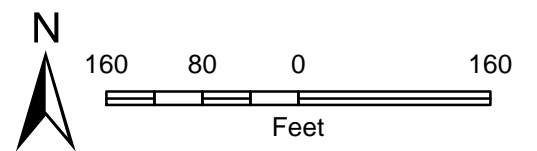




Legend

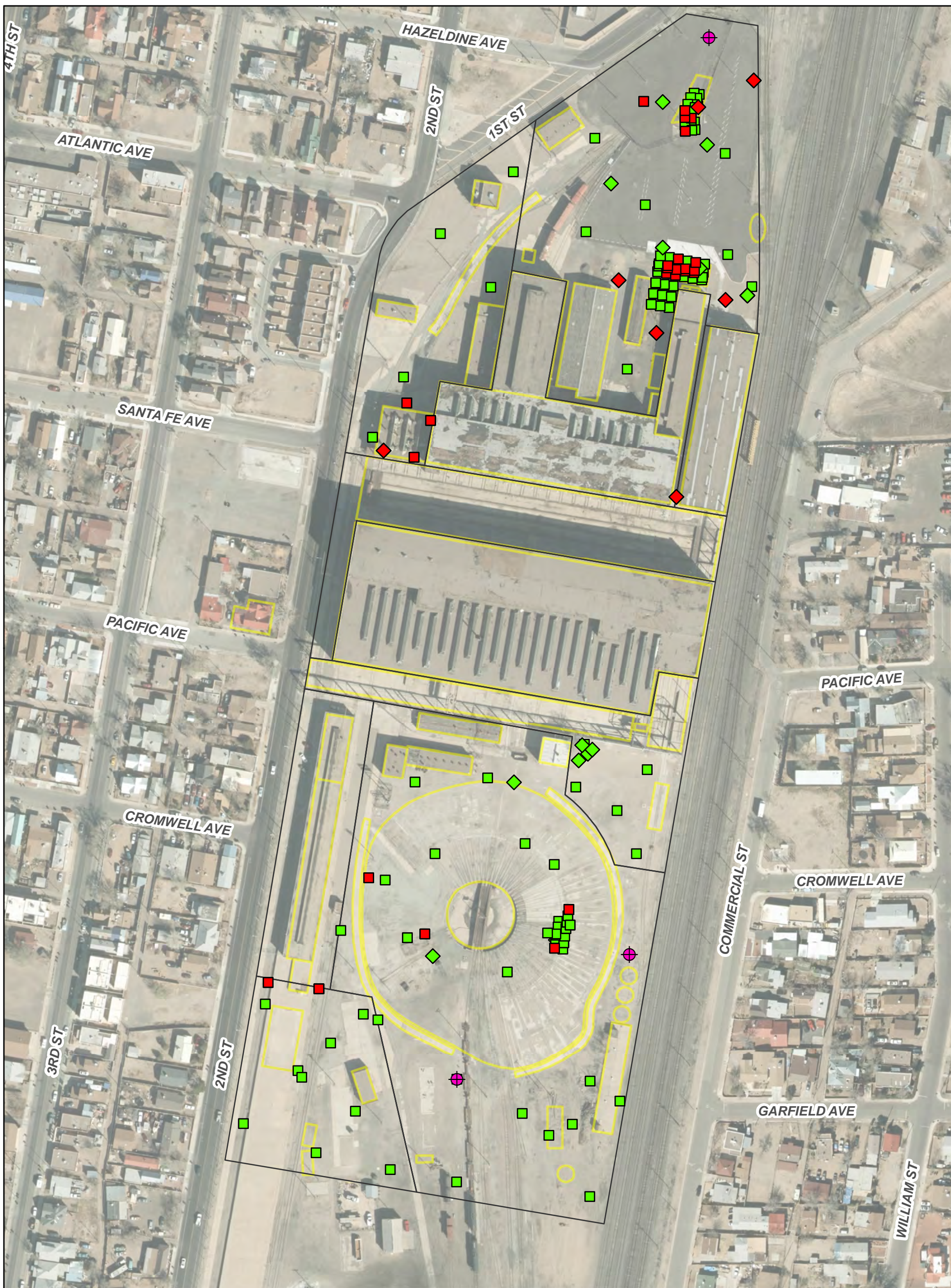
- | | | |
|-------------------------|--|---|
| SSL Exceedance | Non-Detect | 2016 Soil Boring - Soil Sample >10 ft bgs |
| Soil Boring | Soil Boring | Parcel Boundary |
| Surface Soil | Surface Soil; Subslab | |
| Test Pit | Test Pit | |
| Detect below SSL | Non-Detect; Detection Limit exceeds SSL | |
| Soil Boring | Soil Boring | |
| Surface Soil | Surface Soil | |
| Test Pit | Test Pit | |

Note: Some sample depths include a portion greater than 10 ft bgs (i.e., sample interval = 8 - 12 ft bgs).
 SSL: Soil Screening Levels (NMED, 2015)



Residential SSL Exceedances (0-10 ft bgs), Iron
 Additional Characterization,
 Voluntary Remediation Program Activities,
 Albuquerque Rail Yards, Albuquerque,
 Bernalillo County, New Mexico





Legend

SSL Exceedance

- Soil Boring
- ◆ Surface Soil
- Detect below SSL**
- Soil Boring
- ◆ Surface Soil

Non-Detect

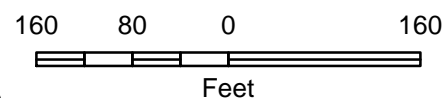
- Soil Boring
- ◆ Surface Soil; Subslab
- Test Pit

Non-Detect; Detection Limit exceeds SSL

- Soil Boring
- ◆ Surface Soil
- Test Pit

● 2016 Soil Boring - Soil Sample >10 ft bgs

□ Parcel Boundary



Residential SSL Exceedances (0-10 ft bgs), Lead
 Additional Characterization,
 Voluntary Remediation Program Activities,
 Albuquerque Rail Yards, Albuquerque,
 Bernalillo County, New Mexico

Note: Some sample depths include a portion greater than 10 ft bgs (i.e., sample interval = 8 - 12 ft bgs).
 SSL: Soil Screening Levels (NMED, 2015)

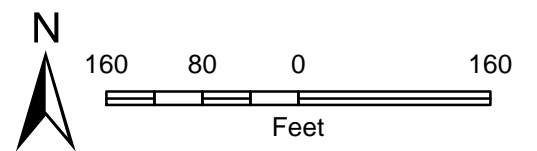




Legend

- | | | |
|-------------------------|--|---|
| SSL Exceedance | Non-Detect | 2016 Soil Boring - Soil Sample >10 ft bgs |
| Soil Boring | Soil Boring | Parcel Boundary |
| Surface Soil | Surface Soil; Subslab | |
| Test Pit | Test Pit | |
| Detect below SSL | Non-Detect; Detection Limit exceeds SSL | |
| Soil Boring | Soil Boring | |
| Surface Soil | Surface Soil | |
| Test Pit | Test Pit | |

Note: Some sample depths include a portion greater than 10 ft bgs (i.e., sample interval = 8 - 12 ft bgs).
 SSL: Soil Screening Levels (NMED, 2015)



Residential SSL Exceedances (0-10 ft bgs), Thallium
 Additional Characterization, Voluntary Remediation Program Activities, Albuquerque Rail Yards, Albuquerque, Bernalillo County, New Mexico

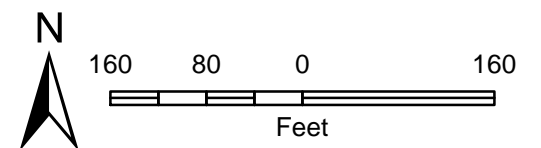




Legend

- | | |
|-------------------------|--|
| SSL Exceedance | Non-Detect |
| ■ Soil Boring | ⊕ GMMW |
| ◆ Surface Soil | ■ Soil Boring |
| ⊞ TP | ◆ Surface Soil; Subslab |
| Detect below SSL | Non-Detect; Detection Limit exceeds SSL |
| ■ Soil Boring | ■ Soil Boring |
| ◆ Surface Soil | ◆ Surface Soil |
| ⊞ TP | ⊞ Test Pit |

- ⊕ 2016 Soil Boring - Soil Sample >10 ft bgs
- Parcel Boundary



Note: TPH DRO + MRO is the summation of TPH DRO and TPH MRO, if non-detect than the laboratory reporting limit was used. Older TPH results from are reported as Total TPH. Some sample depths include a portion greater than 10 ft bgs (i.e., sample interval = 8 - 12 ft bgs).
 SSL: Soil Screening Levels (NMED, 2015)

Residential SSL Exceedances (0-10 ft bgs), TPH DRO + MRO, TPH Additional Characterization, Voluntary Remediation Program Activities, Albuquerque Rail Yards, Albuquerque, Bernalillo County, New Mexico



Legend

VISL Exceedance

- Soil Gas Sample
- Sub-Slab Soil Vapor Sample

Non-Detect

- Soil Gas Sample
- Sub-Slab Soil Vapor Sample

Detect below VISL

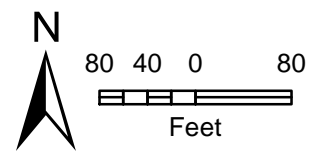
- Sub-Slab Soil Vapor Sample

Monitoring Well

Monitoring Well; not located

Parcel 1 Boundary

Property Boundary



**Naphthalene Soil Gas and Sub-Slab
 Soil Vapor Residential VISL Exceedance**
 Additional Characterization,
 Voluntary Remediation Program Activities,
 Albuquerque Rail Yards, Albuquerque,
 Bernalillo County, New Mexico



Note: VISL: Vapor Intrusion Screening Levels (NMED, 2015)

Appendix F
Asbestos and Lead-Based Paint Report(s)



ASBESTOS AND LEAD BASED PAINT SURVEY
City of Albuquerque
Railyard Turn Table Parcel 1
Albuquerque, NM




PREPARED FOR:

Intera, Inc.
6000 Uptown Blvd, Suite 220
Albuquerque, New Mexico 87110

PREPARED BY:

DC Environmental
PO Box 9315
Albuquerque, New Mexico 87119

November 29, 2016
Project No. 16-173



November 29, 2016
Project No. 16-173

Mr. Joe Tracy
Intera Inc.
6000 Uptown Boulevard, NE
Suite 200
Albuquerque, NM 87110

Subject: Asbestos and Lead Based Paint inspection of the Turn Table Parcel 1 – City of Albuquerque Railyard

Dear Mr. Joe Tracy;

In accordance with our proposal, DC Environmental has performed asbestos and lead based paint inspections of the above-referenced facility, located at the City of Albuquerque Railyard, 1100 2nd Street SW, Albuquerque, New Mexico. The attached report presents our methodology, findings, opinions, and recommendations regarding the survey.

Lead-based paint materials were identified at the Turn Table. Asbestos-containing materials were not identified at the Turn Table.

We appreciate the opportunity to be of service to you on this project. Should you have any questions regarding this report, please contact the undersigned at your convenience.

Sincerely,
ACME ENVIRONMENTAL INDUSTRIAL HYGIENE, INC.
dba DC Environmental

David Charlesworth

Karen Dremann

J. David Charlesworth,
Certified Industrial Hygienist

Karen Dremann
Senior Scientist

Distribution: (2) Addressee

TABLE OF CONTENTS

Page

Contents

EXECUTIVE SUMMARY 4

1. INTRODUCTION 4

2. PURPOSE AND SCOPE OF SERVICES 5

3. SITE DESCRIPTION 5

4. ACTIVITIES 5

4.1. Asbestos-Containing Building Materials 5

4.2. Lead Based Paint Inspection 6

5. ANALYSES AND RESULTS 6

6. FINDINGS AND CONCLUSIONS 7

6.1 Asbestos-Containing Materials Investigation..... 7

6.2 Lead Based Paint Investigation 7

7 RECOMMENDATIONS..... 7

Appendices

- Appendix A. Appendix B. XRF Lead Measurements Table
- Appendix B. Asbestos and LBP Data
- Appendix C. Photographic Log
- Appendix D. Certifications

EXECUTIVE SUMMARY

On October 27, 2016, DC Environmental performed an inspection of the Turn Table located at the City of Albuquerque Railyard on 2nd Street in Albuquerque, New Mexico. The inspection was conducted in a response to a request to identify materials that may be impacted during future renovation or demolition activities. Previous sampling and analysis of building materials for lead had been conducted at the property by Innovar in 2011 and Rhoades in 2013. Previous sampling for asbestos had been conducted by Terracon in 2005, Innovar in 2011 and Rhoades in 2013 (See Appendix B). The focus of our inspection was to determine the presence, location and quantity of asbestos remaining within the facility, and to establish the basis for the presence of lead containing finishes within the structure. The space is being evaluated for a confidential client and the concern is that existing materials may contain asbestos and lead in the finishes.

The inspection design was to conduct a room-by-room investigation for asbestos-containing building materials. Access the functional spaces, where appropriate; evaluate the exterior surfaces; and sample materials suspect for asbestos within the Turn Table.

Asbestos-containing building materials are those containing greater than one percent asbestos as determined by polarized light microscopy. **No** suspect asbestos-containing materials were identified at the facility.

Lead-based paint is defined as coatings containing surface area lead of 1.0 milligrams per square centimeter (1.0 mg/cm²) when evaluated by X-Ray Fluorescence. Lead based paint is further defined if laboratory analysis determines the lead content to be one-half (0.5 %) percent by weight or greater. The lead inspection of the facility was conducted using an X-Ray Fluorescence (XRF) handheld instrument of select components or areas. The inspector did identify painted surfaces with excess lead above the stated regulatory limit. Items coated with Lead-based paint include the yellow paint on the engine and engine tank. The inspector did identify painted surfaces with excess lead above the stated regulatory limit. Interior lead-based paint surfaces included: **yellow paint on turntable engine and tank.**

Lead-containing materials are those with detectable levels of lead in the materials however not at levels above 1.0 mg/cm². Lead containing materials **were** identified at the Turn Table (see Appendix A XRF Lead Measurements). Individuals bidding for work should be aware of the presence of lead when performing demolition and renovation activities involving these items.

1. INTRODUCTION

In accordance with our proposal, DC Environmental has performed an investigation of the Turn Table located at the City of Albuquerque Railyard in Albuquerque, New Mexico.

The inspection was conducted in a response to a request to have building materials evaluated for future renovation or demolition activities. The focus of our inspection was to determine the presence, location and quantity of asbestos and lead based paint present within the facility. The building is being inspected for a confidential client and the concern is that existing materials may contain asbestos in building materials and lead in the painted finishes.

This report has been prepared in accordance with generally accepted environmental science and

engineering practices. This report is based upon conditions at the subject building at the time of the sampling activities and provides documentation of our findings and recommendations.

2. PURPOSE AND SCOPE OF SERVICES

The inspection design was to conduct a room-by-room investigation (or surface by surface as in the case of the Turn Table) and assess the structure for the presence of asbestos-containing building materials and lead-based paint.

The objective of this inspection was to perform the requisite sampling and present the findings along with any recommendations. The services performed by DC Environmental are outlined below.

- A reconnaissance of the area was conducted by Mr. Michael Neiman, and Mr. David Plante. The investigators are accredited Asbestos Building Inspectors. Mr. Nieman is a Certified Lead Inspector.
- Sampling was conducted using a portable X-Ray Fluorescence Device capable of detecting lead in paint.
- Report preparation summarizing our sampling methods and laboratory analysis are included. This report further details our conclusions and recommendations for the project.

3. SITE DESCRIPTION

The subject site consists of an individual structure.

The Turn Table

The Turn Table is a large wood and metal component used for rotating train cars into a secondary position. The walls of the below grade structure are unfinished concrete.

4. ACTIVITIES

DC Environmental conducted an asbestos-containing building materials and lead-based paint inspection on October 27, 2016 of the Turn Table. Analysis of the painted surfaces incorporated the use of an X-Ray Fluorescence Device. The Radiation Monitoring Device (RMD) LPA-1 X-Ray Fluorescence device was used to measure the lead content of surface coatings on representative homogenous components. Multiple XRF readings were recorded.

The site sampling activities are described below.

4.1. Asbestos-Containing Building Materials

Mr. Michael Nieman and Mr. David Plante conducted a visual inspection for asbestos-containing building materials at the above referenced structure. The investigators did not identify any suspect materials. No suspect materials were sampled of the Turn Table.

The Environmental Protection Agency has established terminology regarding asbestos and specifically asbestos-containing building materials. Material which is friable are those materials that can be crushed, crumbled or reduced to powder by hand pressure. Non-friable materials are

further characterized as Category I Non-Friable or Category II Non-Friable. Category I Non Friable includes four specific items: Packings, Gaskets, Resilient Flooring and Asphalt Roofing. Category II Non-Friable is everything else that cannot be crumbled or pulverized by hand pressure. These items include materials of drywall systems, plasters, asbestos-containing cements (Transite[®]) and other materials declared non-friable by the asbestos inspector.

The EPA then clarifies that certain materials are Regulated Asbestos Containing Materials (RACM) and these include the following four designations:

- Friable materials;
- Category I Non-Friable Materials which have become friable;
- Category I Non-Friable Materials which have been subject to sanding, grinding, cutting and abrading; and
- Category II Non-friable materials that will be, or have been, subject to force during demolition or renovation.

Regulated Asbestos Containing Materials were not present identified during the investigation.

4.2. Lead Based Paint Inspection

The presence of lead based paint was assessed in substantial compliance with the Housing and Urban Development guidelines. DC Environmental conducted a lead-based surface coating screening survey of the interior and exterior of the property to generally identify building components coated with lead. The survey consisted of testing the lead concentrations of each of the accessible surfaces. Previous lead based paint surveys were also conducted in 2011 and 2013 (See Appendix B). Lead based paint survey results for the Turntable were not identified in the previous surveys.

To complete the survey, an X- Ray Fluorescence device was used to perform the lead based paint inspection. The Radiation Monitoring Device (RMD) LPA-1 X-Ray Fluorescence device is capable of detecting lead in lead-based paint. The determination of lead in paint is defined as a surface content of at least 1.0 milligrams per square centimeter. If the readings were between the 0.9 to 1.0 mg/cm² range, then the readings are declared as either lead-based paint or lead-containing materials and sampling is recommended.

Surfaces that were tested with the XRF device included, but were not limited to the following: rails, engines, beams and metal supports.

The XRF device recorded readings did indicate lead-based paint in surfaces coatings and finishes. Please refer to the XRF readings in the appendix to this document.

5. ANALYSES AND RESULTS

Samples were not collected at the Turn Table for asbestos containing materials or Lead-based paint. See Appendix A for the XRF field results.

6. FINDINGS AND CONCLUSIONS

The findings of this inspection are based on our visual observations and analysis of the measurements collected from the facility. Our findings are presented below.

6.1 Asbestos-Containing Materials Investigation

Previous asbestos surveys were conducted in 2005, 2011 and 2013 (See Appendix C). Asbestos sample results for the Turn Table were not included in the previous surveys.

The current visual inspection and sampling of building materials revealed no previously undocumented sources of asbestos-containing building materials. Suspect asbestos-containing building materials were not identified in the Turn Table.

6.2 Lead Based Paint Investigation

DC Environmental conducted a lead-based surface coating inspection of the components of the Turn Table to generally identify building components coated with or containing lead. The survey consisted of testing the lead concentrations of over the majority of the metal components.

During the survey, metal components were sampled by X-Ray Fluorescence (XRF) in substantial compliance with the XRF protocols established by EPA and presented as guidance in the Housing and Urban Development (HUD) publications. Performance of this survey is consistent and in substantial compliance with the documented XRF methodologies.

Based on the readings from the XRF devices materials at the Turn Table structure were considered painted with lead-based paint (LBP). Lead-based paint surfaces included: **yellow paint on turntable engine and tank.**

Lead-Based Paint (LBP) is defined by HUD and the EPA as paint containing lead in amounts greater than or equal to 1.0 mg/cm² lead when analyzed by XRF or greater than 5000 parts per million or 0.5 percent by weight when analyzed by Flame Atomic Absorption.

There are materials on this structure that are considered “lead-containing”. Those materials are listed in Appendix B, XRF Lead Measurements. Contractors should follow the elements of the standard promulgated by the Occupational Safety and Health Administration. The Lead in Construction Standard 29 CFR 1926.62 applies to exposures to materials containing lead. Lead containing materials **were** identified on the Turn Table (see Appendix A XRF Lead Measurements). Individuals bidding for work should be aware of the presence of lead when performing demolition and renovation activities involving these items.

7 RECOMMENDATIONS

Based on our visual observations and the laboratory results, DC Environmental recommends the following:

- The investigation **has** identified coatings considered lead-based paint at the Turn Table. Lead-containing items were identified at the Turn Table. These materials are regulated by OSHA in regards to those individuals that could be exposed during repair, renovation or demolition. It is recommended to have trained professionals in the OSHA Lead

Construction standard handle the lead-based paint and lead-containing materials during disturbance of the material. At the conclusion of the construction activities we recommend a Lead Risk Assessment to include soil testing and settled dust be performed.

We appreciate the opportunity to provide sampling and inspection of this area. Should you have additional questions, or if conditions change substantially, please contact us at your earliest convenience.

Sincerely,

DC Environmental
David Charlesworth
Certified Industrial Hygienist

LIMITATIONS

The environmental services described in this report have been conducted in general accordance with current regulatory guidelines and the standard-of-care exercised by environmental consultants performing similar work in the project area. No warranty, expressed or implied, is made regarding the professional opinions presented in this report. Variations in site conditions may exist and conditions not observed or described in this report may be encountered during subsequent activities.

The environmental interpretations and opinions contained in this report are based on the results of instrumentation, laboratory tests and/or analyses Acme Environmental Industrial Hygiene, Inc. dba DC Environmental, has no involvement in, or control over, such equipment, testing and/or analysis. Acme Environmental Industrial Hygiene, Inc., therefore, disclaims responsibility for any inaccuracy in such laboratory results.

Our conclusions, recommendations, and opinions are based on an analysis of the observed site conditions. It should be understood that the conditions of a site could change with time as a result of natural processes or the activities of man at the subject site or nearby sites. In addition, changes to the applicable laws, regulations, codes, and standards of practice may occur due to government action or the broadening of knowledge. The findings of this report may, therefore, be invalidated over time, in part or in whole, by changes over which Acme Environmental Industrial Hygiene, Inc., has no control.

This document is intended to be used only in its entirety. No portion of the document, by itself, is designed to completely represent any aspect of the project described herein. Acme Environmental Industrial Hygiene, Inc., should be contacted if the reader requires any additional information, or has questions regarding content, interpretations presented, or completeness of this document.

This report is intended exclusively for use by the client. Any use or reuse of the findings, conclusions, and/or recommendations of this report by parties other than the client is undertaken at said parties' sole risk.

Appendix A
XRF Lead Measurements

Project #: 16-173 Project Name: Turn Table Date: 10-27-2016
 Address: City of Albuquerque Railyard
 Technician: M. Nieman

		Time : <u>10:47</u>			Results	Average
1		Cal.			1.4	
2		Cal.			1.4	
3		Cal.			1.1	1.3
4		Cal.			0.2	
5		Cal			-0.1	
6		Cal.			-0.1	-0.0
XRF Test Number	Location / Room	Component - Designation	Component Number	Color	Substrate	Result / Reading
7	W. Turn Table	Turn Table Wall		Black	Metal	0.2
8	W. Turn Table	Logo West		White	Metal	0.4
9	Center W. Turn Table	Rail		Red	Metal	-0.1
10	Center W. Turn Table	Beam		Red	Metal	-0.1
11	Center W. Turn Table	Gusset		Gray	Metal	-0.0
12	N. End Turn Table	Engine		Yellow	Metal	2.8
13	N. End Turn Table	Engine Tank		Yellow	Metal	1.0
14	N. End Turn Table	Engine Block		Green	Metal	-0.0
15	E. End Turn Table	Safety Rail		Yellow	Metal	-0.0
		Time : _____			Results	Average
16		Cal.			1.0	
17		Cal.			1.0	
18		Cal.			1.0	1.0
19		Cal.			-0.0	
20		Cal			0.1	
21		Cal.			0.1	0.1

APPENDIX B
Asbestos and LBP Data

ID	Read No/Sample ID	Lead	Units	LBP	Room Number	Building	Room Name	Wall	Structure	Location	Member	Mode	Substrate	Color	Location_2	Source
1	7	0.1	mg/cm2		1	Railyards Amtrack Office	Office	A	Window	Rgt	Sill	QM	Wood	Brown	Interior	Innovar, 2011
2	8	0.1	mg/cm2		1	Railyards Amtrack Office	Office	A	Window	Rgt	Sash	QM	Wood	Brown	Interior	Innovar, 2011
3	9	0.2	mg/cm2		1	Railyards Amtrack Office	Office	A	Window	Rgt	Lft casing	QM	Wood	Brown	Interior	Innovar, 2011
4	10	0.2	mg/cm2		1	Railyards Amtrack Office	Office	A	Wall	L Ctr		QM	Plaster	White	Interior	Innovar, 2011
5	11	-0.2	mg/cm2		1	Railyards Amtrack Office	Office	B	Wall	U Ctr		QM	Plaster	White	Interior	Innovar, 2011
6	12	0	mg/cm2		1	Railyards Amtrack Office	Office	C	Door	Ctr	U Ctr	QM	Steel	Brown	Interior	Innovar, 2011
7	13	0	mg/cm2		1	Railyards Amtrack Office	Office	C	Door	Ctr	Lft casing	QM	Steel	Brown	Interior	Innovar, 2011
8	14	0.2	mg/cm2		1	Railyards Amtrack Office	Office	B	Window	Ctr	Sill	QM	Wood	Brown	Interior	Innovar, 2011
9	15	0.2	mg/cm2		3	Railyards Amtrack Office	Office	B	Window	Ctr	Lft casing	QM	Wood	Brown	Interior	Innovar, 2011
10	16	0.2	mg/cm2		3	Railyards Amtrack Office	Office	B	Window	Clr	Sash	QM	Wood	Brown	Interior	Innovar, 2011
11	17	0	mg/cm2		3	Railyards Amtrack Office	Office	A	Wall	L Ctr		QM	Plaster	White	Interior	Innovar, 2011
12	18	-0.2	mg/cm2		3	Railyards Amtrack Office	Office	A	Wall	L Rgi		QM	Plaster	White	Interior	Innovar, 2011
13	19	-0.2	mg/cm2		3	Railyards Amtrack Office	Office	D	Door	Rgi	U Rgt	QM	Steel	Brown	Interior	Innovar, 2011
14	20	0.1	mg/cm2		3	Railyards Amtrack Office	Office	D	Door	Rgt	Lft casing	QM	Steel	Brown	Interior	Innovar, 2011
15	21	0.7	mg/cm2		4	Railyards Amtrack Office	Break Rm	B	Chair rail	Clr		QM	Wood	Brown	Interior	Innovar, 2011
16	22	0.2	mg/cm2		4	Railyards Amtrack Office	Break Rm	B	Window	Ctr	Lft casing	QM	Wood	Brown	Interior	Innovar, 2011
17	23	>9.9	mg/cm2	Yes	4	Railyards Amtrack Office	Break Rm	B	Wall	L Ctr		QM	Plaster	Whiie	Interior	Innovar, 2011
18	24	0.2	mg/cm2		4	Railyards Amtrack Office	Break Rm	C	Baseboard	Clr		QM	Plaster	White	Interior	Innovar, 2011
19	25	>9.9	mg/cm2	Yes	4	Railyards Amtrack Office	Break Rm	B	Wall	U Lft		QM	Plaster	White	Interior	Innovar, 2011
20	26	>9.9	mg/cm2	Yes	4	Railyards Amtrack Office	Break Rm	B	Wall	L Rgt		QM	Plaster	White	Interior	Innovar, 2011
21	27	0.3	mg/cm2		4	Railyards Amtrack Office	Break Rm	C	Wall	L Clr		QM	Drywall	White	Interior	Innovar, 2011
22	28	0.2	mg/cm2		3	Railyards Amtrack Office	Office	B	Wall	L Ctr		QM	Plaster	White	Interior	Innovar, 2011
23	29	>9.9	mg/cm2	Yes	10	Railyards Amtrack Office	Lobby	A	Wall	L Ctr		QM	Plaster	White	Interior	Innovar, 2011
24	30	0.3	mg/cm2		10	Railyards Amtrack Office	Lobby	D	Wall	L Ctr		QM	Plaster	White	Interior	Innovar, 2011
25	31	0.3	mg/cm2		10	Railyards Amtrack Office	Lobby	A	Window	Ctr	Sash	QM	Wood	Brown	Interior	Innovar, 2011
26	32	>9.9	mg/cm2	Yes	10	Railyards Amtrack Office	Lobby	A	Column	Ctr		QM	Plaster	White	Interior	Innovar, 2011
27	33	>9.9	mg/cm2	Yes	10	Railyards Amtrack Office	Lobby	A	Column	Clr		QM	Plaster	White	Interior	Innovar, 2011
28	34	1.1	mg/cm2	Yes	12	Railyards Amtrack Office	Hallway	B	Wall	L Ctr		QM	Plaster	White	Interior	Innovar, 2011
29	35	>9.9	mg/cm2	Yes	12	Railyards Amtrack Office	Hallway	D	Wall	L Ctr		QM	Plaster	White	Interior	Innovar, 2011
30	36	0.1	mg/cm2		9	Railyards Amtrack Office	Wmns Rm	D	Wall	L Ctr		QM	Plaster	White	Interior	Innovar, 2011
31	37	0.1	mg/cm2		9	Railyards Amtrack Office	WmnsRm	A	Wall	L Ctr		QM	Plaster	White	Interior	Innovar, 2011
32	38	0.3	mg/cm2		9	Railyards Amtrack Office	WmnsRm	B	Door	Ctr	Lft casing	QM	Wood	Brown	Interior	Innovar, 2011
33	39	0.2	mg/cm2		9	Railyards Amtrack Office	Wmns Rm	B	Floor			QM	Cement	Brown	Interior	Innovar, 2011
34	40	-0.1	mg/cm2		11	Railyards Amtrack Office	Number Only	C	Stairs	Ctr	Treads	QM	Steel	Black	Interior	Innovar, 2011
35	41	0.1	mg/cm2		11	Railyards Amtrack Office	Number Only	C	Stairs	Ctr	Railing cap	QM	Steel	Black	Interior	Innovar, 2011
36	42	-0.1	mg/cm2		15	Railyards Amtrack Office	Upstairs	C	Wall	L Clr		QM	Plaster	White	Interior	Innovar, 2011
37	43	0.2	mg/cm2		15	Railyards Amtrack Office	Upstairs	B	Wall	L Ctr		QM	Plaster	White	Interior	Innovar, 2011
38	44	>9.9	mg/cm2	Yes	15	Railyards Amtrack Office	Upstairs	A	Wall	L Ctr		QM	Plaster	White	Interior	Innovar, 2011
39	45	6.6	mg/cm2	Yes	15	Railyards Amtrack Office	Upstairs	A	Door	Ctr	U Ctr	QM	Wood	White	Interior	Innovar, 2011
40	46	0.3	mg/cm2		15	Railyards Amtrack Office	Upstairs	B	Wall	L Ctr		QM	Plaster	White	Interior	Innovar, 2011
41	47	0.3	mg/cm2		15	Railyards Amtrack Office	Upstairs	A	Wall	L Ctr		QM	Plaster	White	Interior	Innovar, 2011
42	54	0.2	mg/cm2		16	Railyards Amtrack Office	Museum	A	Floor			QM	Cement	Gray	Interior	Innovar, 2011
43	55	2.3	mg/cm2	Yes	16	Railyards Amtrack Office	Museum	A	Floor			QM	Cement	White	Interior	Innovar, 2011
44	56	0.3	mg/cm2		16	Railyards Amtrack Office	Museum	A	Floor			QM	Cement	White	Interior	Innovar, 2011
45	57	0.1	mg/cm2		16	Railyards Amtrack Office	Museum	D	Wall	L Ctr		QM	Cement	Gray	Interior	Innovar, 2011
46	58	0.2	mg/cm2		16	Railyards Amtrack Office	Museum	B	Wall	L Ctr		QM	Cement	Gray	Interior	Innovar, 2011

ID	Read No/Sample ID	Lead	Units	LBP	Room Number	Building	Room Name	Wall	Structure	Location	Member	Mode	Substrate	Color	Location_2	Source
47	59	0.1	mg/cm2		16	Railyards Amtrack Office	Museum	A	Wall	L Ctr		QM	Cement	Gray	Interior	Innovar, 2011
48	60	6.3	mg/cm2	Yes	16	Railyards Amtrack Office	Museum	A	Floor			QM	Cement	Yellow	Interior	Innovar, 2011
49	61	0.1	mg/cm2		16	Railyards Amtrack Office	Museum	A	Door	Ctr	U Ctr	QM	Steel	Green	Interior	Innovar, 2011
50	62	0.1	mg/cm2		16	Railyards Amtrack Office	Museum	A	Door	Ctr	U Ctr	QM	Steel	Black	Interior	Innovar, 2011
51	63	0.5	mg/cm2		16	Railyards Amtrack Office	Museum	A	Door	Ctr	Lft casing	QM	Steel	Black	Interior	Innovar, 2011
52	64	0.7	mg/cm2		16	Railyards Amtrack Office	Museum	A	Floor			QM	Cement	Red	Interior	Innovar, 2011
53	65	1.8	mg/cm2	Yes	1	Railyards Amtrack Office	Facility	B	Railing	Ctr	Railing	QM	Steel	Yellow	Exterior	Innovar, 2011
54	66	0.2	mg/cm2		1	Railyards Amtrack Office	Facility	B	Door	Ctr	U Ctr	QM	Steel	Red	Exterior	Innovar, 2011
55	67	-0.1	mg/cm2		1	Railyards Amtrack Office	Facility	D	Window	Ctr	Sill	QM	Wood	Black	Exterior	Innovar, 2011
56	68	0.2	mg/cm2		1	Railyards Amtrack Office	Facility	D	Window	Ctr	Sash	QM	Wood	Black	Exterior	Innovar, 2011
57	69	0	mg/cm2		1	Railyards Amtrack Office	Facility	C	Window	Rgt	Sill	QM	Wood	Black	Exterior	Innovar, 2011
58	7	5	mg/cm2	Yes	1	Main Machine Shop	Number Only	B	Column	Ctr		QM	Steel	Silver	Interior	Innovar, 2011
59	8	1.1	mg/cm2	Yes	1	Main Machine Shop	Number Only	C	Door	Ctr	U Ctr	QM	Steel	Silver	Interior	Innovar, 2011
60	9	2.2	mg/cm2	Yes	1	Main Machine Shop	Number Only	C	Column	Clr		QM	Steel	Silver	Interior	Innovar, 2011
61	10	0.1	mg/cm2		1	Main Machine Shop	Number Only	A	Floor			QM	Ceramic	Red	Interior	Innovar, 2011
62	11	1.8	mg/cm2	Yes	1	Main Machine Shop	Number Only	B	Cnt Column	Ctr		QM	Steel	Silver	Interior	Innovar, 2011
63	12	0.7	mg/cm2		1	Main Machine Shop	Number Only	B	Stairs	Ctr	Treads	QM	Steel	Green	Interior	Innovar, 2011
64	13	1.9	mg/cm2	Yes	1	Main Machine Shop	Number Only	D	Column	Ctr		QM	Steel	Silver	Interior	Innovar, 2011
65	14	5.4	mg/cm2	Yes	1	Main Machine Shop	Number Only	D	Ceiling Beam	Beam	Ctr	QM	Steel	Silver	Interior	Innovar, 2011
66	15	4.2	mg/cm2	Yes	1	Main Machine Shop	Number Only	B	Column	Ctr		QM	Steel	Black	Exterior	Innovar, 2011
67	16	2.7	mg/cm2	Yes	1	Main Machine Shop	Number Only	B	Stairs	Ctr	Treads	QM	Wood	White	Interior	Innovar, 2011
68	1	3.4	mg/cm2	Yes		Boiler Shop	Number Only	B	Cnt Column	Ctr		QM	Steel	Silver	Interior	Innovar, 2011
69	2	0.1	mg/cm2			Boiler Shop	Number Only	A	Floor			QM	Cement	Red	Interior	Innovar, 2011
70	3	3.2	mg/cm2	Yes		Boiler Shop	Number Only	C	Cnt Column	Ctr		QM	Steel	Silver	Interior	Innovar, 2011
71	4	2.5	mg/cm2	Yes		Boiler Shop	Number Only	A	Column	Lft		QM	Steel	Silver	Interior	Innovar, 2011
72	5	-0.3	mg/cm2			Boiler Shop	Number Only	C	Door	Lft	U Ctr	QM	Steel	Silver	Interior	Innovar, 2011
73	1	1.1	mg/cm2	Yes		Blacksmith Shop	Number Only	B	Column	Ctr		QM	Steel	Silver	Interior	Innovar, 2011
74	2	3.1	mg/cm2	Yes		Blacksmith Shop	Number Only	C	Column	Ctr		QM	Steel	Silver	Interior	Innovar, 2011
75	3	2.1	mg/cm2	Yes		Blacksmith Shop	Number Only	D	Wall	L Ctr		QM	Brick	Silver	Interior	Innovar, 2011
76	4	0.2	mg/cm2			Blacksmith Shop	Number Only	D	Door	Ctr	U Ctr	QM	Steel	Silver	Interior	Innovar, 2011
77	5	0.1	mg/cm2			Blacksmith Shop	Number Only	D	Window	Ctr	Part. Bead	QM	Steel	Silver	Interior	Innovar, 2011
78	7	2.7	mg/cm2	Yes		Bldg North of Firehouse	Number Only	A	Bldg North of Firehouse	L Ctr		QM	Cement	Silver	Interior	Innovar, 2011
79	8	2.3	mg/cm2	Yes		Bldg North of Firehouse	Number Only	A	Window	Ctr	Lft casing	QM	Steel	Silver	Interior	Innovar, 2011
80	9	5.6	mg/cm2	Yes		Bldg North of Firehouse	Number Only	A	Door	Ctr	U Ctr	QM	Steel	Silver	Interior	Innovar, 2011
81	10	1.1	mg/cm2	Yes		Bldg North of Firehouse	Number Only	A	Window	Ctr	Rgt casin	QM	Steel	Silver	Interior	Innovar, 2011
82	11	2.4	mg/cm2	Yes		Bldg North of Firehouse	Number Only	C	Frame	Ctr		QM	Steel	Silver	Interior	Innovar, 2011
83	12	1.1	mg/cm2	Yes		Bldg North of Firehouse	Number Only	C	Wall	L Ctr		QM	Cement	Silver	Interior	Innovar, 2011
84	13	0.2	mg/cm2			Bldg North of Firehouse	Number Only	D	Wall	L Ctr		QM	Cement	Silver	Interior	Innovar, 2011
85	1	1.1	mg/cm2	Yes		Bldg South of Firehouse	Number Only	A	Wall	L Ctr		QM	Cement	White	Interior	Innovar, 2011
86	2	0.1	mg/cm2			Bldg South of Firehouse	Number Only	B	Wall	L Ctr		QM	Cement	White	Interior	Innovar, 2011
87	3	0	mg/cm2			Bldg South of Firehouse	Number Only	A	Door Cnt	Ctr	Lft casing	QM	Cement	White	Interior	Innovar, 2011
88	4	1.1	mg/cm2	Yes		Bldg South of Firehouse	Number Only	A	Column	Ctr		QM	Cement	Green	Interior	Innovar, 2011
89	5	1.2	mg/cm2	Yes		Bldg South of Firehouse	Number Only	B	Wall	L Ctr		QM	Cement	Green	Interior	Innovar, 2011
90	6	0.5	mg/cm2			Bldg South of Firehouse	Number Only	C	Door	Ctr	U Ctr	QM	Cement	Green	Interior	Innovar, 2011
91	13029.029-020513-01L	150	ppm			Blacksmith Shop			Interior Walls	NW Corner			Paint	Silver		Rhoades, 2013
92	13029.029-020513-02L	410	ppm			Blacksmith Shop			Interior Walls	NE Corner			Paint	Silver		Rhoades, 2013

ID	Read No/Sample ID	Lead	Units	LBP	Room Number	Building	Room Name	Wall	Structure	Location	Member	Mode	Substrate	Color	Location_2	Source
93	13029.029-020513-03L	100	ppm			Blacksmith Shop			Interior Walls	SW Corner			Paint	Silver		Rhoades, 2013
94	13029.029-020513-04L	150	ppm			Blacksmith Shop			Interior Walls	SE Corner			Paint	Silver		Rhoades, 2013
95	13029.029-020513-05L	2570	ppm			Blacksmith Shop			Overhead Piping				Paint	Red		Rhoades, 2013
96	13029.029-020513-06L	2640	ppm			Blacksmith Shop			Exterior Brick Walls		Trim		Paint	Rust		Rhoades, 2013
97	13029.029-020513-07L	4040	ppm			Blacksmith Shop			Interior Walls Office Shack				Paint	Cream		Rhoades, 2013
98	13029.029-020513-08L	250	ppm			Blacksmith Shop			Building	NW Corner			Surface Dust			Rhoades, 2013
99	13029.029-020513-09L	400	ppm			Blacksmith Shop			Building	NE Corner			Surface Dust			Rhoades, 2013
100	13029.029-020513-10L	100	ppm			Blacksmith Shop			Building	Center			Surface Dust			Rhoades, 2013
101	13029.029-020513-11L	710	ppm			Blacksmith Shop			Building	SW Corner			Surface Dust			Rhoades, 2013
102	13029.029-020513-12L	970	ppm			Blacksmith Shop			Building	SE Corner			Surface Dust			Rhoades, 2013

ID	Sample Number	Date	Description	Location	Percent Asbestos	Asbestos Type	Classification	Source
1	577007-NB.NS.1	Sep-05	Silver glaze coating window pane	Boiler Shop, South Side	0%			Terracon, 2005
2	577007-NB.NS.2	Sep-05	Silver glaze coating window pane	Boiler Shop, South Side	0%			Terracon, 2005
3	577007-NB.NS.3	Sep-05	Silver glaze coating window pane	Boiler Shop, South Side	0%			Terracon, 2005
4	577007-NB.SS.4	Sep-05	Green painted window pane	Boiler Shop, South Side	0%			Terracon, 2005
5	577007-NB.SS.5	Sep-05	Green painted window pane	Boiler Shop, South Side	0%			Terracon, 2005
6	577007-NB.SS.6	Sep-05	Green painted window pane	Boiler Shop, North Side	0%			Terracon, 2005
7	577007-NB.NS.7	Sep-05	Silver glaze coating window pane	Boiler Shop, North Side	0%			Terracon, 2005
8	577007-NB.NS.8	Sep-05	Silver glaze coating window pane	Boiler Shop, North Side	0%			Terracon, 2005
9	577007-NB.NS.9	Sep-05	Silver glaze/black spray-on with pane	Boiler Shop, North Side	0%			Terracon, 2005
10	577007-NB.NS.10	Sep-05	Silver glaze/black spray-on with pane	Boiler Shop, North Side	0%			Terracon, 2005
11	577007-NB.NS.11	Sep-05	Silver glaze/black spray-on with pane	Boiler Shop, North Side	0%			Terracon, 2005
12	577007-SB.SS.F1.1	Sep-05	Silver glaze coating window pane	Main Machine Shop, South Side, First Floor	0%			Terracon, 2005
13	577007-SB.SS.F1.2	Sep-05	Glaze coating on window pane (silver/black)	Main Machine Shop, South Side, First Floor	0%			Terracon, 2005
14	577007-SB.SS.F1.3	Sep-05	Glaze coating on window pane (silver)	Main Machine Shop, South Side, First Floor	0%			Terracon, 2005
15	577007-SB.SS.F1.4	Sep-05	Glaze coating on window pane (silver)	Main Machine Shop, South Side, First Floor	0%			Terracon, 2005
16	577007-SB.SS.F1.5	Sep-05	Glaze coating on window pane (silver)	Main Machine Shop, South Side, First Floor	0%			Terracon, 2005
17	577007-SB.SS.F1.6	Sep-05	Glaze coating on window pane (silver)	Main Machine Shop, South Side, First Floor	0%			Terracon, 2005
18	577007-SB.SS.F1.7	Sep-05	Glaze coating on window pane (silver/green)	Main Machine Shop, South Side, First Floor	0%			Terracon, 2005
19	577007-SB.SS.F2.1	Sep-05	Glaze coating on window pane (beige/green)	Main Machine Shop, South Side, Second Floor	0%			Terracon, 2005
20	577007-SB.SS.F2.2	Sep-05	Glaze coating on window pane (tan/brown)	Main Machine Shop, South Side, Second Floor	0%			Terracon, 2005
21	577007-SB.SS.F2.3	Sep-05	Glaze coating on window pane (off-white)	Main Machine Shop, South Side, Second Floor	0%			Terracon, 2005
22	577007-SB.SS.F2.4	Sep-05	Glaze coating on window pane (grey/green)	Main Machine Shop, South Side, Second Floor	0%			Terracon, 2005
23	577007-SB.SS.F2.5	Sep-05	Glaze coating on window pane (off-white)	Main Machine Shop, South Side, Second Floor	0%			Terracon, 2005
24	577007-SB.SS.F2.6	Sep-05	Plaster over cc wall (grey with paint)	Main Machine Shop, South Side, Second Floor	0%			Terracon, 2005
25	577007-SB.SS.F2.7	Sep-05	Plaster over cc wall (grey with paint)	Main Machine Shop, South Side, Second Floor	0%			Terracon, 2005
26	577007-NB.SS.1	Sep-05	Window glazing (tan)	Boiler Shops, South Side	Trace <1%			Terracon, 2005
27	577007-NB.SS.2	Sep-05	Window glazing (tan)	Boiler Shops, South Side	2%	Chrysotile	Non-Friable	Terracon, 2005
28	577007-NB.SS.3	Sep-05	Window glazing (tan)	Boiler Shops, South Side	2%	Chrysotile	Non-Friable	Terracon, 2005
29	577007-NB.SS.01	Sep-05	Window glazing (beige)	Boiler Shops, South Side	Trace <1%	Chrysotile		Terracon, 2005
30	577007-NB.SS.02	Sep-05	Window glazing (beige)	Boiler Shops, South Side	Trace <1%	Chrysotile		Terracon, 2005
31	577007-NB.SS.03	Sep-05	Window glazing (beige)	Boiler Shops, South Side	Trace <1%	Chrysotile		Terracon, 2005
32	577007-NB.ES.01	Sep-05	Window glazing (beige)	Boiler Shops, East Side	Trace <1%	Chrysotile		Terracon, 2005
33	577007-NB.ES.02	Sep-05	Window glazing (beige)	Boiler Shops, East Side	Trace <1%	Chrysotile		Terracon, 2005
34	577007-N.O.01	Sep-05	Outside shingle (red with granules)	Outside the Boiler Shop	0%			Terracon, 2005
35	577007-N.O.02	Sep-05	Outside shingle (red with granules)	Outside the Boiler Shop	0%			Terracon, 2005
36	577007-N.O.03	Sep-05	Outside shingle (red with granules)	Outside the Boiler Shop	0%			Terracon, 2005
37	577007-N.O.G.01	Sep-05	White insulation	100 ft North of CWE Storage Shed	NA			Terracon, 2005
38	577007-N.O.G.02	Sep-05	White insulation	100 ft North of CWE Storage Shed	NA			Terracon, 2005
39	577007-N.O.G.03	Sep-05	White insulation	100 ft North of CWE Storage Shed	NA			Terracon, 2005
40	577007-NTE. WS-1	Sep-05	Transite pipe (grey)	Former Transformer Area, West Side	25%	Chrysotile	Friable	Terracon, 2005
41	577007-NTE. WS-1	Sep-05	Transite pipe (grey)	Former Transformer Area, West Side	5%	Crocidolite		Terracon, 2005
42	577007-NTE.ES-3	Sep-05	Transite pipe (grey)	Former Transformer Area	25%	Chrysotile	Friable	Terracon, 2005
43	577007-NTE.ES-3	Sep-05	Transite pipe (grey)	Former Transformer Area	5%	Crocidolite		Terracon, 2005
44	577007-NTE.ES-1 (577007-NTE.NS-1??)	Sep-05	Transite pipe (grey)	Former Transformer Area	25%	Chrysotile	Friable	Terracon, 2005
45	577007-NTE.ES-1 (577007-NTE.NS-1??)	Sep-05	Transite pipe (grey)	Former Transformer Area	3%	Crocidolite		Terracon, 2005
46	577007-SWB.WW.01	Sep-05	Window putty/glazing (beige)	Babbit Shop, West Wall	Trace <1%	Chrysotile		Terracon, 2005
47	577007-SWB.WW.02	Sep-05	Window putty/glazing (beige)	Babbit Shop, West Wall	Trace <1%	Chrysotile		Terracon, 2005
48	577007-FH.01	Sep-05	Insulation/plaster over brick	Fire House	0%			Terracon, 2005
49	577007-FH.02	Sep-05	Insulation/plaster over brick	Fire House	0%			Terracon, 2005
50	577007-FH.03	Sep-05	Insulation/plaster over brick	Fire House	4%	Chrysotile	Friable	Terracon, 2005
51	577007-FH.04	Sep-05	Insulation/plaster over brick	Fire House	5%	Chrysotile	Friable	Terracon, 2005
52	01-DW1-1	Aug-10	off-white surfaced white compound (drywall)	Amtrack Office	none detected			Innovar, 2011
53	01-DW1-2	Aug-10	white drywall with brown paper (drywall)	Amtrack Office	none detected			Innovar, 2011
54	02-DW1-1	Aug-10	white surfaced white compound (drywall)	Amtrack Office	none detected			Innovar, 2011

ID	Sample Number	Date	Description	Location	Percent Asbestos	Asbestos Type	Classification	Source
55	03-DW1-1	Aug-10	white surfaced white compound (drywall)	Amtrack Office	none detected			Innovar, 2011
56	04-P1-1	Aug-10	white surfaced tan plaster (plaster)	Amtrack Office	none detected			Innovar, 2011
57	05-P1-1	Aug-10	white surfaced tan plaster (plaster)	Amtrack Office	none detected			Innovar, 2011
58	06-P1-1	Aug-10	white surfaced white compound (plaster)	Amtrack Office	none detected			Innovar, 2011
59	06-P1-2	Aug-10	tan plaster (plaster)	Amtrack Office	none detected			Innovar, 2011
60	07-CB1-1	Aug-10	pink cover base (cover base)	Amtrack Office	none detected			Innovar, 2011
61	07-CB1-2	Aug-10	tan mastic (cover base)	Amtrack Office	none detected			Innovar, 2011
62	07-CB1-3	Aug-10	white surfaced white compound (cover base)	Amtrack Office	none detected			Innovar, 2011
63	07-CB1-4	Aug-10	brown mastic (cover base)	Amtrack Office	<1%	Anthophyllite		Innovar, 2011
64	07-CB1-5	Aug-10	tan plaster (cover base)	Amtrack Office	none detected			Innovar, 2011
65	08-CB1-1	Aug-10	pink cover base (cover base)	Amtrack Office	none detected			Innovar, 2011
66	08-CB1-2	Aug-10	tan mastic (cover base)	Amtrack Office	none detected			Innovar, 2011
67	08-CB1-3	Aug-10	brown mastic (cover base)	Amtrack Office	<1%	Anthophyllite		Innovar, 2011
68	08-CB1-4	Aug-10	tan plaster (cover base)	Amtrack Office	none detected			Innovar, 2011
69	09-CB1-1	Aug-10	pink cover base (cover base)	Amtrack Office	none detected			Innovar, 2011
70	09-CB1-2	Aug-10	tan mastic (cover base)	Amtrack Office	none detected			Innovar, 2011
71	09-CB1-3	Aug-10	brown mastic (cover base)	Amtrack Office	<1%	Anthophyllite		Innovar, 2011
72	09-CB1-4	Aug-10	tan plaster (cover base)	Amtrack Office	none detected			Innovar, 2011
73	10-CT1-1	Aug-10	white surfacing (ceiling tile)	Amtrack Office	none detected			Innovar, 2011
74	10-CT1-2	Aug-10	tan ceiling (ceiling tile)	Amtrack Office	none detected			Innovar, 2011
75	10-CT1-3	Aug-10	brown mastic (ceiling tile)	Amtrack Office	none detected			Innovar, 2011
76	11-CT1-1	Aug-10	white surfacing (ceiling tile)	Amtrack Office	none detected			Innovar, 2011
77	11-CT1-2	Aug-10	tan ceiling tile (ceiling tile)	Amtrack Office	none detected			Innovar, 2011
78	11-CT1-3	Aug-10	brown mastic (ceiling tile)	Amtrack Office	none detected			Innovar, 2011
79	12-CT1-1	Aug-10	tan ceaign tile (no surfacing) (ceiling tile)	Amtrack Office	none detected			Innovar, 2011
80	12-CT1-2	Aug-10	brown mastic (ceiling tile)	Amtrack Office	none detected			Innovar, 2011
81	13-WC1-1	Aug-10	black surfacing white caulking (Window Caulk)	Amtrack Office	none detected			Innovar, 2011
82	14-WC1-1	Aug-10	black surfacing white caulking (Window Caulk)	Amtrack Office	none detected			Innovar, 2011
83	15-WC1-1	Aug-10	black surfacing white caulking (Window Caulk)	Museum	none detected			Innovar, 2011
84	16-CT2-1	Aug-10	white surfacing (ceiling tile)	Museum	none detected			Innovar, 2011
85	16-CT2-2	Aug-10	Gray ceiling tile (ceiling tile)	Museum	none detected			Innovar, 2011
86	17-CT2-1	Aug-10	White Surfacing (ceiling tile)	Museum	none detected			Innovar, 2011
87	17-CT2-2	Aug-10	Gray ceiling tile (ceiling tile)	Museum	none detected			Innovar, 2011
88	18-CT2-1	Aug-10	white surfacing (ceiling tile)	Museum	none detected			Innovar, 2011
89	18-CT2-2	Aug-10	Gray ceiling tile (ceiling tile)	Museum	none detected			Innovar, 2011
90	19-W1-1	Aug-10	black woven covering (Wiring)	Museum	none detected			Innovar, 2011
91	20-W1-1	Aug-10	black woven covering (Wiring)	Museum	none detected			Innovar, 2011
92	13029.029-020513-01	Feb-13	12" Spline Ceiling Tile	Office Shack, Blacksmith Shop	none detected		Poor/Friable	Roades, 2013
93	13029.029-020513-02	Feb-13	12" Spline Ceiling Tile	Office Shack, Blacksmith Shop	none detected		Poor/Friable	Roades, 2013
94	13029.029-020513-03	Feb-13	12" Spline Ceiling Tile	Office Shack, Blacksmith Shop	none detected		Poor/Friable	Roades, 2013
95	13029.029-020513-04	Feb-13	Interior Plaster - Surface Coat	Office Shack, Blacksmith Shop	none detected		Poor/Friable	Roades, 2013
96	13029.029-020513-05	Feb-13	Interior Plaster - Surface Coat	Office Shack, Blacksmith Shop	2%	Chrysotile	Poor/Friable	Roades, 2013
97	13029.029-020513-06	Feb-13	Interior Plaster - Surface Coat	Office Shack, Blacksmith Shop	2%	Chrysotile	Poor/Friable	Roades, 2013
98	13029.029-020513-07	Feb-13	Interior Plaster - Surface Coat	Office Shack, Blacksmith Shop	none detected		Poor/Friable	Roades, 2013
99	13029.029-020513-08	Feb-13	Interior Plaster - Surface Coat	Office Shack, Blacksmith Shop	none detected		Poor/Friable	Roades, 2013
100	13029.029-020513-09	Feb-13	Interior Plaster - Surface Coat	Office Shack, Blacksmith Shop	none detected		Poor/Friable	Roades, 2013
101	13029.029-020513-10	Feb-13	Window Glazing	Reinforced Glass, Blacksmith Shop	none detected		Poor/Friable	Roades, 2013
102	13029.029-020513-11	Feb-13	Window Glazing	Reinforced Glass, Blacksmith Shop	none detected		Poor/Friable	Roades, 2013
103	13029.029-020513-12	Feb-13	Window Glazing	Reinforced Glass, Blacksmith Shop	none detected		Poor/Friable	Roades, 2013
104	13029.029-020513-13	Feb-13	Window Glazing	Clear Glass, Blacksmith Shop	2%	Chrysotile	Poor/Friable	Roades, 2013
105	13029.029-020513-14	Feb-13	Window Glazing	Clear Glass, Blacksmith Shop	none detected		Poor/Friable	Roades, 2013
106	13029.029-020513-15	Feb-13	Window Glazing	Clear Glass, Blacksmith Shop	none detected		Poor/Friable	Roades, 2013
107	13029.029-020513-16	Feb-13	Window Glazing	Wood Panes, Blacksmith Shop	<1%	Chrysotile	Poor/Friable	Roades, 2013
108	13029.029-020513-17	Feb-13	Window Glazing	Wood Panes, Blacksmith Shop	2%	Chrysotile	Poor/Friable	Roades, 2013

ID	Sample Number	Date	Description	Location	Percent Asbestos	Asbestos Type	Classification	Source
109	13029.029-020513-18	Feb-13	Window Glazing	Wood Panes, Blacksmith Shop	none detected		Poor/Friable	Roades, 2013
110	13029.029-020513-19	Feb-13	Gray Parapet Tar	Throughout Roof, Blacksmith Shop	10%	Chrysotile	Poor/Non-Friable	Roades, 2013
111	13029.029-020513-20	Feb-13	Gray Parapet Tar	Throughout Roof, Blacksmith Shop	10%	Chrysotile	Poor/Non-Friable	Roades, 2013
112	13029.029-020513-21	Feb-13	Gray Parapet Tar	Throughout Roof, Blacksmith Shop	10%	Chrysotile	Poor/Non-Friable	Roades, 2013
113	13029.029-020513-22	Feb-13	Black Roofing Tar	Throughout Roof, Blacksmith Shop	none detected		Poor/Non-Friable	Roades, 2013
114	13029.029-020513-23	Feb-13	Black Roofing Tar	Throughout Roof, Blacksmith Shop	none detected		Poor/Non-Friable	Roades, 2013
115	13029.029-020513-24	Feb-13	Black Roofing Tar	Throughout Roof, Blacksmith Shop	none detected		Poor/Non-Friable	Roades, 2013
116	13029.029-020513-25	Feb-13	Black Penetration Tar	Throughout Roof, Blacksmith Shop	none detected		Poor/Non-Friable	Roades, 2013
117	13029.029-020513-26	Feb-13	Black Penetration Tar	Throughout Roof, Blacksmith Shop	none detected		Poor/Non-Friable	Roades, 2013
118	13029.029-020513-27	Feb-13	Black Penetration Tar	Throughout Roof, Blacksmith Shop	none detected		Poor/Non-Friable	Roades, 2013
119	13029.029-020513-28	Feb-13	Gray Roofing Felt	Throughout Roof, Blacksmith Shop	none detected		Poor/Non-Friable	Roades, 2013
120	13029.029-020513-29	Feb-13	Gray Roofing Felt	Throughout Roof, Blacksmith Shop	none detected		Poor/Non-Friable	Roades, 2013
121	13029.029-020513-30	Feb-13	Gray Roofing Felt	Throughout Roof, Blacksmith Shop	none detected		Poor/Non-Friable	Roades, 2013
122	13029.029-020513-31	Feb-13	Black Parapet Tar	Throughout Roof, Blacksmith Shop	8%	Chrysotile	Poor/Non-Friable	Roades, 2013
123	13029.029-020513-32	Feb-13	Black Parapet Tar	Throughout Roof, Blacksmith Shop	none detected		Poor/Non-Friable	Roades, 2013
124	13029.029-020513-33	Feb-13	Black Parapet Tar	Throughout Roof, Blacksmith Shop	none detected		Poor/Non-Friable	Roades, 2013
125	13029.029-020513-34	Feb-13	Black Roofing Felt - Patching	Throughout Roof, Blacksmith Shop	none detected		Poor/Non-Friable	Roades, 2013
126	13029.029-020513-35	Feb-13	Black Roofing Felt - Patching	Throughout Roof, Blacksmith Shop	none detected		Poor/Non-Friable	Roades, 2013
127	13029.029-020513-36	Feb-13	Black Roofing Felt - Patching	Throughout Roof, Blacksmith Shop	none detected		Poor/Non-Friable	Roades, 2013
128	13029.029-020513-34a	Feb-13	Black Roofing Felt - Patching	Throughout Roof, Blacksmith Shop	none detected		Poor/Non-Friable	Roades, 2013
129	13029.029-020513-35a	Feb-13	Black Roofing Felt - Patching	Throughout Roof, Blacksmith Shop	none detected		Poor/Non-Friable	Roades, 2013
130	13029.029-020513-36a	Feb-13	Black Roofing Felt - Patching	Throughout Roof, Blacksmith Shop	none detected		Poor/Non-Friable	Roades, 2013
131	13029.029-020513-37	Feb-13	Window Glazing	Plastic Panes, Blacksmith Shop	2%	Chrysotile	Poor/Friable	Roades, 2013
132	13029.029-020513-38	Feb-13	Window Glazing	Plastic Panes, Blacksmith Shop	3%	Chrysotile	Poor/Friable	Roades, 2013
133	13029.029-020513-39	Feb-13	Window Glazing	Plastic Panes, Blacksmith Shop	3%	Chrysotile	Poor/Friable	Roades, 2013

Appendix C
Photograph Log



Figure 1 Turn Table – Side Elevation



Figure 2 Turn Table – End View

**Appendix D
Certificates**

316 Carlisle NE, Albuquerque, NM 87107
(505) 433-4461

David Plante

is successfully completed the course titled
Asbestos Inspector Refresher
as required by 40 CFR 763



Certificate number 012116-01 Expiration date 1/21/2017

This certifies successful
completion of the approved 4 hour training course.

David Plante
029721599

Asbestos Inspector Refresher

For the purposes of accreditation required under
TSCA Title II and AHERA
In compliance with the State of Louisiana regulation.
Conducted by

Adme Environmental, Inc.

**3816 Carlisle NE
Albuquerque, NM 87107
(505) 433-4461**

Course Date: 01/21/2016

Expires On: 012116-01

Course Director:

Certificate Number: 012116-01

CERTIFICATE OF TRAINING

EPA/AHERA Training Program



This is to certify that

MICHAEL NIEMAN

NM. DL. 006 087 493

Has completed 4 hours of training and **PASSED** the test required by Section 206 of TSCA Title II and in accordance with **LOUISIANA STATE ASBESTOS REGULATIONS** entitled,


ASBESTOS BUILDING INSPECTOR REFRESHER

PRESENTED BY
Mendez Environmental™
1005 Veterans Mem Blvd
Suite, 101
Kenner, LA 70062
Tel: (504) 468-8858



IN COLLABORATION WITH

DC Environmental
P.O. Box 9315
Albuquerque, NM 87119
Tel: (505) 869-8000
www.dcenvironmental.net



Director: 
Rodolfo G. Mendez

NM Program Manager: 
David Charlesworth

Course Date: 04-12-2016
Certificate Number: AS0416KNMPPMN17906

Test Date: 04-12-2016 Grade: **PASS**
Expiration Date: 04-12-2017

United States Environmental Protection Agency

This is to certify that



Michael Neiman

has fulfilled the requirements of the Toxic Substances Control Act (TSCA) Section 402, and has received certification to conduct lead-based paint activities pursuant to 40 CFR Part 745.226 as:

Inspector

In the Jurisdiction of:

New Mexico

This certification is valid from the date of issuance and expires September 25, 2017

NM-I-129246-1

Certification #

September 11, 2014

issued On

Adrienne Priselac, Manager, Toxics Office

Land Division





ASBESTOS AND LEAD BASED PAINT SURVEY
City of Albuquerque
Railyard South Wash Room Parcel 1
Albuquerque, NM




PREPARED FOR:

Intera, Inc.
6000 Uptown Blvd, Suite 220
Albuquerque, New Mexico 87110

PREPARED BY:

DC Environmental
PO Box 9315
Albuquerque, New Mexico 87119

November 9, 2016
Project No. 16-169



November 9, 2016
Project No. 16-169

Mr. Joe Tracy
Intera Inc.
6000 Uptown Boulevard, NE
Suite 200
Albuquerque, NM 87110

Subject: Asbestos and Lead Based Paint inspection of the South Wash Room Parcel 1 – City of Albuquerque Railyard

Dear Mr. Joe Tracy;

In accordance with our proposal, DC Environmental has performed asbestos and lead based paint inspections of the above-referenced facility, located at the City of Albuquerque Railyard, 1100 2nd Street SW, Albuquerque, New Mexico. The attached report presents our methodology, findings, opinions, and recommendations regarding the survey.

Lead Containing materials were identified at the South Wash Room. Asbestos-containing materials were identified at the South Wash Room.

We appreciate the opportunity to be of service to you on this project. Should you have any questions regarding this report, please contact the undersigned at your convenience.

Sincerely,
ACME ENVIRONMENTAL INDUSTRIAL HYGIENE, INC.
dba DC Environmental

J. David Charlesworth, CIH
Certified Industrial
Hygienist

Karen Dremann, BS
Senior Scientist

Distribution: (2) Addressee

TABLE OF CONTENTS

Page

Contents

EXECUTIVE SUMMARY 4

1. INTRODUCTION 4

2. PURPOSE AND SCOPE OF SERVICES 5

3. SITE DESCRIPTION 5

4. ACTIVITIES 5

4.1. Asbestos-Containing Building Materials 6

4.2. Lead Based Paint Inspection 6

5. ANALYSES AND RESULTS 7

5.1. Table 1: Asbestos Sample Analysis 7

5.2. Table 2: Lead Based Paint Chip Analysis 8

5. FINDINGS AND CONCLUSIONS 8

5.1 Asbestos Sampling Analysis 8

5.2 Lead Based Paint Analysis 8

6 RECOMMENDATIONS 9

Table

Table 1. Asbestos Lab Results

Table 2. Lead Based Paint Chip Results

Appendices

Appendix A. Asbestos Laboratory Analysis Results

Appendix B. XRF Lead Measurements Table

Appendix C. Lead and Asbestos Data

Appendix D. Lead Based Paint Chip Laboratory Analysis

Appendix E. Photographic Log

Appendix F. Certifications

EXECUTIVE SUMMARY

On October 25, 2016, DC Environmental performed an inspection of the South Wash Room located at the City of Albuquerque Railyard on 2nd Street in Albuquerque, New Mexico. The inspection was conducted in a response to a request to identify materials that may be impacted during future renovation or demolition activities. . Previous sampling and analysis of building materials for lead had been conducted at the property by Innovar in 2011 and Rhoades in 2013. Previous sampling for asbestos had been conducted by Terracon in 2005, Innovar in 2011 and Rhoades in 2013 (See Appendix C). The focus of our inspection was to verify and determine the presence, location and quantity of asbestos remaining within the facility, and to establish the basis for the presence of lead containing finishes within the structure. The space is being evaluated for a confidential client and the concern is that existing materials may contain asbestos and lead in the finishes.

The inspection design was to conduct a room-by-room investigation for asbestos-containing building materials. Access the functional spaces, where appropriate; evaluate the exterior surfaces; and sample materials suspect for asbestos within the South Wash Room.

Asbestos-containing building materials are those containing greater than one percent asbestos as determined by polarized light microscopy. Asbestos-containing materials have been identified in the facility. The materials identified as asbestos containing include the following: **Silver Roofing Material; Penetration Sealant; Window Putty; and Drip Edge Sealant.**

Lead-based paint is defined as coatings containing surface area lead of 1.0 milligrams per square centimeter (1.0 mg/cm²) when evaluated by X-Ray Fluorescence. Lead based paint is further defined if laboratory analysis determines the lead content to be one-half (0.5 %) percent by weight or greater. The lead inspection of the facility was conducted using an X-Ray Fluorescence (XRF) handheld instrument of select components or areas. The inspection identified painted surfaces with excess lead above the stated regulatory limit.

Lead-containing materials are those with detectable levels of lead in the materials however not at levels above 1.0 mg/cm². Lead containing materials were identified at the South Wash Room (Appendix B XRF Lead Measurements). Individuals bidding for work should be aware of the presence of lead when performing demolition and renovation activities involving these items.

Items coated with lead-based paint include, but are not limited to, the following: Exterior Red Window Frames; Silver Door Frames; Green Paint in Room 1; Off-white Paint in Room 1; Interior Window Frame Gray Paint Room 1; Room 1 Red Paint; Ceiling Green Paint Room 2; Ceiling White Paint Room 2; Green Paint Room 2; Dark Green Paint Room 3; Light Green Paint Room 3; White Paint Room 3; Drain Pipe Bell Joint Room 3; Green Ceiling Room 3; White Paint Room 4; White Window Frame Interior to Room 4; Yellow Paint Room 4; White Paint on Toilet Stall Center Wall Room 4; White Paint on Ceiling of Room 4.

1. INTRODUCTION

In accordance with our proposal, DC Environmental has performed an investigation of the South Wash Room located at the City of Albuquerque Railyard in Albuquerque, New Mexico.

The inspection was conducted in a response to a request to have building materials evaluated for

future renovation or demolition activities. The focus of our inspection was to determine the presence, location and quantity of asbestos and lead based paint present within the facility. The building is being inspected for a confidential client and the concern is that existing materials may contain asbestos in building materials and lead in the painted finishes.

This report has been prepared in accordance with generally accepted environmental science and engineering practices. This report is based upon conditions at the subject building at the time of the sampling activities and provides documentation of our findings and recommendations.

2. PURPOSE AND SCOPE OF SERVICES

The inspection design was to conduct a room-by-room investigation and assess the facility for the presence of asbestos-containing building materials and lead-based paint. The inspection included a quantitative determination of the asbestos and lead content within the structure.

The objective of this inspection was to perform the requisite sampling and present the findings along with any recommendations. The services performed by DC Environmental are outlined below.

- A reconnaissance of the area was conducted by Mr. David Charlesworth CIH, Mr. Jeff Biedenbach, and Mr. Steven Gutierrez. The inspectors are accredited Asbestos Building Inspectors. Mr. Biedenbach and Mr. Gutierrez are Certified Lead Inspectors. Mr. Charlesworth is a Certified Industrial Hygienist and a Certified Lead Risk Assessor.
- Sampling was conducted using several different types of inspection tools and laboratory techniques including Polarized Light Microscopy and X-Ray Fluorescence.
- Report preparation summarizing our sampling methods and laboratory analysis are included. This report further details our conclusions and recommendations for the project.

3. SITE DESCRIPTION

The subject site consists of one structure, the South Wash Room.

The South Wash Room

The South Wash Room consists of a single story building comprised of four rooms; a roof and exterior red brick. The floor of the facility is concrete slab on grade. The walls are primarily red brick. The ceiling and rafters are wood construction. The bathroom (Room4) has wood privacy partitions that appear to have been installed at various construction dates. Roofing was comprised of shingles atop felt paper on wood. The ceiling system and roofing was very unstable and in danger of collapse. The roof was accessed by a mechanical lift.

4. ACTIVITIES

DC Environmental conducted an asbestos-containing building materials and lead-based paint investigation on October 25, 2016 of the South Wash Room. Analysis of the interior and exterior painted surfaces incorporated the use of an X-Ray Fluorescence Device. The Radiation Monitoring Device (RMD) LPA-1 X-Ray Fluorescence device was used to measure the lead content of surface coatings on representative homogenous components. Multiple XRF readings were recorded.

The site sampling activities are described below.

4.1. Asbestos-Containing Building Materials

Mr. Jeff Biedenbach and Mr. Steven Gutierrez conducted the visual inspection for asbestos-containing building materials at the above referenced building. Mr. David Charlesworth provided supervision. Mr. Gutierrez collected eleven (11) building material samples that were tested for asbestos using Polarized Light Microscopy and stereomicroscopy bulk asbestos analysis. Analysis was conducted by Crisp Analytical, LLC of Carrollton, Texas. Crisp Analytical is an accredited laboratory and recognized by the National Voluntary Laboratory Accreditation Program. Based upon the samples tested, five (5) of the materials sampled were identified as asbestos-containing material.

Previous asbestos surveys were conducted in 2005, 2011 and 2013 (See Appendix C). Asbestos sample results for the South Wash Room were not included in the previous surveys. Samples analyzed by this survey identified the following materials as asbestos-containing material.

South Wash Room

Silver Roofing Material; Penetration Sealant; Window Putty; and Drip Edge Sealant.

The Environmental Protection Agency has established terminology regarding asbestos and specifically asbestos-containing building materials. Material which is friable are those materials that can be crushed, crumbled or reduced to powder by hand pressure. Non-friable materials are further characterized as Category I Non-Friable or Category II Non-Friable. Category I Non Friable includes four specific items: Packings, Gaskets, Resilient Flooring and Asphalt Roofing. Category II Non-Friable is everything else which cannot be crumbled or pulverized by hand pressure. These items include materials of drywall systems, plasters, asbestos-containing cements (Transite[®]) and other materials declared non-friable by the asbestos inspector.

The EPA then clarifies that certain materials are Regulated Asbestos Containing Materials (RACM) and these include the following four designations:

- Friable materials;
- Category I Non-Friable Material that has become friable;
- Category I Non-Friable Materials that has been subject to sanding, grinding, cutting and abrading; and
- Category II Non-friable materials that will be, or have been, subject to force during demolition or renovation.

Regulated Asbestos Containing Materials were present within the structure.

4.2. Lead Based Paint Inspection

The presence of lead based paint was assessed in substantial compliance with the Housing and Urban Development guidelines. DC Environmental conducted a lead-based surface coating screening survey of the interior and exterior of the property to generally identify building

components coated with lead. The survey consisted of testing the lead concentrations of each of the accessible surfaces. . Previous lead based paint surveys were conducted in 2011 and 2013 (See Appendix C). Lead-based paint survey results for the South Wash Room were not included in the previous surveys.

To complete the survey, an X- Ray Fluorescence device was used to perform the lead based paint inspection. The Radiation Monitoring Device (RMD) LPA-1 X-Ray Fluorescence device is capable of detecting lead in lead-based paint. The determination of lead in paint is defined as a surface content of at least 1.0 milligrams per square centimeter. If the readings were between the 0.9 to 1.0 mg/cm² range, then the readings are declared as either lead-based paint or lead-containing materials and sampling is recommended.

Surfaces that were tested with the XRF device included, but were not limited to the following: doors, ceiling, painted walls, structural steel support, painted door components, roof components, ventilation duct, gates, and framing.

To determine the wall designations, the front entry off the street or primary doorway is the A wall and interior in a clockwise direction are the B, C and D walls respectively. Exterior walls are similar in the designations.

The XRF device recorded readings did indicate lead based paint in surfaces on the interior and exterior of architectural details and finishes. Please refer to the XRF readings in the appendix to this document.

5. ANALYSES AND RESULTS

The results of samples and analysis are presented in the following tables. Copies of the laboratory analytical results are included in the appendix to this document.

5.1. Table 1: Asbestos Sample Analysis

Sample #	South Wash Room Analyst physical description of subsample	Asbestos Type/calibrated/Visual estimate percent
16-169-100	Silver Roofing material South wash room	ND
16-169-101	Silver Roofing material South wash room/ Black Weathered Tar	7% Chrysotile
16-169-102	Red Roofing material South wash room	ND
16-169-103	Red Roofing material South wash room	ND
16-169-104	Roofing Felt paper South wash room	ND
16-169-105	Roofing Felt paper South wash room	ND
16-169-106	Penetration Sealant South wash room/ Black Weathered Tar	7% Chrysotile

16-169-107	Penetration Sealant South wash room/ Black Weathered Tar	6% Chrysotile
16-169-108	Drip Edge sealant South wash room/ Black Weathered Tar	7% Chrysotile
16-169-109	Exterior Window putty South wash room	3% Chrysotile
16-169-110	Exterior Window putty South wash room	2% Chrysotile
16-169-111	Exterior Window putty South wash room	3% Chrysotile

ND – None Detected

5.2. Table 2: Lead Based Paint Chip Analysis

Sample #	South Wash Room Analyst physical description of subsample	Lead Based Paint Type/calibrated/Visual estimate percent (0.5%)
16-169-1000	Interior Room 1 B-Wall South Wash Rm Gray Paint	11%
16-169-1001	Exterior B-4 Window Frame South Wash Room Red Paint	16%
16-169-1002	Interior Room 2 Ceiling South Wash Room Light Green Paint	15%
16-169-1003	Interior Room 3 Green Paint from Brick	11%
16-169-1004	Interior Room 4 White paint from Brick	2.9%

5. FINDINGS AND CONCLUSIONS

The findings of this inspection are based on our visual observations and analysis of the measurements collected from the facility. Our findings are presented below.

5.1 Asbestos Sampling Analysis

The current visual inspection and sampling of building materials revealed undocumented sources of asbestos-containing building materials. The materials identified as asbestos containing include the following: **Silver Roofing Material; Penetration Sealant; Window Putty; and Drip Edge Sealant.**

5.2 Lead Based Paint Analysis

DC Environmental conducted a lead-based surface coating inspection of the interior and exterior of the property to generally identify building components coated with or containing lead. The survey consisted of testing the lead concentrations of over the majority of the interior and exterior surfaces.

During the survey, testing combinations in representative room equivalents were sampled by X-Ray Fluorescence (XRF) in substantial compliance with the XRF protocols established by EPA and

presented as guidance in the Housing and Urban Development (HUD) publications. Performance of this survey is consistent and in substantial compliance with the documented methodologies identified by EPA and HUD.

Based on the readings from the XRF devices materials at the South Wash Room were considered painted with Lead-based Paint (LBP).

Lead-Based Paint (LBP) is defined by HUD and the EPA as paint containing lead in amounts greater than or equal to 1.0 mg/cm² lead when analyzed by XRF or greater than 5000 parts per million or 0.5 percent by weight when analyzed by Flame Atomic Absorption.

There are materials in this building though, that are considered “lead-containing”. Those materials are listed in Appendix B, XRF Lead Measurements and confirmed by laboratory analysis (See Appendix D). Contractors should follow the elements of the standard promulgated by the Occupational Safety and Health Administration. The Lead in Construction Standard 29 CFR 1926.62 applies to exposures to materials containing lead. Lead containing materials **were** identified at the South Wash Room (see Appendix B XRF Lead Measurements). Individuals bidding for work should be aware of the presence of lead when performing demolition and renovation activities involving these items.

Items coated with lead-based paint include, but are not limited to, the following: Exterior Red Window Frames; Silver Door Frames; Green Paint in Room 1; Off-white Paint in Room 1; Interior Window Frame Gray Paint Room 1; Room 1 Red Paint; Ceiling Green Paint Room 2; Ceiling White Paint Room 2; Green Paint Room 2; Dark Green Paint Room 3; Light Green Paint Room 3; White Paint Room 3; Drain Pipe Bell Joint Room 3; Green Ceiling Room 3; White Paint Room 4; White Window Frame Interior to Room 4; Yellow Paint Room 4; White Paint on Toilet Stall Center Wall Room 4; White Paint on Ceiling of Room 4.

6 RECOMMENDATIONS

Based on our visual observations and the laboratory results, DC Environmental recommends the following:

- Select materials containing asbestos have been identified in the facility. Asbestos is present in the above identified materials. The materials containing asbestos will require abatement before substantial renovation or demolition can commence.
- The Lead-based Paint inspection did identify “lead-based paint” at the South Wash Room. Those materials are listed in Appendix B, XRF Lead Measurements and Appendix D Lead Based Paint Laboratory Analysis. These materials are regulated by OSHA in regards to those individuals that could be exposed during repair, renovation or demolition. It is recommended to have trained professionals in the OSHA Lead Construction standard handle the lead-based paint and lead-containing materials during disturbance of the material. At the conclusion of any significant construction related activities we recommend a Lead Risk Assessment be performed to include soil and settled dust sampling. A Lead Risk Assessment is recommended for this property based on the age and that children may be expected to be present. The EPA

recommends a Risk Assessment be conducted at the conclusions of operations to repair, renovate or abate the lead-based paint.

We appreciate the opportunity to provide sampling and inspection of this area. Should you have additional questions, or if conditions change substantially, please contact us at your earliest convenience.

Sincerely,

DC Environmental
David Charlesworth
Certified Industrial Hygienist

LIMITATIONS

The environmental services described in this report have been conducted in general accordance with current regulatory guidelines and the standard-of-care exercised by environmental consultants performing similar work in the project area. No warranty, expressed or implied, is made regarding the professional opinions presented in this report. Variations in site conditions may exist and conditions not observed or described in this report may be encountered during subsequent activities.

The environmental interpretations and opinions contained in this report are based on the results of instrumentation, laboratory tests and/or analyses Acme Environmental Industrial Hygiene, Inc. dba DC Environmental, has no involvement in, or control over, such equipment, testing and/or analysis. Acme Environmental Industrial Hygiene, Inc, therefore, disclaims responsibility for any inaccuracy in such laboratory results.

Our conclusions, recommendations, and opinions are based on an analysis of the observed site conditions. It should be understood that the conditions of a site could change with time as a result of natural processes or the activities of man at the subject site or nearby sites. In addition, changes to the applicable laws, regulations, codes, and standards of practice may occur due to government action or the broadening of knowledge. The findings of this report may, therefore, be invalidated over time, in part or in whole, by changes over which Acme Environmental Industrial Hygiene, Inc., has no control.

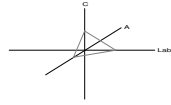
This document is intended to be used only in its entirety. No portion of the document, by itself, is designed to completely represent any aspect of the project described herein. Acme Environmental Industrial Hygiene, Inc., should be contacted if the reader requires any additional information, or has questions regarding content, interpretations presented, or completeness of this document.

This report is intended exclusively for use by the client. Any use or reuse of the findings, conclusions, and/or recommendations of this report by parties other than the client is undertaken at said parties' sole risk.

Appendix A
Asbestos Laboratory Results

CA Labs
Dedicated to
Quality

Crisp Analytical, L.L.C.
1929 Old Denton Road
Carrollton, TX 75006
Phone 972-242-2754
Fax 972-242-2798



CA Labs, L.L.C.
12232 Industriplex, Suite 32
Baton Rouge, LA 70809
Phone 225-751-5632
Fax 225-751-5634

Materials Characterization - Bulk Asbestos Analysis

Laboratory Analysis Report - Polarized Light

DC Environmental

PO Box 9315
Albuquerque, NM 87119

Attn: David Charlesworth

Customer Project: DCE 16-169, Rail Yard parcel 1 South Wash Room
Reference #: CAL16117599JE **Date:** 11/16/2016

Analysis and Method

Summary of polarizing light microscopy (PLM / Stereomicroscopy bulk asbestos analysis) using the methods described in 40CFR Part 763 Appendix E to Subpart E (Interim and EPA 600 / R-93 / 116 (Improved). The sample is first viewed with the aid of stereomicroscopy. Numerous liquid slide preparations are created for analysis under the polarized microscope where identifications and quantifications are performed. Calibrated liquid refractive oils are used as liquid mounting medium. These oils are used for identification (dispersion staining). A calibrated visual estimation is reported, should any asbestiform mineral be present. Other techniques such as acid washing are used in conjunction with refractive oils for detection of smaller quantities of asbestos. All asbestos percentages are based on calibrated visual estimation traceable to NIST standards for regulated asbestos. Traceability to measurement and calibration is achieved by using known amounts and types of asbestos from standards where analyst and laboratory accuracy are measured. As little as 0.001% asbestos can be detected in favorable samples, while detection in unfavorable samples may approach the detection limit of 0.50% (well above the laboratory definition of trace).

Discussion

Vermiculite containing samples may have trace amounts of actinolite-tremolite, where not found by PLM should be analyzed using TEM methods and / or water separation techniques. Suspected actinolite/vermiculite presence will be indicated through the sample comment section of this report.

Fibrous talc containing samples may even contain a related asbestos fiber known as anthophyllite. Under certain conditions the same fiber may actually contain both talc and anthophyllite (a phenomenon called intergrowth). Again, TEM detection methods are recommended. CA Labs PLM report comments will denote suspected amounts of asbestiform anthophyllite with talc, where further analysis is recommended.

Some samples (floor tiles, surfacings, etc.) may contain fibers too small to be detectable by PLM analysis and should be analyzed by TEM bulk protocols.

A "trace asbestos" will be reported if the analyst observes far less than 1% asbestos. CA Labs defines "trace asbestos" as a few fibers detected by the analyst in several preparations and will indicate as such under these circumstances.

Quantification of <1% will actually be reported as <=1% (allowable variance close to 1% is high). Such results are ideal for point counting, and the technique is mandatory for friable samples (NESHAP, Nov. 1990 and clarification letter 8 May 1991) under 1% percent asbestos and the "trace asbestos". **In order to make all initial PLM reports issued from CA Labs NESHAP compliant, all <1% asbestos results (except floor tiles) will be point counted at no additional charge.**

Qualifications

CA Labs is accredited by the National Voluntary Accreditation Program (NVLAP) for selected test methods for airborne fiber analysis (TEM), and for bulk asbestos fiber analysis (PLM). CA Labs is also accredited by AIHA LAP, LLC. in the PLM asbestos field of testing for Industrial Hygiene. All analysts have a college degree in a natural science (geology, biology, or environmental science) or are recognized by a state professional board in one of these disciplines. Extensive in-house training programs are used to augment education background of the analyst. The group leader of polarized light has received supplemental McCrone Research training for asbestos identification. Analysis performed at Crisp Analytical Labs, LLC 1929 Old Denton Road Carrollton, TX 75006

Dallas NVLAP Lab Code 200349-0 TEM/PLM TCEQ# T104704513-15-3 TDH 30-0235
AIHA LAP, LLC Laboratory #102929

CA LabsDedicated to
Quality**Crisp Analytical, L.L.C.**1929 Old Denton Road
Carrollton, TX 75006
Phone 972-242-2754
Fax 972-242-2798**CA Labs, L.L.C.**12232 Industriplex, Suite 32
Baton Rouge, LA 70809
Phone 225-751-5632
Fax 225-751-5634Overview of Project Sample Material Containing Asbestos**Customer Project:** DCE 16-169, Rail Yard parcel 1 South Wash Room **CA Labs Project #:** CAL16117599JE

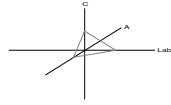
Sample #	Layer #	Analysts	Physical Description of Subsample	Asbestos type / calibrated visual estimate percent	List of Affected Building Material Types
16-169-101	101-1		Silver Roofing Material/ black weathered tar	7% Chrysotile	black weathered tar off-white caulking
16-169-106	106-1		Penetration Sealant/ black weathered tar	7% Chrysotile	
16-169-107	107-1		Penetration Sealant/ black weathered tar	6% Chrysotile	
16-169-108	108-1		Drip Edge Sealant/ black weathered tar	7% Chrysotile	
16-169-109	109-1		Exterior Window Putty/ off-white caulking	2% Chrysotile	
16-169-110	110-1		Exterior Window Putty/ off-white caulking	2% Chrysotile	
16-169-111	111-1		Exterior Window Putty/ off-white caulking	3% Chrysotile	

Dallas NVLAP Lab Code 200349-0 TEM/PLM TCEQ# T104704513-15-3 TDH 30-0235

AIHA LAP, LLC Laboratory #102929**Glossary of abbreviations (non-asbestos fibers and non-fibrous minerals):**

ca - carbonate	pe - perlite	fg - fiberglass	pa - palygorskite (clay)
gypsum - gypsum	qu - quartz	mw - mineral wool	
bi - binder		wo - wollastinite	
or - organic		ta - talc	
ma - matrix		sy - synthetic	
mi - mica		ce - cellulose	
ve - vermiculite		br - brucite	
ot - other		ka - kaolin (clay)	

This report relates to the items tested. This report is not to be used by the customer to claim product certification, approval or endorsement by NVLAP, NIST, AIHA LAP, LLC, or any other agency of the federal government. This report may not be reproduced except in full without written permission from CA Labs. These results are submitted pursuant to CA Labs' current terms and sale, condition of sale, including the company's standard warranty and limitations of liability provisions and no responsibility or liability is assumed for the manner in which the results are used or interpreted. Unless notified in writing to return the samples covered by this report, CA Labs will store the samples for a period of ninety (90) days before discarding. A shipping or handling fee may be assessed for the return of any samples.



Polarized Light Asbestiform Materials Characterization

Customer Info: Attn: David Charlesworth DC Environmental PO Box 9315 Albuquerque, NM 87119	Customer Project: DCE 16-169, Rail Yard parcel 1 South Wash Room	CA Labs Project #: CAL16117599JE
Phone # 505-869-8000 Fax # 505-869-9453	Turnaround Time: 5 Days	Date: 11/16/2016 Samples Received: 11/10/16 10:30am Date Of Sampling: 10/25/2016 Purchase Order #:

Sample #	Com ment	Layer #	Analysts Subsample	Physical Description of	Homo-geneous (Y/N)	Asbestos type / calibrated visual estimate percent	Non-asbestos fiber type / percent	Non-fibrous type / percent
16-169-100		100-1		Silver Roofing Material/ black tar and black felt	n	None Detected	30% ce	70% qu,bi
16-169-101		101-1		Silver Roofing Material/ black weathered tar	y	7% Chrysotile		93% qu,bi
16-169-102		102-1		Red Roofing Material/ black roofing shingle with red gravel	y	None Detected	30% ce	70% qu,bi
16-169-103		103-1		Red Roofing Material/ black roofing shingle with red gravel	y	None Detected	28% ce	72% qu,bi
16-169-104		104-1		Roofing Felt Paper/ black tar and black felt	n	None Detected	36% ce	64% qu,bi
16-169-105		105-1		Roofing Felt Paper/ black tar and black felt	n	None Detected	37% ce	63% qu,bi
16-169-106		106-1		Penetration Sealant/ black weathered tar	y	7% Chrysotile		93% qu,bi

Dallas NVLAP Lab Code 200349-0 TEM/PLM TCEQ# T104704513-15-3 TDH 30-0235

AIHA LAP, LLC Laboratory #102929

Analysis Method: Interim (40CFR Part 763 Appendix E to Subpart E) / Improved (EPA-600 / R-93/116). All samples received in good condition unless noted.

Preparation Method: HCL acid washing for carbonate based samples, chemical reduction for organically bound components, oil immersion for identification of asbestos types by dispersion attaining / becke line method.

ca - carbonate	mi - mica	fg - fiberglass	ce - cellulose
gypsum - gypsum	ve - vermiculite	mw - mineral wool	br - brucite
bi - binder	ot - other	wo - wollastinite	ka - kaolin (clay)
or - organic	pe - perlite	ta - talc	pa - palygorskite (clay)
ma - matrix	qu - quartz	sy - synthetic	

Approved Signatories:

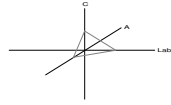
Tanner Rasmussen
Analyst

QAC
Leslie Crisp, P.G.

Technical Manager
Chad Lytle

1. Fire Damage significant fiber damage - reported percentages reflect unaltered fibers
2. Fire Damage no significant fiber damages effecting fibrous percentages
3. Actinolite in association with Vermiculite
4. Layer not analyzed - attached to previous positive layer and contamination is suspected
5. Not enough sample to analyze

6. Anthophyllite in association with Fibrous Talc
7. Contamination suspected from other building materials
8. Favorable scenario for water separation on vermiculite for possible analysis by another method
9. < 1% Result point counted positive
10. TEM analysis suggested

CA LabsDedicated to
Quality**Crisp Analytical, L.L.C.**1929 Old Denton Road
Carrollton, TX 75006
Phone 972-242-2754
Fax 972-242-2798**CA Labs, L.L.C.**12232 Industrilex, Suite 32
Baton Rouge, LA 70809
Phone 225-751-5632
Fax 225-751-5634**Polarized Light Asbestiform Materials Characterization****Customer Info:** Attn: David Charlesworth**DC Environmental**PO Box 9315
Albuquerque, NM 87119

Phone # 505-869-8000

Fax # 505-869-9453

Customer Project:DCE 16-169, Rail Yard parcel
1 South Wash Room**Turnaround Time:**

5 Days

CA Labs Project #:

CAL16117599JE

Date:

11/16/2016

Samples Received: 11/10/16 10:30am**Date Of Sampling:** 10/25/2016**Purchase Order #:**

Sample #	Com ment	Layer #	Analysts Subsample	Physical Description of	Homo- geneo us (Y/N)	Asbestos type / calibrated visual estimate percent	Non-asbestos fiber type / percent	Non-fibrous type / percent
----------	-------------	------------	-----------------------	-------------------------	-------------------------------	--	--------------------------------------	-------------------------------

Penetration Sealant/ black

16-169-107 107-1 weathered tar y 6% Chrysotile 94% qu,bi

Drip Edge Sealant/ black

16-169-108 108-1 weathered tar y 7% Chrysotile 93% qu,bi

Exterior Window Putty/ off-

16-169-109 109-1 white caulking y 2% Chrysotile 98% qu,bi,ca

Exterior Window Putty/ off-

16-169-110 110-1 white caulking y 2% Chrysotile 98% qu,bi,ca

Exterior Window Putty/ off-

16-169-111 111-1 white caulking y 3% Chrysotile 97% qu,bi,ca

Dallas NVLAP Lab Code 200349-0 TEM/PLM TCEQ# T104704513-15-3 TDH 30-0235

AIHA LAP, LLC Laboratory #102929

Analysis Method: Interim (40CFR Part 763 Appendix E to Subpart E) / Improved (EPA-600 / R-93/116). All samples received in good condition unless noted.

Preparation Method: HCL acid washing for carbonate based samples, chemical reduction for organically bound components, oil immersion for identification of asbestos types by dispersion attaining / becke line method.

ca - carbonate	mi - mica	fg - fiberglass	ce - cellulose
gypsum - gypsum	ve - vermiculite	mw - mineral wool	br - brucite
bi - binder	ot - other	wo - wollastinite	ka - kaolin (clay)
or - organic	pe - perlite	ta - talc	pa - palygorskite (clay)
ma - matrix	qu - quartz	sy - synthetic	


Approved Signatories:

Tanner Rasmussen
AnalystQAC
Leslie Crisp, P.G.Technical Manager
Chad Lytle

1. Fire Damage significant fiber damage - reported percentages reflect unaltered fibers
2. Fire Damage no significant fiber damages effecting fibrous percentages
3. Actinolite in association with Vermiculite
4. Layer not analyzed - attached to previous positive layer and contamination is suspected
5. Not enough sample to analyze

6. Anthophyllite in association with Fibrous Talc
7. Contamination suspected from other building materials
8. Favorable scenario for water separation on vermiculite for possible analysis by another method
9. < 1% Result point counted positive
10. TEM analysis suggested


CAC 16117599

 <p>DC Environmental Consulting and Training Services "Promoting Safety in the Workplace"</p> <p>DC Environmental PO Box 9315 Albuquerque, NM 87119</p>		PO / Job#: DCE 16-169	Date: 10/25/2016
		Turn Around Time: Same Day / 1Day / 2Day / 3Day / 4Day / <u>5Day</u>	
Contact: J. David Charlesworth		<input type="checkbox"/> PCM: <input type="checkbox"/> NIOSH 7400A / <input type="checkbox"/> NIOSH 7400B <input type="checkbox"/> Rotometer	
Phone: 505.869.8000 Fax: 505.869.9453		<input type="checkbox"/> PLM: <input type="checkbox"/> Standard / <input type="checkbox"/> Point Count 400 - 1000 / <input type="checkbox"/> CARB 435	
E-mail: JDCharlesworthcih@gmail.com		<input type="checkbox"/> TEM Air: <input type="checkbox"/> AHERA / <input type="checkbox"/> Yamate2 / <input type="checkbox"/> NIOSH 7402 <input type="checkbox"/> TEM Bulk: <input type="checkbox"/> Quantitative / <input type="checkbox"/> Qualitative / <input type="checkbox"/> Chatfield <input type="checkbox"/> TEM Water: <input type="checkbox"/> Potable / <input type="checkbox"/> Non-Potable / <input type="checkbox"/> Weight % <input type="checkbox"/> TEM Microvac: <input type="checkbox"/> Qual(+/-) / <input type="checkbox"/> D5755(str/area) / <input type="checkbox"/> D5756(str/mass)	
Site: City of Albuquerque (Intera)		<input type="checkbox"/> IAQ Particle Identification (PLM LAB) <input type="checkbox"/> PLM Opaques/Soot <input type="checkbox"/> Particle Identification (TEM LAB) <input type="checkbox"/> Special Project	
Site Location: Rail Yard Parcel 1 South Wash Room		<input type="checkbox"/> Metals Analysis: Method: _____ Matrix: _____ Analytes: _____	
Comments: _____			

Sample ID	Date	Sample Location / Description / Task	FOR AIR SAMPLES ONLY				Sample Area / Air Volume
			Type	Time On/Off	Avg. LPM	Total Time	
16-169-100	10/25	Silver Roofing material South wash room	A P C				
16-169-101	10/25	Silver Roofing material South wash room	A P C				
16-169-102	10/25	Red Roofing material South wash room	A P C				
16-169-103	10/25	Red Roofing material South wash room	A P C				
16-169-104	10/25	Roofing Felt paper South wash room	A P C				
16-169-105	10/25	Roofing Felt paper South wash room	A P C				
16-169-106	10/25	Penetration Sealant South wash room	A P C				
16-169-107	10/25	Penetration Sealant South wash room	A P C				
16-169-108	10/25	Drip Edge sealant South wash room	A P C				
16-169-109	10/25	Exterior Window putty South wash room	A P C				

Sampled By: Steven Gutierrez		
Shipped Via: <input type="checkbox"/> Fed Ex <input type="checkbox"/> DHL <input type="checkbox"/> UPS <input type="checkbox"/> US Mail <input type="checkbox"/> Courier <input type="checkbox"/> Drop Off <input type="checkbox"/> Other:		
Relinquished By: Steven Gutierrez Date / Time: 11/09/2016 5:00PM	Relinquished By: Date / Time:	Relinquished By: Date / Time:
Received By: <i>[Signature]</i> Date / Time: 11-10-16 10:30am	Received By: Date / Time:	Received By: Date / Time:
Condition Acceptable? <input type="checkbox"/> Yes <input type="checkbox"/> No	Condition Acceptable? <input type="checkbox"/> Yes <input type="checkbox"/> No	Condition Acceptable? <input type="checkbox"/> Yes <input type="checkbox"/> No

CAL 16117599

 <p>DC Environmental Consulting and Training Services "Promoting Safety in the Workplace" DC Environmental PO Box 9315 Albuquerque, NM 87119</p>	PO / Job#: DCE16-669		Date : 10/25/2016
	Site: City of Albuquerque (Intera)		
	Site Location: Rail Yard Parcel 1 South Wash Room		
	Comments:		
Contact: J. David Charlesworth			
Phone: 505.869.8000		Fax: 505.869.9453	
E-mail: JDCharlesworthcih@gmail.com			

Continuation Sheet for Sample Chain of Custody

Sample ID	Date	Sample Location / Description / Task	FOR AIR SAMPLES ONLY				Sample Area / Air Volume
			Type	Time On/Off	Avg. LPM	Total Time	
16-169-110	10/25	Exterior Window putty South wash room	A P C				
16-169-111	10/25	Exterior Window putty South wash room	A P C				
			A P C				
			A P C				
			A P C				
			A P C				
			A P C				
			A P C				
			A P C				
			A P C				
			A P C				
			A P C				
			A P C				
			A P C				
			A P C				
			A P C				
			A P C				
			A P C				
			A P C				

Sampled By: Steven Gutierrez

[Signature] 11-10-16 10:30 AM

Appendix B
XRF Lead Measurements

Project #: 16-169 Project Name: South Wash Room Date: 10-26-2016
 Address: City of Albuquerque Railyard
 Technician: J. Biedenbach and S. Gutierrez

		Time: <u>12:46 pm</u>	Unit # 1900			Results	Average
1		Cal.				1.0	
2		Cal.				1.0	
3		Cal.				1.0	1.0
4		Cal.				-0.1	
5		Cal				-0.1	
6		Cal.				-0.1	-0.1
XRF Test Number	Location / Room	Component - Designation	Component Number	Color	Substrate	Result / Reading mg/cm2	
7	Exterior	A Wall		Red	Brick	-0.1	
8	Exterior	Door		Red	Metal	-0.1	
9	Exterior	A Wall		Off-White	Brick	0.0	
10	Exterior	Window	B-1	Red	Wood	0.1	
11	Exterior	Window Frame	B-1	Red	Wood	3.9	
12	Exterior	Window Frame	B-1	Red	Wood	4.0	
13	Exterior	B Wall		Red	Brick	0.1	
14	Exterior	Door	B-1	White	Wood	0.2	
15	Exterior	Door	B-1	Green	Wood	0.3	
16	Exterior	Door Frame	B-1	Silver	Wood	7.5	
17	Exterior	Drain Pipe	B-2	Silver/Red	Metal	0.1	
18	Exterior	Fascia B Wall		Red	Wood	0.3	
19	Exterior	Rafter B Wall		Red	Wood	0.4	
20	Exterior	Fascia Trim B Wall		Red	Wood	0.2	
21	Exterior	Window Frame	B-14	Red	Wood	5.7	
22	Exterior	Window Sash	B-14	Red	Wood	-0.0	
23	Exterior	B Wall		White	Brick	-0.2	
24	Exterior	C Wall		Red	Brick	-0.2	
25	Exterior	Window Frame	C-2	Red	Wood	0.1	
26	Exterior	Window Frame	C-1	Red	Wood	-0.0	
27	Exterior	Door Frame	D-1	Red	Wood	-0.2	
28	Exterior	D Wall	D-5	Silver/Red	Brick	0.1	
29	Exterior	Window	D-2	White	Wood	0.4	
30	Exterior	Window Crown	D-2	Red	Wood	0.0	
31	Exterior	Door Frame	D-2	Red	Wood	0.1	
32	Exterior	Door	D-2	Black	Wood	0.3	
33	Exterior	Fascia D Wall		Red	Wood	0.0	

34	Exterior	Rafter D Wall		Red	Wood	0.6
35	Exterior	Roof		Red	Wood	-0.1
36	Exterior	Door Frame	D-3	Silver	Metal	-0.1
37	Exterior	Door Frame	D-3	Yellow	Metal	-0.1
38	Exterior	Door	D-3	Silver	Metal	-0.1
39	Exterior	Drain Pipe	D-4	Red	Metal	-0.0
40	Interior Room 1	A Wall		Green	Brick	>9.9
41	Interior Room 1	A Wall		Off-White	Brick	>9.9
42	Interior Room 1	Window Frame	B-1	Gray	Wood	7.4
43	Interior Room 1	B Wall		Red	Brick	2.0
44	Interior Room 1	Floor		Bare	Concrete	0.0
45	Interior Room 1	C Wall		White	Brick	-0.3
46	Interior Room 1	C Wall		Green	Brick	-0.2
47	Interior Room 1	C Wall		Purple	Brick	-0.2
48	Interior Room 1	D Wall		Off-White	Brick	>9.9
49	Interior Room 1	D Wall		Red	Brick	1.0
50	Interior Room 2	A Wall		Green	Brick	0.1
51	Interior Room 2	A Wall		Green	Brick	0.2
52	Interior Room 2	A Wall		Lt. Green	Brick	0.3
53	Interior Room 2	Window Frame	B-1	Green	Wood	0.4
54	Interior Room 2	Ceiling		Green	Wood	>9.9
55	Interior Room 2	Ceiling		White	Wood	>9.9
56	Interior Room 2	C-Wall		Green	Brick	>9.9
57	Interior Room 2	D-Wall		Green	Brick	>9.9
58	Interior Room 2	Door Ramp		Bare	Concrete	-0.1
59	Interior Room 3	A Wall		Dk. Green	Brick	>9.9
60	Interior Room 3	A Wall		Black	Metal	-0.0
61	Interior Room 3	A Wall		Lt. Green	Brick	>9.9
62	Interior Room 3	A Wall		White	Brick	>9.9
63	Interior Room 3	Drain Pipe		Lt. Green	Metal	-0.0
64	Interior Room 3	Drain Pipe Bell Joint		Lt. Green	Metal	>9.9
65	Interior Room 3	Ceiling		Green	Wood	>9.9
66	Interior Room 3	Floor		Green	Concrete	-0.1
67	Interior Room 3	C Wall		White	Brick	0.1
68	Interior Room 3	C Wall		Dk. Green	Brick	0.3
69	Interior Room 3	C Wall		Dk.	Brick	-0.1

				Green		
70	Interior Room 3	Door Frame	D-1	Dk. Green	Wood	0.2
71	Interior Room 4	A Wall		White	Brick	1.0
72	Interior Room 4	Window Frame	B-1	White	Wood	6.4
73	Interior Room 4	B Wall		Yellow	Brick	>9.9
74	Interior Room 4	Toilet Stall	A-3	White	Wood	0.0
75	Interior Room 4	Toilet Stall Ctr. Wall	A-3	White	Wood	3.6
76	Interior Room 4	Toilet Stall Back Wall	A-3	White	Wood	2.1

Page 2 of 3

77	Interior Room 4	Door Frame	B-1	White	Wood	-0.1
78	Interior Room 4	C Wall		White	Brick	-0.2
79	Interior Room 4	Window Sash	C-3	White	Wood	0.1
80	Interior Room 4	D Wall		White	Brick	0.0
81	Interior Room 4	Ceiling		White	Wood	1.4
82	Interior Room 4	Floor		Red	Concrete	0.2
83	Exterior	Parapet Top		Bare	Concrete	0.0
84	Exterior	Roof Vent		Rust	Metal	0.1
	Time : <u> 15:50 pm </u>				Results	Average
85		Cal.			1.0	
86		Cal.			1.3	
87		Cal.			1.0	1.1
88		Cal.			0.2	
89		Cal			0.0	
90		Cal.			0.2	0.1

Page 3 of 3

APPENDIX C
Asbestos and LBP Data

ID	Reading/Sample ID	Lead	Units	LF	Room Number	Building	Room Name	Wall	Structure	Location	IVember	IVoce	Substrate	Color	Location_2	Source
1	7	U1	mg/cm2		1	Hallways/Amtrak Office	Office	A	Window	Hgt	Sill	QVI	Wood	Brown	Interior	Imover, 2011
2	8	U1	mg/cm2		1	Hallways/Amtrak Office	Office	A	Window	Hgt	Sash	QVI	Wood	Brown	Interior	Imover, 2011
3	9	U2	mg/cm2		1	Hallways/Amtrak Office	Office	A	Window	Hgt	Lit casing	QVI	Wood	Brown	Interior	Imover, 2011
4	10	U2	mg/cm2		1	Hallways/Amtrak Office	Office	A	Wall	Lctr		QVI	Plaster	White	Interior	Imover, 2011
5	11	-U2	mg/cm2		1	Hallways/Amtrak Office	Office	B	Wall	Uctr		QVI	Plaster	White	Interior	Imover, 2011
6	12	U	mg/cm2		1	Hallways/Amtrak Office	Office	C	Door	ctr	Uctr	QVI	Steel	Brown	Interior	Imover, 2011
7	13	U	mg/cm2		1	Hallways/Amtrak Office	Office	C	Door	ctr	Lit casing	QVI	Steel	Brown	Interior	Imover, 2011
8	14	U2	mg/cm2		1	Hallways/Amtrak Office	Office	B	Window	ctr	Sill	QVI	Wood	Brown	Interior	Imover, 2011
9	15	U2	mg/cm2		3	Hallways/Amtrak Office	Office	B	Window	ctr	Lit casing	QVI	Wood	Brown	Interior	Imover, 2011
10	16	U2	mg/cm2		3	Hallways/Amtrak Office	Office	B	Window	ctr	Sash	QVI	Wood	Brown	Interior	Imover, 2011
11	17	U	mg/cm2		3	Hallways/Amtrak Office	Office	A	Wall	Lctr		QVI	Plaster	White	Interior	Imover, 2011
12	18	-U2	mg/cm2		3	Hallways/Amtrak Office	Office	A	Wall	LHgt		QVI	Plaster	White	Interior	Imover, 2011
13	19	-U2	mg/cm2		3	Hallways/Amtrak Office	Office	D	Door	Hgt	UHgt	QVI	Steel	Brown	Interior	Imover, 2011
14	20	U1	mg/cm2		3	Hallways/Amtrak Office	Office	D	Door	Hgt	Lit casing	QVI	Steel	Brown	Interior	Imover, 2011
15	21	U/	mg/cm2		4	Hallways/Amtrak Office	BreakRm	B	Chair rail	ctr		QVI	Wood	Brown	Interior	Imover, 2011
16	22	U2	mg/cm2		4	Hallways/Amtrak Office	BreakRm	B	Window	ctr	Lit casing	QVI	Wood	Brown	Interior	Imover, 2011
17	23	>99	mg/cm2	Yes	4	Hallways/Amtrak Office	BreakRm	B	Wall	Lctr		QVI	Plaster	White	Interior	Imover, 2011
18	24	U2	mg/cm2		4	Hallways/Amtrak Office	BreakRm	C	Baseboard	ctr		QVI	Plaster	White	Interior	Imover, 2011
19	25	>99	mg/cm2	Yes	4	Hallways/Amtrak Office	BreakRm	B	Wall	ULit		QVI	Plaster	White	Interior	Imover, 2011
20	26	>99	mg/cm2	Yes	4	Hallways/Amtrak Office	BreakRm	B	Wall	LHgt		QVI	Plaster	White	Interior	Imover, 2011
21	27	U3	mg/cm2		4	Hallways/Amtrak Office	BreakRm	C	Wall	Lctr		QVI	Drywall	White	Interior	Imover, 2011
22	28	U2	mg/cm2		3	Hallways/Amtrak Office	Office	B	Wall	Lctr		QVI	Plaster	White	Interior	Imover, 2011
23	29	>99	mg/cm2	Yes	10	Hallways/Amtrak Office	Lobby	A	Wall	Lctr		QVI	Plaster	White	Interior	Imover, 2011
24	30	U3	mg/cm2		10	Hallways/Amtrak Office	Lobby	D	Wall	Lctr		QVI	Plaster	White	Interior	Imover, 2011
25	31	U3	mg/cm2		10	Hallways/Amtrak Office	Lobby	A	Window	ctr	Sash	QVI	Wood	Brown	Interior	Imover, 2011
26	32	>99	mg/cm2	Yes	10	Hallways/Amtrak Office	Lobby	A	Column	ctr		QVI	Plaster	White	Interior	Imover, 2011
27	33	>99	mg/cm2	Yes	10	Hallways/Amtrak Office	Lobby	A	Column	ctr		QVI	Plaster	White	Interior	Imover, 2011
28	34	1.1	mg/cm2	Yes	12	Hallways/Amtrak Office	Hallway	B	Wall	Lctr		QVI	Plaster	White	Interior	Imover, 2011
29	35	>99	mg/cm2	Yes	12	Hallways/Amtrak Office	Hallway	D	Wall	Lctr		QVI	Plaster	White	Interior	Imover, 2011
30	36	U1	mg/cm2		9	Hallways/Amtrak Office	WmsRm	D	Wall	Lctr		QVI	Plaster	White	Interior	Imover, 2011
31	37	U1	mg/cm2		9	Hallways/Amtrak Office	WmsRm	A	Wall	Lctr		QVI	Plaster	White	Interior	Imover, 2011
32	38	U3	mg/cm2		9	Hallways/Amtrak Office	WmsRm	B	Door	ctr	Lit casing	QVI	Wood	Brown	Interior	Imover, 2011
33	39	U2	mg/cm2		9	Hallways/Amtrak Office	WmsRm	B	Floor			QVI	Cement	Brown	Interior	Imover, 2011
34	40	-U1	mg/cm2		11	Hallways/Amtrak Office	Number Only	C	Stairs	ctr	Ireads	QVI	Steel	Black	Interior	Imover, 2011
35	41	U1	mg/cm2		11	Hallways/Amtrak Office	Number Only	C	Stairs	ctr	Halling cap	QVI	Steel	Black	Interior	Imover, 2011
36	42	-U1	mg/cm2		15	Hallways/Amtrak Office	Upstairs	C	Wall	Lctr		QVI	Plaster	White	Interior	Imover, 2011
37	43	U2	mg/cm2		15	Hallways/Amtrak Office	Upstairs	B	Wall	Lctr		QVI	Plaster	White	Interior	Imover, 2011
38	44	>99	mg/cm2	Yes	15	Hallways/Amtrak Office	Upstairs	A	Wall	Lctr		QVI	Plaster	White	Interior	Imover, 2011
39	45	66	mg/cm2	Yes	15	Hallways/Amtrak Office	Upstairs	A	Door	ctr	Uctr	QVI	Wood	White	Interior	Imover, 2011
40	46	U3	mg/cm2		15	Hallways/Amtrak Office	Upstairs	B	Wall	Lctr		QVI	Plaster	White	Interior	Imover, 2011
41	47	U3	mg/cm2		15	Hallways/Amtrak Office	Upstairs	A	Wall	Lctr		QVI	Plaster	White	Interior	Imover, 2011
42	54	U2	mg/cm2		16	Hallways/Amtrak Office	IVuseum	A	Floor			QVI	Cement	Gray	Interior	Imover, 2011
43	55	2.3	mg/cm2	Yes	16	Hallways/Amtrak Office	IVuseum	A	Floor			QVI	Cement	White	Interior	Imover, 2011
44	56	U3	mg/cm2		16	Hallways/Amtrak Office	IVuseum	A	Floor			QVI	Cement	White	Interior	Imover, 2011
45	57	U1	mg/cm2		16	Hallways/Amtrak	IVuseum	D	Wall	Lctr		QVI	Cement	Gray	Interior	Imover,

						Office											2011
46	58	0.2	mg/cm ²		1b	Railyard's Amtrak Office	MUSEUM	B	Wall		LCtr		QVI	Cement	Gray	Interior	Innovar, 2011

ID	Lead No/Sample ID	Lead	Units	LP	Room Number	Building	Room Name	Wall	Structure	Location	Member	Code	Substrate	Color	Location_2	Source
47	59	0.1	mg/cm ²		1b	Railyard's Amtrak Office	MUSEUM	A	Wall	LCtr		QVI	Cement	Gray	Interior	Innovar, 2011
48	60	6.3	mg/cm ²	Yes	1b	Railyard's Amtrak Office	MUSEUM	A	Floor			QVI	Cement	Yellow	Interior	Innovar, 2011
49	61	0.1	mg/cm ²		1b	Railyard's Amtrak Office	MUSEUM	A	Door	Cr	UCtr	QVI	Steel	Green	Interior	Innovar, 2011
50	62	0.1	mg/cm ²		1b	Railyard's Amtrak Office	MUSEUM	A	Door	Cr	UCtr	QVI	Steel	Black	Interior	Innovar, 2011
51	63	0.5	mg/cm ²		1b	Railyard's Amtrak Office	MUSEUM	A	Door	Cr	Lit casing	QVI	Steel	Black	Interior	Innovar, 2011
52	64	0.7	mg/cm ²		1b	Railyard's Amtrak Office	MUSEUM	A	Floor			QVI	Cement	Red	Interior	Innovar, 2011
53	65	1.8	mg/cm ²	Yes	1	Railyard's Amtrak Office	Facility	B	Railing	Cr	Railing	QVI	Steel	Yellow	Exterior	Innovar, 2011
54	66	0.2	mg/cm ²		1	Railyard's Amtrak Office	Facility	B	Door	Cr	UCtr	QVI	Steel	Red	Exterior	Innovar, 2011
55	67	0.1	mg/cm ²		1	Railyard's Amtrak Office	Facility	D	Window	Cr	Sill	QVI	Wood	Black	Exterior	Innovar, 2011
56	68	0.2	mg/cm ²		1	Railyard's Amtrak Office	Facility	D	Window	Cr	Sash	QVI	Wood	Black	Exterior	Innovar, 2011
57	69	0	mg/cm ²		1	Railyard's Amtrak Office	Facility	C	Window	Hgt	Sill	QVI	Wood	Black	Exterior	Innovar, 2011
58	7	5	mg/cm ²	Yes	1	Ivan Machine Shop	Number Only	B	Column	Cr		QVI	Steel	Silver	Interior	Innovar, 2011
59	8	1.1	mg/cm ²	Yes	1	Ivan Machine Shop	Number Only	C	Door	Cr	UCtr	QVI	Steel	Silver	Interior	Innovar, 2011
60	9	2.2	mg/cm ²	Yes	1	Ivan Machine Shop	Number Only	C	Column	Cr		QVI	Steel	Silver	Interior	Innovar, 2011
61	10	0.1	mg/cm ²		1	Ivan Machine Shop	Number Only	A	Floor			QVI	Ceramic	Red	Interior	Innovar, 2011
62	11	1.8	mg/cm ²	Yes	1	Ivan Machine Shop	Number Only	B	Int Column	Cr		QVI	Steel	Silver	Interior	Innovar, 2011
63	12	0.7	mg/cm ²		1	Ivan Machine Shop	Number Only	B	Stairs	Cr	lreads	QVI	Steel	Green	Interior	Innovar, 2011
64	13	1.9	mg/cm ²	Yes	1	Ivan Machine Shop	Number Only	D	Column	Cr		QVI	Steel	Silver	Interior	Innovar, 2011
65	14	5.4	mg/cm ²	Yes	1	Ivan Machine Shop	Number Only	D	Ceiling Beam	Beam	Cr	QVI	Steel	Silver	Interior	Innovar, 2011
66	15	4.2	mg/cm ²	Yes	1	Ivan Machine Shop	Number Only	B	Column	Cr		QVI	Steel	Black	Exterior	Innovar, 2011
67	16	2.7	mg/cm ²	Yes	1	Ivan Machine Shop	Number Only	B	Stairs	Cr	lreads	QVI	Wood	White	Interior	Innovar, 2011
68	1	3.4	mg/cm ²	Yes		Boiler Shop	Number Only	B	Int Column	Cr		QVI	Steel	Silver	Interior	Innovar, 2011
69	2	0.1	mg/cm			Boiler	Number	A	Floor			QVI	Cement	Red	Interior	Innovar,

9			2			Shop	Only									2011
/0	3	32	mg/cm 2	Yes		Boiler Shop	Number Only	C	Unit Column	Utr		QVI	Steel	Silver	Interior	Innovar, 2011
/1	4	25	mg/cm 2	Yes		Boiler Shop	Number Only	A	Column	Lit		QVI	Steel	Silver	Interior	Innovar, 2011
/2	5	03	mg/cm 2			Boiler Shop	Number Only	C	Door	Lit	Utr	QVI	Steel	Silver	Interior	Innovar, 2011
/3	1	11	mg/cm 2	Yes		Blackmit hShop	Number Only	B	Column	Utr		QVI	Steel	Silver	Interior	Innovar, 2011
/4	2	31	mg/cm 2	Yes		Blackmit hShop	Number Only	C	Column	Utr		QVI	Steel	Silver	Interior	Innovar, 2011
/5	3	21	mg/cm 2	Yes		Blackmit hShop	Number Only	D	Wall	Ltr		QVI	Brck	Silver	Interior	Innovar, 2011
/6	4	02	mg/cm 2			Blackmit hShop	Number Only	D	Door	Utr	Utr	QVI	Steel	Silver	Interior	Innovar, 2011
/7	5	01	mg/cm 2			Blackmit hShop	Number Only	D	Window	Utr	Part. Bead	QVI	Steel	Silver	Interior	Innovar, 2011
/8	7	27	mg/cm 2	Yes		Big Northof Firehouse	Number Only	A	Big Northof Firehous e	Ltr		QVI	Cement	Silver	Interior	Innovar, 2011
/9	8	23	mg/cm 2	Yes		Big Northof Firehouse	Number Only	A	Window	Utr	Lit casing	QVI	Steel	Silver	Interior	Innovar, 2011
80	9	56	mg/cm 2	Yes		Big Northof Firehouse	Number Only	A	Door	Utr	Utr	QVI	Steel	Silver	Interior	Innovar, 2011
81	10	11	mg/cm 2	Yes		Big Northof Firehouse	Number Only	A	Window	Utr	Hgt casin	QVI	Steel	Silver	Interior	Innovar, 2011
82	11	24	mg/cm 2	Yes		Big Northof Firehouse	Number Only	C	Frame	Utr		QVI	Steel	Silver	Interior	Innovar, 2011
83	12	11	mg/cm 2	Yes		Big Northof Firehouse	Number Only	C	Wall	Ltr		QVI	Cement	Silver	Interior	Innovar, 2011
84	13	02	mg/cm 2			Big Northof Firehouse	Number Only	D	Wall	Ltr		QVI	Cement	Silver	Interior	Innovar, 2011
85	1	11	mg/cm 2	Yes		Big Southof Firehouse	Number Only	A	Wall	Ltr		QVI	Cement	White	Interior	Innovar, 2011
86	2	01	mg/cm 2			Big Southof Firehouse	Number Only	B	Wall	Ltr		QVI	Cement	White	Interior	Innovar, 2011
87	3	0	mg/cm 2			Big Southof Firehouse	Number Only	A	Door Unit	Utr	Lit casing	QVI	Cement	White	Interior	Innovar, 2011
88	4	11	mg/cm 2	Yes		Big Southof Firehouse	Number Only	A	Column	Utr		QVI	Cement	Green	Interior	Innovar, 2011
89	5	12	mg/cm 2	Yes		Big Southof Firehouse	Number Only	B	Wall	Ltr		QVI	Cement	Green	Interior	Innovar, 2011
90	6	05	mg/cm 2			Big Southof Firehouse	Number Only	C	Door	Utr	Utr	QVI	Cement	Green	Interior	Innovar, 2011
91	13029029- 020513- 01L	150	ppm			Blackmit hShop			Interior Walls	NW Corner			Paint	Silver		Rhoades , 2013
92	13029029- 020513- 02L	410	ppm			Blackmit hShop			Interior Walls	NE Corner			Paint	Silver		Rhoades , 2013

ID	Recd No/Sample ID	Lead	Units	LF	Room Number	Building	Room Name	Wall	Structure	Location	IVember	IVode	Substrate	Color	Location_2	Source
93	13029029- 020513- 03L	100	ppm			Blacksmith Shop			Interior Walls	SW Corner			Paint	Silver		Rhoades, 2013
94	13029029- 020513-	150	ppm			Blacksmith Shop			Interior Walls	SE Corner			Paint	Silver		Rhoades, 2013

	U4L														
95	13029029-020513-05L	250	ppm			Blacksmith Shop		Overhead Piping				Paint	Red		Rhoades, 2013
96	13029029-020513-06L	2640	ppm			Blacksmith Shop		Exterior Brick Walls		Iron		Paint	Rust		Rhoades, 2013
97	13029029-020513-07L	4040	ppm			Blacksmith Shop		Interior Walls Office Shack				Paint	Cream		Rhoades, 2013
98	13029029-020513-08L	250	ppm			Blacksmith Shop		Building	NW Corner			Surface Dust			Rhoades, 2013
99	13029029-020513-09L	400	ppm			Blacksmith Shop		Building	NE Corner			Surface Dust			Rhoades, 2013
100	13029029-020513-10L	100	ppm			Blacksmith Shop		Building	Center			Surface Dust			Rhoades, 2013
101	13029029-020513-11L	700	ppm			Blacksmith Shop		Building	SW Corner			Surface Dust			Rhoades, 2013
102	13029029-020513-12L	900	ppm			Blacksmith Shop		Building	SE Corner			Surface Dust			Rhoades, 2013

ID	Sample Number	Date	Description	Location	Percent Asbestos	Asbestos Type	Classification	Source
1	577007-NB.NS.1	Sep-05	Silver glaze coating window pane	Boiler Shop, South Side	0%			Terracon, 2005
2	577007-NB.NS.2	Sep-05	Silver glaze coating window pane	Boiler Shop, South Side	0%			Terracon, 2005
3	577007-NB.NS.3	Sep-05	Silver glaze coating window pane	Boiler Shop, South Side	0%			Terracon, 2005
4	577007-NB.SS.4	Sep-05	Green painted window pane	Boiler Shop, South Side	0%			Terracon, 2005
5	577007-NB.SS.5	Sep-05	Green painted window pane	Boiler Shop, South Side	0%			Terracon, 2005
6	577007-NB.SS.6	Sep-05	Green painted window pane	Boiler Shop, North Side	0%			Terracon, 2005
7	577007-NB.NS.7	Sep-05	Silver glaze coating window pane	Boiler Shop, North Side	0%			Terracon, 2005
8	577007-NB.NS.8	Sep-05	Silver glaze coating window pane	Boiler Shop, North Side	0%			Terracon, 2005
9	577007-NB.NS.9	Sep-05	Silver glaze/black spray-on with pane	Boiler Shop, North Side	0%			Terracon, 2005
10	577007-NB.NS.10	Sep-05	Silver glaze/black spray-on with pane	Boiler Shop, North Side	0%			Terracon, 2005
11	577007-NB.NS.11	Sep-05	Silver glaze/black spray-on with pane	Boiler Shop, North Side	0%			Terracon, 2005
12	577007-SB.SS.F1.1	Sep-05	Silver glaze coating window pane	Main Machine Shop, South Side, First Floor	0%			Terracon, 2005
13	577007-SB.SS.F1.2	Sep-05	Glaze coating on window pane (silver/black)	Main Machine Shop, South Side, First Floor	0%			Terracon, 2005
14	577007-SB.SS.F1.3	Sep-05	Glaze coating on window pane (silver)	Main Machine Shop, South Side, First Floor	0%			Terracon, 2005
15	577007-SB.SS.F1.4	Sep-05	Glaze coating on window pane (silver)	Main Machine Shop, South Side, First Floor	0%			Terracon, 2005
16	577007-SB.SS.F1.5	Sep-05	Glaze coating on window pane (silver)	Main Machine Shop, South Side, First Floor	0%			Terracon, 2005
17	577007-SB.SS.F1.6	Sep-05	Glaze coating on window pane (silver)	Main Machine Shop, South Side, First Floor	0%			Terracon, 2005
18	577007-SB.SS.F1.7	Sep-05	Glaze coating on window pane (silver/green)	Main Machine Shop, South Side, First Floor	0%			Terracon, 2005
19	577007-SB.SS.F2.1	Sep-05	Glaze coating on window pane (beige/green)	Main Machine Shop, South Side, Second Floor	0%			Terracon, 2005
20	577007-SB.SS.F2.2	Sep-05	Glaze coating on window pane (tan/brown)	Main Machine Shop, South Side, Second Floor	0%			Terracon, 2005
21	577007-SB.SS.F2.3	Sep-05	Glaze coating on window pane (off-white)	Main Machine Shop, South Side, Second Floor	0%			Terracon, 2005
22	577007-SB.SS.F2.4	Sep-05	Glaze coating on window pane (grey/green)	Main Machine Shop, South Side, Second Floor	0%			Terracon, 2005
23	577007-SB.SS.F2.5	Sep-05	Glaze coating on window pane (off-white)	Main Machine Shop, South Side, Second Floor	0%			Terracon, 2005
24	577007-SB.SS.F2.6	Sep-05	Plaster over cc wall (grey with paint)	Main Machine Shop, South Side, Second Floor	0%			Terracon, 2005
25	577007-SB.SS.F2.7	Sep-05	Plaster over cc wall (grey with paint)	Main Machine Shop, South Side, Second Floor	0%			Terracon, 2005
26	577007-NB.SS.1	Sep-05	Window glazing (tan)	Boiler Shops, South Side	Trace <1%			Terracon, 2005
27	577007-NB.SS.2	Sep-05	Window glazing (tan)	Boiler Shops, South Side	2%	Chrysotile	Non-Friable	Terracon, 2005
28	577007-NB.SS.3	Sep-05	Window glazing (tan)	Boiler Shops, South Side	2%	Chrysotile	Non-Friable	Terracon, 2005
29	577007-NB.SS.01	Sep-05	Window glazing (beige)	Boiler Shops, South Side	Trace <1%	Chrysotile		Terracon, 2005
30	577007-NB.SS.02	Sep-05	Window glazing (beige)	Boiler Shops, South Side	Trace <1%	Chrysotile		Terracon, 2005
31	577007-NB.SS.03	Sep-05	Window glazing (beige)	Boiler Shops, South Side	Trace <1%	Chrysotile		Terracon, 2005
32	577007-NB.ES.01	Sep-05	Window glazing (beige)	Boiler Shops, East Side	Trace <1%	Chrysotile		Terracon, 2005
33	577007-NB.ES.02	Sep-05	Window glazing (beige)	Boiler Shops, East Side	Trace <1%	Chrysotile		Terracon, 2005

34	577007 -N.O.01	Sep-05	Outside shingle (red with granules)	Outside the Boiler Shop	0%			Terracon, 2005
35	577007-N.O.02	Sep-05	Outside shingle (red with granules)	Outside the Boiler Shop	0%			Terracon, 2005
36	577007-N.O.03	Sep-05	Outside shingle (red with granules)	Outside the Boiler Shop	0%			Terracon, 2005
37	577007-N.O.G.01	Sep-05	White insulation	100 ft North of CWE Storage Shed	NA			Terracon, 2005
38	577007-N.O.G.02	Sep-05	White insulation	100 ft North of CWE Storage Shed	NA			Terracon, 2005
39	577007-N.O.G.03	Sep-05	White insulation	100 ft North of CWE Storage Shed	NA			Terracon, 2005
40	577007 -NTE. WS-1	Sep-05	Transite pipe (grey)	Former Transformer Area, West Side	25%	Chrysotile	Friable	Terracon, 2005
41	577007 -NTE. WS-1	Sep-05	Transite pipe (grey)	Former Transformer Area, West Side	5%	Crocidolite		Terracon, 2005
42	577007 -NTE.ES-3	Sep-05	Transite pipe (grey)	Former Transformer Area	25%	Chrysotile	Friable	Terracon, 2005
43	577007 -NTE.ES-3	Sep-05	Transite pipe (grey)	Former Transformer Area	5%	Crocidolite		Terracon, 2005
44	577007-NTE.ES-1 (577007-NTE.NS-1??)	Sep-05	Transite pipe (grey)	Former Transformer Area	25%	Chrysotile	Friable	Terracon, 2005
45	577007-NTE.ES-1 (577007-NTE.NS-1??)	Sep-05	Transite pipe (grey)	Former Transformer Area	3%	Crocidolite		Terracon, 2005
46	577007-SWB.WW.01	Sep-05	Window putty/glazing (beige)	Babbit Shop, West Wall	Trace <1%	Chrysotile		Terracon, 2005
47	577007-SWB.WW.02	Sep-05	Window putty/glazing (beige)	Babbit Shop, West Wall	Trace <1%	Chrysotile		Terracon, 2005
48	577007-FH.01	Sep-05	Insulation/plaster over brick	Fire House	0%			Terracon, 2005
49	577007-FH.02	Sep-05	Insulation/plaster over brick	Fire House	0%			Terracon, 2005
50	577007-FH.03	Sep-05	Insulation/plaster over brick	Fire House	4%	Chrysotile	Friable	Terracon, 2005
51	577007-FH.04	Sep-05	Insulation/plaster over brick	Fire House	5%	Chrysotile	Friable	Terracon, 2005
52	01-DW1-1	Aug-10	off-white surfaced white compound (drywall)	Amtrack Office	none detected			Innovar, 2011
53	01-DW1-2	Aug-10	white drywall with brown paper (drywall)	Amtrack Office	none detected			Innovar, 2011
54	02-DW1-1	Aug-10	white surfaced white compound (drywall)	Amtrack Office	none detected			Innovar, 2011

ID	Sample Number	Date	Description	Location	Percent Asbestos	Asbestos Type	Classification	Source
55	03-DW1-1	Aug-10	white surfaced white compound (drywall)	Amtrack Office	none detected			Innovar, 2011
56	04-P1-1	Aug-10	white surfaced tan plaster (plaster)	Amtrack Office	none detected			Innovar, 2011
57	05-P1-1	Aug-10	white surfaced tan plaster (plaster)	Amtrack Office	none detected			Innovar, 2011
58	06-P1-1	Aug-10	white surfaced white compound (plaster)	Amtrack Office	none detected			Innovar, 2011
59	06-P1-2	Aug-10	tan plaster (plaster)	Amtrack Office	none detected			Innovar, 2011
60	07-CB1-1	Aug-10	pink cover base (cover base)	Amtrack Office	none detected			Innovar, 2011
61	07-CB1-2	Aug-10	tan mastic (cover base)	Amtrack Office	none detected			Innovar, 2011
62	07-CB1-3	Aug-10	white surfaced white compound (cover base)	Amtrack Office	none detected			Innovar, 2011
63	07-CB1-4	Aug-10	brown mastic (cover base)	Amtrack Office	<1%	Anthophyllite		Innovar, 2011
64	07-CB1-5	Aug-10	tan plaster (cover base)	Amtrack Office	none detected			Innovar, 2011
65	08-CB1-1	Aug-10	pink cover base (cover base)	Amtrack Office	none detected			Innovar, 2011
66	08-CB1-2	Aug-10	tan mastic (cover base)	Amtrack Office	none detected			Innovar, 2011

67	08-CB1-3	Aug-10	brown mastic (cover base)	Amtrack Office	<1%	Anthophyllite		Innovar, 2011
68	08-CB1-4	Aug-10	tan plaster (cover base)	Amtrack Office	none detected			Innovar, 2011
69	09-CB1-1	Aug-10	pink cover base (cover base)	Amtrack Office	none detected			Innovar, 2011
70	09-CB1-2	Aug-10	tan mastic (cover base)	Amtrack Office	none detected			Innovar, 2011
71	09-CB1-3	Aug-10	brown mastic (cover base)	Amtrack Office	<1%	Anthophyllite		Innovar, 2011
72	09-CB1-4	Aug-10	tan plaster (cover base)	Amtrack Office	none detected			Innovar, 2011
73	10-CT1-1	Aug-10	white surfacing (ceiling tile)	Amtrack Office	none detected			Innovar, 2011
74	10-CT1-2	Aug-10	tan ceiling (ceiling tile)	Amtrack Office	none detected			Innovar, 2011
75	10-CT1-3	Aug-10	brown mastic (ceiling tile)	Amtrack Office	none detected			Innovar, 2011
76	11-CT1-1	Aug-10	white surfacing (ceiling tile)	Amtrack Office	none detected			Innovar, 2011
77	11-CT1-2	Aug-10	tan ceiling tile (ceiling tile)	Amtrack Office	none detected			Innovar, 2011
78	11-CT1-3	Aug-10	brown mastic (ceiling tile)	Amtrack Office	none detected			Innovar, 2011
79	12-CT1-1	Aug-10	tan ceiling tile (no surfacing) (ceiling tile)	Amtrack Office	none detected			Innovar, 2011
80	12-CT1-2	Aug-10	brown mastic (ceiling tile)	Amtrack Office	none detected			Innovar, 2011
81	13-WC1-1	Aug-10	black surfacing white caulking (Window Caulk)	Amtrack Office	none detected			Innovar, 2011
82	14-WC1-1	Aug-10	black surfacing white caulking (Window Caulk)	Amtrack Office	none detected			Innovar, 2011
83	15-WC1-1	Aug-10	black surfacing white caulking (Window Caulk)	Museum	none detected			Innovar, 2011
84	16-CT2-1	Aug-10	white surfacing (ceiling tile)	Museum	none detected			Innovar, 2011
85	16-CT2-2	Aug-10	Gray ceiling tile (ceiling tile)	Museum	none detected			Innovar, 2011
86	17-CT2-1	Aug-10	White Surfacing (ceiling tile)	Museum	none detected			Innovar, 2011
87	17-CT2-2	Aug-10	Gray ceiling tile (ceiling tile)	Museum	none detected			Innovar, 2011
88	18-CT2-1	Aug-10	white surfacing (ceiling tile)	Museum	none detected			Innovar, 2011
89	18-CT2-2	Aug-10	Gray ceiling tile (ceiling tile)	Museum	none detected			Innovar, 2011
90	19-W1-1	Aug-10	black woven covering (Wiring)	Museum	none detected			Innovar, 2011
91	20-W1-1	Aug-10	black woven covering (Wiring)	Museum	none detected			Innovar, 2011
92	13029.029-020513-01	Feb-13	12" Spline Ceiling Tile	Office Shack, Blacksmith Shop	none detected		Poor/Friable	Roades, 2013
93	13029.029-020513-02	Feb-13	12" Spline Ceiling Tile	Office Shack, Blacksmith Shop	none detected		Poor/Friable	Roades, 2013
94	13029.029-020513-03	Feb-13	12" Spline Ceiling Tile	Office Shack, Blacksmith Shop	none detected		Poor/Friable	Roades, 2013
95	13029.029-020513-04	Feb-13	Interior Plaster - Surface Coat	Office Shack, Blacksmith Shop	none detected		Poor/Friable	Roades, 2013
96	13029.029-020513-05	Feb-13	Interior Plaster - Surface Coat	Office Shack, Blacksmith Shop	2%	Chrysotile	Poor/Friable	Roades, 2013
97	13029.029-020513-06	Feb-13	Interior Plaster - Surface Coat	Office Shack, Blacksmith Shop	2%	Chrysotile	Poor/Friable	Roades, 2013
98	13029.029-020513-07	Feb-13	Interior Plaster - Surface Coat	Office Shack, Blacksmith Shop	none detected		Poor/Friable	Roades, 2013
99	13029.029-020513-08	Feb-13	Interior Plaster - Surface Coat	Office Shack, Blacksmith Shop	none detected		Poor/Friable	Roades, 2013
100	13029.029-020513-09	Feb-13	Interior Plaster - Surface Coat	Office Shack, Blacksmith Shop	none detected		Poor/Friable	Roades, 2013
101	13029.029-020513-10	Feb-	Window Glazing	Reinforced Glass, Blacksmith Shop	none		Poor/Friable	Roades,

		13			detected			2013
102	13029.029-020513-11	Feb-13	Window Glazing	Reinforced Glass, Blacksmith Shop	none detected		Poor/Friable	Roades, 2013
103	13029.029-020513-12	Feb-13	Window Glazing	Reinforced Glass, Blacksmith Shop	none detected		Poor/Friable	Roades, 2013
104	13029.029-020513-13	Feb-13	Window Glazing	Clear Glass, Blacksmith Shop	2%	Chrysotile	Poor/Friable	Roades, 2013
105	13029.029-020513-14	Feb-13	Window Glazing	Clear Glass, Blacksmith Shop	none detected		Poor/Friable	Roades, 2013
106	13029.029-020513-15	Feb-13	Window Glazing	Clear Glass, Blacksmith Shop	none detected		Poor/Friable	Roades, 2013
107	13029.029-020513-16	Feb-13	Window Glazing	Wood Panes, Blacksmith Shop	<1%	Chrysotile	Poor/Friable	Roades, 2013
108	13029.029-020513-17	Feb-13	Window Glazing	Wood Panes, Blacksmith Shop	2%	Chrysotile	Poor/Friable	Roades, 2013

ID	Sample Number	Date	Description	Location	Percent Asbestos	Asbestos Type	Classification	Source
109	13029.029-020513-18	Feb-13	Window Glazing	Wood Panes, Blacksmith Shop	none detected		Poor/Friable	Roades, 2013
110	13029.029-020513-19	Feb-13	Gray Parapet Tar	Throughout Roof, Blacksmith Shop	10%	Chrysotile	Poor/Non-Friable	Roades, 2013
111	13029.029-020513-20	Feb-13	Gray Parapet Tar	Throughout Roof, Blacksmith Shop	10%	Chrysotile	Poor/Non-Friable	Roades, 2013
112	13029.029-020513-21	Feb-13	Gray Parapet Tar	Throughout Roof, Blacksmith Shop	10%	Chrysotile	Poor/Non-Friable	Roades, 2013
113	13029.029-020513-22	Feb-13	Black Roofing Tar	Throughout Roof, Blacksmith Shop	none detected		Poor/Non-Friable	Roades, 2013
114	13029.029-020513-23	Feb-13	Black Roofing Tar	Throughout Roof, Blacksmith Shop	none detected		Poor/Non-Friable	Roades, 2013
115	13029.029-020513-24	Feb-13	Black Roofing Tar	Throughout Roof, Blacksmith Shop	none detected		Poor/Non-Friable	Roades, 2013
116	13029.029-020513-25	Feb-13	Black Penetration Tar	Throughout Roof, Blacksmith Shop	none detected		Poor/Non-Friable	Roades, 2013
117	13029.029-020513-26	Feb-13	Black Penetration Tar	Throughout Roof, Blacksmith Shop	none detected		Poor/Non-Friable	Roades, 2013
118	13029.029-020513-27	Feb-13	Black Penetration Tar	Throughout Roof, Blacksmith Shop	none detected		Poor/Non-Friable	Roades, 2013
119	13029.029-020513-28	Feb-13	Gray Roofing Felt	Throughout Roof, Blacksmith Shop	none detected		Poor/Non-Friable	Roades, 2013
120	13029.029-020513-29	Feb-13	Gray Roofing Felt	Throughout Roof, Blacksmith Shop	none detected		Poor/Non-Friable	Roades, 2013
121	13029.029-020513-30	Feb-13	Gray Roofing Felt	Throughout Roof, Blacksmith Shop	none detected		Poor/Non-Friable	Roades, 2013
122	13029.029-020513-31	Feb-13	Black Parapet Tar	Throughout Roof, Blacksmith Shop	8%	Chrysotile	Poor/Non-Friable	Roades, 2013
123	13029.029-020513-32	Feb-13	Black Parapet Tar	Throughout Roof, Blacksmith Shop	none detected		Poor/Non-Friable	Roades, 2013
124	13029.029-020513-33	Feb-13	Black Parapet Tar	Throughout Roof, Blacksmith Shop	none detected		Poor/Non-Friable	Roades, 2013
125	13029.029-020513-34	Feb-13	Black Roofing Felt - Patching	Throughout Roof, Blacksmith Shop	none detected		Poor/Non-Friable	Roades, 2013
126	13029.029-020513-35	Feb-13	Black Roofing Felt - Patching	Throughout Roof, Blacksmith Shop	none detected		Poor/Non-Friable	Roades, 2013
127	13029.029-020513-36	Feb-13	Black Roofing Felt - Patching	Throughout Roof, Blacksmith Shop	none detected		Poor/Non-Friable	Roades, 2013
128	13029.029-020513-34a	Feb-13	Black Roofing Felt - Patching	Throughout Roof, Blacksmith Shop	none detected		Poor/Non-Friable	Roades, 2013
129	13029.029-020513-35a	Feb-13	Black Roofing Felt - Patching	Throughout Roof, Blacksmith Shop	none detected		Poor/Non-Friable	Roades, 2013
130	13029.029-020513-36a	Feb-13	Black Roofing Felt - Patching	Throughout Roof, Blacksmith Shop	none detected		Poor/Non-Friable	Roades, 2013
131	13029.029-020513-37	Feb-13	Window Glazing	Plastic Panes, Blacksmith Shop	2%	Chrysotile	Poor/Friable	Roades, 2013
132	13029.029-020513-38	Feb-13	Window Glazing	Plastic Panes, Blacksmith Shop	3%	Chrysotile	Poor/Friable	Roades, 2013
133	13029.029-020513-39	Feb-13	Window Glazing	Plastic Panes, Blacksmith Shop	3%	Chrysotile	Poor/Friable	Roades, 2013

Appendix D
Photography Log

Photographic Log



Figure 1 Front Exterior of South Wash Room



Figure 2 Exterior of South Wash Room



Figure 3 Window Exterior of South Wash Room



Figure 4 Interior of South Wash Room



Figure 5 Interior of South Wash Room



Figure 6 Interior of South Wash Room

Appendix E
Certificates

|

United States Environmental Protection Agency

This is to certify that



Steven P Gutierrez

has fulfilled the requirements of the Toxic Substances Control Act (TSCA) Section 402, and has received certification to conduct lead-based paint activities pursuant to 40 CFR Part 745.226 as:

Inspector

In the Jurisdiction of:

All EPA Administered Lead-based Paint Activities Program States, Tribes and Territories

This certification is valid from the date of issuance and expires April 20, 2019

LBP-I-1159998-1

Certification #

April 06, 2016

Issued On



A handwritten signature in black ink, appearing to read "Adrienne Priselac".

Adrienne Priselac, Manager, Toxics Office
Land Division

CERTIFICATE OF TRAINING

EPA/AHERA Training Program

This is to certify that



STEVEN GUTIERREZ

NM. DL. 121 014 475

Has completed 4 hours of training and PASSED the test required by Section 206 of TSCA Title II and in accordance with LOUISIANA STATE ASBESTOS REGULATIONS entitled,

ASBESTOS BUILDING INSPECTOR REFRESHER

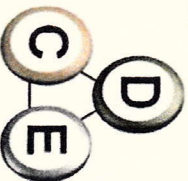
PRESENTED BY

Mendez Environmental™
1005 Veterans Mem Blvd
Suite, 101
Kenner, LA 70062
Tel: (504) 468-8858



IN COLLABORATION WITH

DC Environmental
P.O. Box 9315
Albuquerque, NM 87119
Tel: (505) 869-8000
www.dcenvironmental.net



Director:

Josefina Mendez-Rosa

NM Program Manager:

David Charlesworth

Course Date: 11-08-2016

Certificate Number: AS1116KNMPSG18544

Test Date: 11-08-2016 Grade: PASS

Expiration Date: 11-08-2017

CERTIFICATE OF TRAINING

EPA/AHERA Training Program



This is to certify that

JEFFREY BIEDENBACH

NM. DL. 123 156 960

Has completed 4 hours of training and **PASSED** the test required by **Section 206 of TSCA Title II** and in accordance with **LOUISIANA STATE ASBESTOS REGULATIONS** entitled,

ASBESTOS BUILDING INSPECTOR REFRESHER

PRESENTED BY

Mendez Environmental™
1005 Veterans Mem Blvd
Suite, 101
Kenner, LA 70062
Tel: (504) 468-8858

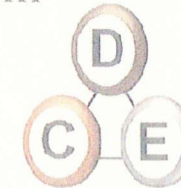


Director:



Rodolfo G. Mendez

IN COLLABORATION WITH

DC Environmental
P.O. Box 9315
Albuquerque, NM 87119
Tel: (505) 869-8000
www.dcenvironmental.net



NM Program Manager:


David Charlesworth

Course Date: 01-05-2016
Certificate Number: AS0116KNMPJB17662

Test Date: 01-05-2016 Grade: PASS
Expiration Date: 01-05-2017

United States Environmental Protection Agency

This is to certify that



Jeffrey M Biedenbach

has fulfilled the requirements of the Toxic Substances Control Act (TSCA) Section 402, and has received certification to conduct lead-based paint activities pursuant to 40 CFR Part 745.226 as:

Inspector

In the Jurisdiction of:

New Mexico

This certification is valid from the date of issuance and expires

February 08, 2019

A handwritten signature in black ink, appearing to read "Adrienne Priselac".

Adrienne Priselac, Manager, Toxics Office

Land Division

NM-1-1154756-1

Certification #

January 25, 2016

Issued On





ASBESTOS AND LEAD BASED PAINT SURVEY
City of Albuquerque
Railyard Power House
Albuquerque, NM



PREPARED FOR:

Intera, Inc.
6000 Uptown Blvd, Suite 220
Albuquerque, New Mexico 87110

PREPARED BY:

DC Environmental
PO Box 9315
Albuquerque, New Mexico 87119

November 29, 2016
Project No. 16-170



November 29, 2016
Project No. 16-170

Mr. Joe Tracy
Intera Inc.
6000 Uptown Boulevard, NE
Suite 200
Albuquerque, NM 87110

Subject: Asbestos and Lead Based Paint inspection of the Power House– City of Albuquerque
Railyard

Dear Mr. Joe Tracy;

In accordance with our proposal, DC Environmental has performed asbestos and lead based paint inspections of the above-referenced facility, located at the City of Albuquerque Railyard, 1100 2nd Street SW, Albuquerque, New Mexico. The attached report presents our methodology, findings, opinions, and recommendations regarding the survey.

Lead-based paint and lead containing materials were identified at the Powerhouse. Asbestos-containing materials were not identified at the Power House

We appreciate the opportunity to be of service to you on this project. Should you have any questions regarding this report, please contact the undersigned at your convenience.

Sincerely,
ACME ENVIRONMENTAL INDUSTRIAL HYGIENE, INC.
dba DC Environmental

J. David Charlesworth
Certified Industrial Hygienist

Karen Dremann
Senior Scientist

Distribution: (2) Addressee

AEIH, INC PO BOX 9315 Albuquerque, NM 87119 tele: 505.869.8000 fax 505.869. 9453

TABLE OF CONTENTS

Page

Contents

1. INTRODUCTION4

2. PURPOSE AND SCOPE OF SERVICES.....4

3. SITE DESCRIPTION.....5

4. ACTIVITIES.....5

4.1. Asbestos-Containing Building Materials.....5

4.2. Lead Based Paint Inspection6

5. ANALYSES AND RESULTS.....6

5.1. Table 1: Asbestos Sample Analysis7

6. FINDINGS AND CONCLUSIONS.....8

6.1 Asbestos Sampling Analysis.....7

6.2 Lead Based Paint Analysis.....7

7. RECOMMENDATIONS8

Table

Table 1. Asbestos Lab Results

Appendices

- Appendix A. Asbestos Laboratory Analysis Results
- Appendix B. XRF Lead Measurements Table
- Appendix C. Asbestos and LBP
- Appendix D. Photograph Log
- Appendix E. Certifications

EXECUTIVE SUMMARY

On October 27 and November 1, 2016, DC Environmental performed an inspection of the Power House building located at the City of Albuquerque Railyard on 2nd Street in Albuquerque, New Mexico. The inspection was conducted in a response to a request to identify materials that may be impacted during future renovation or demolition activities. Previous sampling and analysis of building materials for lead had been conducted at the property by Innovar in 2011 and Rhoades in 2013. Previous sampling for asbestos had been conducted by Terracon in 2005, Innovar in 2011 and Rhoades in 2013 (See Appendix C). The focus of our inspection was to verify and determine the presence, location and quantity of asbestos remaining within the facility, and to establish the basis for the presence of lead containing finishes within the structure. The space is being evaluated for a confidential client and the concern is that existing materials may contain asbestos and lead in the finishes.

The inspection design was to conduct a room-by-room investigation for asbestos-containing building materials. Access the functional spaces, where appropriate; evaluate the exterior surfaces; and sample materials suspect for asbestos within the Powerhouse.

Asbestos-containing building materials are those containing greater than one percent asbestos as determined by polarized light microscopy. No asbestos was detected in any of the building materials sampled.

Lead-based paint is defined as coatings containing surface area lead of 1.0 milligrams per square centimeter (1.0 mg/cm²) when evaluated by X-Ray Fluorescence. Lead based paint is further defined if laboratory analysis determines the lead content to be one-half (0.5 %) percent by weight or greater. The lead inspection of the facility was conducted using an X-Ray Fluorescence (XRF) handheld instrument of select components or areas. The inspector did identify painted surfaces with excess lead above the stated regulatory limit. Lead-based paint surfaces included: **west boiler west face, east boiler east face and east boiler north face.**

Lead-containing materials are those with detectable levels of lead in the materials however not at levels above 1.0 mg/cm². Lead containing materials **were** identified at the Power House Building (see Appendix B XRF Lead Measurements). Individuals bidding for work should be aware of the presence of lead when performing demolition and renovation activities involving these items.

1. INTRODUCTION

In accordance with our proposal, DC Environmental has performed an investigation of the Power House located at the City of Albuquerque Railyard in Albuquerque, New Mexico.

The inspection was conducted in a response to a request to have building materials evaluated for future renovation or demolition activities. The focus of our inspection was to determine the presence, location and quantity of asbestos and lead based paint present within the facility. The building is being inspected for a confidential client and the concern is that existing materials may contain asbestos in building materials and lead in the painted finishes.

This report has been prepared in accordance with generally accepted environmental science and engineering practices. This report is based upon conditions at the subject building at the time of the sampling activities and provides documentation of our findings and recommendations.

2. PURPOSE AND SCOPE OF SERVICES

The inspection design was to conduct a room-by-room investigation and assess the facility for the presence of asbestos-containing building materials and lead-based paint. The inspection included a quantitative determination of the asbestos and lead content within the structure.

The objective of this inspection was to perform the requisite sampling and present the findings along with any recommendations. The services performed by DC Environmental are outlined below.

- A reconnaissance of the area was conducted by Mr. Michael Neiman and Mr. Steven Gutierrez. The investigators are accredited Asbestos Building Inspectors and Certified Lead Inspectors.
- Sampling was conducted using several different types of inspection tools and laboratory techniques including Polarized Light Microscopy and X-Ray Fluorescence.
- Report preparation summarizing our sampling methods and laboratory analysis are included. This report further details our conclusions and recommendations for the project.

3. SITE DESCRIPTION

The subject site consists of one structure, the Power House Building.

The Power House Building

The Power House Building consists of a single story structure. The facility is concrete slab on grade. The building is steel frame and corrugated metal construction. Roofing appeared to be corrugated metal panels. The Power House appears to be the newest construction history on the property.

4. ACTIVITIES

DC Environmental conducted an asbestos-containing building materials and lead-based paint inspection on October 27 and November 1, 2016 of the Power House. Analysis of the painted surfaces incorporated the use of an X-Ray Fluorescence Device. The Radiation Monitoring Device (RMD) LPA-1 X-Ray Fluorescence device was used to measure the lead content of surface coatings on representative homogenous components. Multiple XRF readings were recorded.

The site sampling activities are described below.

4.1. Asbestos-Containing Building Materials

Mr. Nieman and Mr. Gutierrez conducted a visual inspection for asbestos-containing building materials at the above referenced building. Nine (9) samples were collected and tested for asbestos using Polarized Light Microscopy and stereomicroscopy bulk asbestos analysis. Analysis was conducted by Crisp Analytical, LLC of Carrollton, Texas. Crisp Analytical is an accredited laboratory and recognized by the National Voluntary Laboratory Accreditation Program. Based upon the samples tested, none of the materials sampled were identified as asbestos-containing material. Previous asbestos surveys were also conducted in 2005, 2011 and 2013 (See Appendix C). Asbestos sample results for the Power House Building were not identified in the previous surveys.

The Environmental Protection Agency has established terminology regarding asbestos and specifically asbestos-containing building materials. Material which is friable are those materials that can be crushed, crumbled or reduced to powder by hand pressure. Non-friable materials are further characterized as Category I Non-Friable or Category II Non-Friable. Category I Non Friable includes four

specific items: Packings, Gaskets, Resilient Flooring and Asphalt Roofing. Category II Non-Friable is everything else, which cannot be crumbled or pulverized by hand pressure. These items include materials of drywall systems, plasters, asbestos-containing cements (Transite®) and other materials declared non-friable by the asbestos inspector.

The EPA then clarifies that certain materials are Regulated Asbestos Containing Materials (RACM) and these include the following four designations:

- Friable materials;
- Category I Non-Friable Materials that have become friable;
- Category I Non-Friable Materials that have been subject to sanding, grinding, cutting and abrading; and
- Category II Non-friable materials that will be, or have been, subject to force during demolition or renovation.

Regulated Asbestos Containing Materials were not present within the structure.

4.2. Lead Based Paint Inspection

The presence of lead based paint was assessed in substantial compliance with the Housing and Urban Development guidelines. DC Environmental conducted a lead-based surface coating screening survey of the interior and exterior of the property to generally identify building components coated with lead. The survey consisted of testing the lead concentrations of each of the accessible surfaces. Previous lead based paint surveys were also conducted in 2011 and 2013 (See Appendix C). Lead based paint survey results for the Power House Building were not identified in the previous surveys.

To complete the survey, an X-Ray Fluorescence device was used to perform the lead based paint inspection. The Radiation Monitoring Device (RMD) LPA-1 X-Ray Fluorescence device is capable of detecting lead in lead-based paint. The determination of lead in paint is defined as a surface content of at least 1.0 milligrams per square centimeter. If the readings were between the 0.9 to 1.0 mg/cm² range, then the readings are declared as either lead-based paint or lead-containing materials and sampling is recommended.

Surfaces that were tested with the XRF device included, but were not limited to the following: doors, ceiling, painted walls, structural steel supports, and framing.

To determine the wall designations, the front entry off of the street or primary doorway is the A wall and interior in a clockwise direction are the B, C and D walls respectively. Exterior walls are similar in the designations.

The XRF device recorded readings did indicate lead based paint in surfaces on the interior of architectural details and finishes. Please refer to the XRF readings in the appendix to this document.

5. ANALYSES AND RESULTS

The results of samples and analysis are presented in the following tables. Copies of the laboratory analytical results are included in the appendix to this document.

5.1. Table 1: Asbestos Sample Analysis

Sample #	Power House Analyst physical description of subsample	Asbestos Type/calibrated/Visual estimate percent
16-170-100	Stored Fire Brick in Power House	ND
16-170-101	Stored Fire Brick in Power House	ND
16-170-102	Stored Fire Brick in Power House	ND
16-170-103	TSI Supply Line Power House	ND
16-170-104	TSI Supply Line Power House	ND
16-170-105	TSI Supply Line Power House	ND
16-170-106	TSI Return Line Power House	ND
16-170-107	TSI Return Line Power House	ND
16-170-108	TSI Return Line Power House	ND

ND – None Detected, TSI- Thermal System Insulation

6. FINDINGS AND CONCLUSIONS

The findings of this inspection are based on our visual observations and analysis of the measurements collected from the facility. Our findings are presented below.

6.1 Asbestos Sampling Analysis

The current visual inspection and sampling of building materials revealed no previously undocumented sources of asbestos-containing building materials. Asbestos-containing building materials were not identified in the Power House.

6.2 Lead Based Paint Analysis

DC Environmental conducted a lead-based surface coating inspection of the interior and exterior of the property to generally identify building components coated with or containing lead. The survey consisted of testing the lead concentrations of over the majority of the interior and exterior surfaces.

During the survey, testing combinations in representative room equivalents were sampled by X-Ray Fluorescence (XRF) in substantial compliance with the XRF protocols established by EPA and presented as guidance in the Housing and Urban Development (HUD) publications. Performance of this survey is consistent and in substantial compliance with the documented methodologies identified by EPA and HUD.

Based on the readings from the XRF devices materials at the Power House Building were considered painted with Lead-based Paint (LBP). Lead-based paint surfaces included: **west boiler west face, east boiler east face and east boiler north face.**

Lead-Based Paint (LBP) is defined by HUD and the EPA as paint containing lead in amounts greater

than or equal to 1.0 mg/cm² lead when analyzed by XRF or greater than 5000 parts per million or 0.5 percent by weight when analyzed by Flame Atomic Absorption.

There are materials in this building that are considered “lead-containing”. Those materials are listed in Appendix B, XRF Lead Measurements. Contractors should follow the elements of the standard promulgated by the Occupational Safety and Health Administration. The Lead in Construction Standard 29 CFR 1926.62 applies to exposures to materials containing lead. Lead containing materials **were** identified the Power House (see Appendix B XRF Lead Measurements). Individuals bidding for work should be aware of the presence of lead when performing demolition and renovation activities involving these items.

7 RECOMMENDATIONS

Based on our visual observations and the laboratory results, DC Environmental recommends the following:

- The Lead-based Paint inspection **identified** “lead-based paint” at the Power House Building. Lead-containing items **were** also identified at the Power House Building. Those material are listed in Appendix B, XRF Lead Measurements and Appendix D Lead Based Paint Laboratory Analysis. These materials are regulated by OSHA in regards to those individuals which could be exposed during repair, renovation or demolition. It is recommended to have trained professionals in the OSHA Lead Construction standard handle the lead-based paint and lead-containing materials during disturbance of the material. At the conclusion of the construction activities we recommend a Lead Risk Assessment to include soil testing and settled dust be performed. A Lead Risk Assessment is recommended for this property based on the age and that children **may** be expected to be present. A Risk Assessment should be conducted at the conclusions of operations to repair, renovate or abate the lead based coating.

We appreciate the opportunity to provide sampling and inspection of this area. Should you have additional questions, or if conditions change substantially, please contact us at your earliest convenience.

Sincerely,

DC Environmental
David Charlesworth
Certified Industrial Hygienist

LIMITATIONS

The environmental services described in this report have been conducted in general accordance with current regulatory guidelines and the standard-of-care exercised by environmental consultants performing similar work in the project area. No warranty, expressed or implied, is made regarding the professional opinions presented in this report. Variations in site conditions may exist and conditions not observed or described in this report may be encountered during subsequent activities.

The environmental interpretations and opinions contained in this report are based on the results of instrumentation, laboratory tests and/or analyses Acme Environmental Industrial Hygiene, Inc. dba DC Environmental, has no involvement in, or control over, such equipment, testing and/or analysis. Acme Environmental Industrial Hygiene, Inc, therefore, disclaims responsibility for any inaccuracy in such laboratory results.

Our conclusions, recommendations, and opinions are based on an analysis of the observed site conditions. It should be understood that the conditions of a site could change with time as a result of natural processes or the activities of man at the subject site or nearby sites. In addition, changes to the applicable laws, regulations, codes, and standards of practice may occur due to government action or the broadening of knowledge. The findings of this report may, therefore, be invalidated over time, in part or in whole, by changes over which Acme Environmental Industrial Hygiene, Inc., has no control.

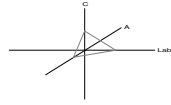
This document is intended to be used only in its entirety. No portion of the document, by itself, is designed to completely represent any aspect of the project described herein. Acme Environmental Industrial Hygiene, Inc., should be contacted if the reader requires any additional information, or has questions regarding content, interpretations presented, or completeness of this document.

This report is intended exclusively for use by the client. Any use or reuse of the findings, conclusions, and/or recommendations of this report by parties other than the client is undertaken at said parties' sole risk.

Appendix A
Asbestos Laboratory Results

CA Labs
Dedicated to
Quality

Crisp Analytical, L.L.C.
1929 Old Denton Road
Carrollton, TX 75006
Phone 972-242-2754
Fax 972-242-2798



CA Labs, L.L.C.
12232 Industriplex, Suite 32
Baton Rouge, LA 70809
Phone 225-751-5632
Fax 225-751-5634

Materials Characterization - Bulk Asbestos Analysis

Laboratory Analysis Report - Polarized Light

DC Environmental

PO Box 9315
Albuquerque, NM 87119

Attn: David Charlesworth

Customer Project: DCE 16-170, Rail Yard Parcel 1 Power Hours

Reference #: CAL16117602JE

Date: 11/16/2016

Analysis and Method

Summary of polarizing light microscopy (PLM / Stereomicroscopy bulk asbestos analysis) using the methods described in 40CFR Part 763 Appendix E to Subpart E (Interim and EPA 600 / R-93 / 116 (Improved). The sample is first viewed with the aid of stereomicroscopy. Numerous liquid slide preparations are created for analysis under the polarized microscope where identifications and quantifications are performed. Calibrated liquid refractive oils are used as liquid mounting medium. These oils are used for identification (dispersion staining). A calibrated visual estimation is reported, should any asbestiform mineral be present. Other techniques such as acid washing are used in conjunction with refractive oils for detection of smaller quantities of asbestos. All asbestos percentages are based on calibrated visual estimation traceable to NIST standards for regulated asbestos. Traceability to measurement and calibration is achieved by using known amounts and types of asbestos from standards where analyst and laboratory accuracy are measured. As little as 0.001% asbestos can be detected in favorable samples, while detection in unfavorable samples may approach the detection limit of 0.50% (well above the laboratory definition of trace).

Discussion

Vermiculite containing samples may have trace amounts of actinolite-tremolite, where not found by PLM should be analyzed using TEM methods and / or water separation techniques. Suspected actinolite/vermiculite presence will be indicated through the sample comment section of this report.

Fibrous talc containing samples may even contain a related asbestos fiber known as anthophyllite. Under certain conditions the same fiber may actually contain both talc and anthophyllite (a phenomenon called intergrowth). Again, TEM detection methods are recommended. CA Labs PLM report comments will denote suspected amounts of asbestiform anthophyllite with talc, where further analysis is recommended.

Some samples (floor tiles, surfacings, etc.) may contain fibers too small to be detectable by PLM analysis and should be analyzed by TEM bulk protocols.

A "trace asbestos" will be reported if the analyst observes far less than 1% asbestos. CA Labs defines "trace asbestos" as a few fibers detected by the analyst in several preparations and will indicate as such under these circumstances.

Quantification of <1% will actually be reported as <=1% (allowable variance close to 1% is high). Such results are ideal for point counting, and the technique is mandatory for friable samples (NESHAP, Nov. 1990 and clarification letter 8 May 1991) under 1% percent asbestos and the "trace asbestos". **In order to make all initial PLM reports issued from CA Labs NESHAP compliant, all <1% asbestos results (except floor tiles) will be point counted at no additional charge.**

Qualifications

CA Labs is accredited by the National Voluntary Accreditation Program (NVLAP) for selected test methods for airborne fiber analysis (TEM), and for bulk asbestos fiber analysis (PLM). CA Labs is also accredited by AIHA LAP, LLC. in the PLM asbestos field of testing for Industrial Hygiene. All analysts have a college degree in a natural science (geology, biology, or environmental science) or are recognized by a state professional board in one of these disciplines. Extensive in-house training programs are used to augment education background of the analyst. The group leader of polarized light has received supplemental McCrone Research training for asbestos identification. Analysis performed at Crisp Analytical Labs, LLC 1929 Old Denton Road Carrollton, TX 75006

Dallas NVLAP Lab Code 200349-0 TEM/PLM TCEQ# T104704513-15-3 TDH 30-0235
AIHA LAP, LLC Laboratory #102929

CA LabsDedicated to
Quality**Crisp Analytical, L.L.C.**1929 Old Denton Road
Carrollton, TX 75006
Phone 972-242-2754
Fax 972-242-2798**CA Labs, L.L.C.**12232 Industriplex, Suite 32
Baton Rouge, LA 70809
Phone 225-751-5632
Fax 225-751-5634Overview of Project Sample Material Containing Asbestos**Customer Project:** DCE 16-170, Rail Yard Parcel 1 Power Hours **CA Labs Project #:** CAL16117602JE

Sample #	Layer #	Analysts	Physical Description of Subsample	Asbestos type / calibrated visual estimate percent	List of Affected Building Material Types
----------	---------	----------	-----------------------------------	--	--

No Asbestos Detected.

Dallas NVLAP Lab Code 200349-0 TEM/PLM TCEQ# T104704513-15-3 TDH 30-0235

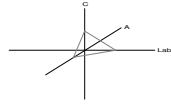
AIHA LAP, LLC Laboratory #102929**Glossary of abbreviations (non-asbestos fibers and non-fibrous minerals):**

ca - carbonate	pe - perlite	fg - fiberglass	pa - palygorskite (clay)
gypsum - gypsum	qu - quartz	mw - mineral wool	
bi - binder		wo - wollastinite	
or - organic		ta - talc	
ma - matrix		sy - synthetic	
mi - mica		ce - cellulose	
ve - vermiculite		br - brucite	
ot - other		ka - kaolin (clay)	

This report relates to the items tested. This report is not to be used by the customer to claim product certification, approval or endorsement by NVLAP, NIST, AIHA LAP, LLC, or any other agency of the federal government. This report may not be reproduced except in full without written permission from CA Labs. These results are submitted pursuant to CA Labs' current terms and sale, condition of sale, including the company's standard warranty and limitations of liability provisions and no responsibility or liability is assumed for the manner in which the results are used or interpreted. Unless notified in writing to return the samples covered by this report, CA Labs will store the samples for a period of ninety (90) days before discarding. A shipping or handling fee may be assessed for the return of any samples.

CA Labs
Dedicated to
Quality

Crisp Analytical, L.L.C.
1929 Old Denton Road
Carrollton, TX 75006
Phone 972-242-2754
Fax 972-242-2798



CA Labs, L.L.C.
12232 Industriplex, Suite 32
Baton Rouge, LA 70809
Phone 225-751-5632
Fax 225-751-5634

Polarized Light Asbestiform Materials Characterization

Customer Info: Attn: David Charlesworth DC Environmental PO Box 9315 Albuquerque, NM 87119	Customer Project: DCE 16-170, Rail Yard Parcel 1 Power Hours	CA Labs Project #: CAL16117602JE
Phone # 505-869-8000 Fax # 505-869-9453	Turnaround Time: 5 Days	Date: 11/16/2016 Samples Received: 11/10/16 10:30am Date Of Sampling: 11/1/2016 Purchase Order #:

Sample #	Com ment	Layer #	Analysts Subsample	Physical Description of	Homo-geneous (Y/N)	Asbestos type / calibrated visual estimate percent	Non-asbestos fiber type / percent	Non-fibrous type / percent
16-170-100		100-1		Stored Fire Brick In Power House/ tan insulation	y	None Detected		100% qu,ca,ma
16-170-101		101-1		Stored Fire Brick In Power House/ tan insulation	y	None Detected		100% qu,ca,ma
16-170-102		102-1		Stored Fire Brick In Power House/ tan insulation	y	None Detected		100% qu,ca,ma
16-170-103		103-1		TSI Supply Line Power House/ white insulation	y	None Detected	12% ce	88% qu,ca,ma
16-170-104		104-1		TSI Supply Line Power House/ white insulation	y	None Detected	14% ce	86% qu,ca,ma
16-170-105		105-1		TSI Supply Line Power House/ white insulation	y	None Detected	13% ce	87% qu,ca,ma
16-170-106		106-1		TSI Return line Power House/ white insulation	y	None Detected	12% ce	88% qu,ca,ma

Dallas NVLAP Lab Code 200349-0 TEM/PLM TCEQ# T104704513-15-3 TDH 30-0235

AIHA LAP, LLC Laboratory #102929

Analysis Method: Interim (40CFR Part 763 Appendix E to Subpart E) / Improved (EPA-600 / R-93/116). All samples received in good condition unless noted.

Preparation Method: HCL acid washing for carbonate based samples, chemical reduction for organically bound components, oil immersion for identification of asbestos types by dispersion attaining / becke line method.

ca - carbonate	mi - mica	fg - fiberglass	ce - cellulose
gypsum - gypsum	ve - vermiculite	mw - mineral wool	br - brucite
bi - binder	ot - other	wo - wollastinite	ka - kaolin (clay)
or - organic	pe - perlite	ta - talc	pa - palygorskite (clay)
ma - matrix	qu - quartz	sy - synthetic	

Approved Signatories:

Julio Robles
Analyst

QAC
Leslie Crisp, P.G.

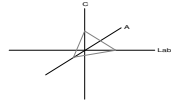
Technical Manager
Chad Lytle

1. Fire Damage significant fiber damage - reported percentages reflect unaltered fibers
2. Fire Damage no significant fiber damages effecting fibrous percentages
3. Actinolite in association with Vermiculite
4. Layer not analyzed - attached to previous positive layer and contamination is suspected
5. Not enough sample to analyze

6. Anthophyllite in association with Fibrous Talc
7. Contamination suspected from other building materials
8. Favorable scenario for water separation on vermiculite for possible analysis by another method
9. < 1% Result point counted positive
10. TEM analysis suggested

CA Labs
Dedicated to
Quality

Crisp Analytical, L.L.C.
1929 Old Denton Road
Carrollton, TX 75006
Phone 972-242-2754
Fax 972-242-2798



CA Labs, L.L.C.
12232 Industrilex, Suite 32
Baton Rouge, LA 70809
Phone 225-751-5632
Fax 225-751-5634

Polarized Light Asbestiform Materials Characterization

Customer Info: Attn: David Charlesworth DC Environmental PO Box 9315 Albuquerque, NM 87119	Customer Project: DCE 16-170, Rail Yard Parcel 1 Power Hours	CA Labs Project #: CAL16117602JE
Phone # 505-869-8000 Fax # 505-869-9453	Turnaround Time: 5 Days	Date: 11/16/2016 Samples Received: 11/10/16 10:30am Date Of Sampling: 11/1/2016 Purchase Order #:

Sample #	Com ment	Layer #	Analysts Physical Description of Subsample	Homo- geneo us (Y/N)	Asbestos type / calibrated visual estimate percent	Non-asbestos fiber type / percent	Non-fibrous type / percent
----------	-------------	------------	---	-------------------------------	--	--------------------------------------	-------------------------------

TSI Return line Power House/							
16-170-107	107-1		white insulation	y	None Detected	14% ce	86% qu,ca,ma

TSI Return line Power House/							
16-170-108	108-1		white insulation	y	None Detected	15% ce	85% qu,ca,ma


Dallas NVLAP Lab Code 200349-0 TEM/PLM TCEQ# T104704513-15-3 TDH 30-0235


AIHA LAP, LLC Laboratory #102929

Analysis Method: Interim (40CFR Part 763 Appendix E to Subpart E) / Improved (EPA-600 / R-93/116). All samples received in good condition unless noted.
Preparation Method: HCL acid washing for carbonate based samples, chemical reduction for organically bound components, oil immersion for identification of asbestos types by dispersion attaining / becke line method.

ca - carbonate	mi - mica	fg - fiberglass	ce - cellulose
gypsum - gypsum	ve - vermiculite	mw - mineral wool	br - brucite
bi - binder	ot - other	wo - wollastinite	ka - kaolin (clay)
or - organic	pe - perlite	ta - talc	pa - palygorskite (clay)
ma - matrix	qu - quartz	sy - synthetic	

Approved Signatories:


Julio Robles
Analyst


QAC
Leslie Crisp, P.G.
Technical Manager
Chad Lytle

1. Fire Damage significant fiber damage - reported percentages reflect unaltered fibers
2. Fire Damage no significant fiber damages effecting fibrous percentages
3. Actinolite in association with Vermiculite
4. Layer not analyzed - attached to previous positive layer and contamination is suspected
5. Not enough sample to analyze

6. Anthophyllite in association with Fibrous Talc
7. Contamination suspected from other building materials
8. Favorable scenario for water separation on vermiculite for possible analysis by another method
9. < 1% Result point counted positive
10. TEM analysis suggested

Case 16117602



DC Environmental Consulting and Training Services

"Promoting Safety in the Workplace"

DC Environmental
PO Box 9315
Albuquerque, NM 87119

Contact:
J. David Charlesworth

Phone:
505.869.8000

Fax:
505.869.9453

E-mail:
JDCharlesworthcih@gmail.com

Site: City of Albuquerque (Intera)

Site Location: Rail Yard Parcel I Power house

Comments:

PO / Job#: DCE 16-170

Date: 11/01/2016

Turn Around Time: Same Day / 1Day / 2Day / 3Day / 4Day / (5Day)

PCM: NIOSH 7400A / NIOSH 7400B Rotometer

PLM: Standard / Point Count 400 - 1000 / CARB 435

TEM Air: AHERA / Yamate2 / NIOSH 7402
 TEM Bulk: Quantitative / Qualitative / Chafffield
 TEM Water: Potable / Non-Potable / Weight %
 TEM Microvac: Qual(+/-) / D5755(str/area) / D5756(str/mass)

IAQ Particle Identification (PLM LAB) PLM Opaques/Soot
 Particle Identification (TEM LAB) Special Project

Metals Analysis: Method:

Matrix:

Analytes:

Sample ID	Date	Sample Location / Description / Task	FOR AIR SAMPLES ONLY				Sample Area / Air Volume
			Type	Time On/Off	Avg. LPM	Total Time	
16-170-100	11/01	Stored Fire Brick in Power House	A P C				
16-170-101	11/01	Stored Fire Brick in Power House	A P C				
16-170-102	11/01	Stored Fire Brick in Power House	A P C				
16-170-103	11/01	TSI Supply Line Power House	A P C				
16-170-104	11/01	TSI Supply Line Power House	A P C				
16-170-105	11/01	TSI Supply Line Power House	A P C				
16-170-106	11/01	TSI Return Line Power House	A P C				
16-170-107	11/01	TSI Return Line Power House	A P C				
16-170-108	11/01	TSI Return Line Power House	A P C				
			A P C				

Sampled By: Steven Gutierrez

Shipped Via: Fed Ex DHL UPS US Mail Courier Drop Off Other:

Relinquished By: Steven Gutierrez
Date / Time: 11/09/2016 5:00PM

Relinquished By:

Date / Time:

Relinquished By:

Date / Time:

Received By: *[Signature]*

Date / Time: 11-10-16 10:30AM

Received By:

Date / Time:

Received By:

Date / Time:

Condition Acceptable? Yes No

Condition Acceptable? Yes No

Condition Acceptable? Yes No

Appendix B
XRF Lead Measurements

Project #: 16-170 Project Name: Powerhouse Date: 10-27-2016
 Address: City of Albuquerque Railyard
 Technician: M. Nieman

		Time : <u>11:22</u>			Results	Average
1		Cal.			1.0	
2		Cal.			1.0	
3		Cal.			1.0	1.0
4		Cal.			-0.0	
5		Cal			0.1	
6		Cal.			0.1	0.1
XRF Test Number	Location / Room	Component - Designation	Component Number	Color	Substrate	Result / Reading
7	Exterior W. Wall	Wall Siding		Beige	Metal	0.4
8	Exterior W. Wall	Wall Plate		Beige	Metal	0.5
9	Exterior W. Wall	Down Spout		Beige	Metal	-0.1
10	Exterior S. Wall	Wall Siding		Beige	Metal	-0.0
11	Exterior S. Wall	Entry Door Frame		Beige	Metal	-0.1
12	Exterior S. Wall	Door		Beige	Metal	-0.0
13	Exterior S. Wall	Rollup Door Frame		Beige	Metal	-0.1
14	Exterior S. Wall	Rollup Door		Beige	Metal	0.2
15	Exterior E. Wall	Wall Siding		Beige	Metal	0.0
16	Exterior E. Wall	Door Frame		Beige	Metal	-0.1
17	Exterior E. Wall	Door		Beige	Metal	-0.0
18	Exterior E. Wall	Guardrail		Yellow	Metal	-0.1
19	Exterior E. Wall	Gas Line		Yellow	Metal	-0.1
20	Exterior E. Side	Bollard		Yellow	Metal	-0.1
		Time : _____			Results	Average
162		Cal.			1.0	
163		Cal.			1.0	
164		Cal.			1.0	1.0
165		Cal.			0.0	
166		Cal			0.0	
167		Cal.			0.1	0.0

Project #: 16-170 Project Name: Powerhouse Date: 11-1-2016
 Address: City of Albuquerque Railyard

Technician: M. Nieman and S. Gutierrez

		Time : <u>11:47</u>		Results		Average
1		Cal.			1.0	
2		Cal.			1.0	
3		Cal.			1.4	1.3
4		Cal.			0.2	
5		Cal			0.3	
6		Cal.			0.1	0.2
XRF Test Number	Location / Room	Component - Designation	Component Number	Color	Substrate	Result / Reading
7	Interior	A Wall		Silver	Metal	-0.0
8	Interior	B Wall		Silver	Metal	0.2
9	Interior	C Wall		Silver	Metal	-0.0
10	Interior	D Wall		Silver	Metal	-0.0
11	Interior	Door Frame	A-1	Beige	Metal	-0.0
12	Interior	Door	A-1	Beige	Metal	-0.0
13	Interior	Beam		Red	Metal	-0.1
14	Interior	West Boiler West Face		Silver	Metal	1.0
15	Interior	West Boiler North Face		Silver	Metal	0.4
16	Interior	Boiler Flue		Silver	Metal	-0.0
17	Interior	East Boiler East Face		Silver	Metal	5.2
18	Interior	East Boiler North Face		Silver	Metal	2.5
19	Interior	East Boiler Yellow Ladder		Yellow	Metal	0.1
20	Interior	East Elect. Cabinet		Gray	Metal	-0.1
21	Interior	East Boiler Fan Housing		Red	Metal	0.1
22	Interior	West Boiler Pipe		Orange	Metal	0.5
23	Interior	Vertical Tank		Silver	Metal	-0.1
24	Interior	Horizontal Tank		Silver	Metal	-0.2
25	Interior	Horizontal Tank Stand		Black	Metal	-0.1
26	Interior	Pipe Support		Yellow	Metal	-0.2
27	Interior	W. Boiler Blower Housing		Black	Metal	-0.1
		Time : <u>12:04</u>		Results		Average
28		Cal.			1.4	
29		Cal.			1.0	
30		Cal.			1.3	1.2
31		Cal.			-0.0	
32		Cal			0.2	

33		Cal.			0.0	0.1
----	--	------	--	--	-----	-----

Appendix C
Asbestos and LBP Data

ID	Read No/Sample ID	Lead	Units	LBP	Room Number	Building	Room Name	Wall	Structure	Location	Member	Mode	Substrate	Color	Location_2	Source
1	7	0.1	mg/cm2		1	Railyards Amtrack Office	Office	A	Window	Rgt	Sill	QM	Wood	Brown	Interior	Innovar, 2011
2	8	0.1	mg/cm2		1	Railyards Amtrack Office	Office	A	Window	Rgt	Sash	QM	Wood	Brown	Interior	Innovar, 2011
3	9	0.2	mg/cm2		1	Railyards Amtrack Office	Office	A	Window	Rgt	Lft casing	QM	Wood	Brown	Interior	Innovar, 2011
4	10	0.2	mg/cm2		1	Railyards Amtrack Office	Office	A	Wall	L Ctr		QM	Plaster	White	Interior	Innovar, 2011
5	11	-0.2	mg/cm2		1	Railyards Amtrack Office	Office	B	Wall	U Ctr		QM	Plaster	White	Interior	Innovar, 2011
6	12	0	mg/cm2		1	Railyards Amtrack Office	Office	C	Door	Ctr	U Ctr	QM	Steel	Brown	Interior	Innovar, 2011
7	13	0	mg/cm2		1	Railyards Amtrack Office	Office	C	Door	Ctr	Lft casing	QM	Steel	Brown	Interior	Innovar, 2011
8	14	0.2	mg/cm2		1	Railyards Amtrack Office	Office	B	Window	Ctr	Sill	QM	Wood	Brown	Interior	Innovar, 2011
9	15	0.2	mg/cm2		3	Railyards Amtrack Office	Office	B	Window	Ctr	Lft casing	QM	Wood	Brown	Interior	Innovar, 2011
10	16	0.2	mg/cm2		3	Railyards Amtrack Office	Office	B	Window	Clr	Sash	QM	Wood	Brown	Interior	Innovar, 2011
11	17	0	mg/cm2		3	Railyards Amtrack Office	Office	A	Wall	L Ctr		QM	Plaster	White	Interior	Innovar, 2011
12	18	-0.2	mg/cm2		3	Railyards Amtrack Office	Office	A	Wall	L Rgi		QM	Plaster	White	Interior	Innovar, 2011
13	19	-0.2	mg/cm2		3	Railyards Amtrack Office	Office	D	Door	Rgi	U Rgt	QM	Steel	Brown	Interior	Innovar, 2011
14	20	0.1	mg/cm2		3	Railyards Amtrack Office	Office	D	Door	Rgt	Lft casing	QM	Steel	Brown	Interior	Innovar, 2011
15	21	0.7	mg/cm2		4	Railyards Amtrack Office	Break Rm	B	Chair rail	Clr		QM	Wood	Brown	Interior	Innovar, 2011
16	22	0.2	mg/cm2		4	Railyards Amtrack Office	Break Rm	B	Window	Ctr	Lft casing	QM	Wood	Brown	Interior	Innovar, 2011
17	23	>9.9	mg/cm2	Yes	4	Railyards Amtrack Office	Break Rm	B	Wall	L Ctr		QM	Plaster	Whiie	Interior	Innovar, 2011
18	24	0.2	mg/cm2		4	Railyards Amtrack Office	Break Rm	C	Baseboard	Clr		QM	Plaster	White	Interior	Innovar, 2011
19	25	>9.9	mg/cm2	Yes	4	Railyards Amtrack Office	Break Rm	B	Wall	U Lft		QM	Plaster	White	Interior	Innovar, 2011
20	26	>9.9	mg/cm2	Yes	4	Railyards Amtrack Office	Break Rm	B	Wall	L Rgt		QM	Plaster	White	Interior	Innovar, 2011
21	27	0.3	mg/cm2		4	Railyards Amtrack Office	Break Rm	C	Wall	L Clr		QM	Drywall	White	Interior	Innovar, 2011
22	28	0.2	mg/cm2		3	Railyards Amtrack Office	Office	B	Wall	L Ctr		QM	Plaster	White	Interior	Innovar, 2011
23	29	>9.9	mg/cm2	Yes	10	Railyards Amtrack Office	Lobby	A	Wall	L Ctr		QM	Plaster	White	Interior	Innovar, 2011
24	30	0.3	mg/cm2		10	Railyards Amtrack Office	Lobby	D	Wall	L Ctr		QM	Plaster	White	Interior	Innovar, 2011
25	31	0.3	mg/cm2		10	Railyards Amtrack Office	Lobby	A	Window	Ctr	Sash	QM	Wood	Brown	Interior	Innovar, 2011
26	32	>9.9	mg/cm2	Yes	10	Railyards Amtrack Office	Lobby	A	Column	Ctr		QM	Plaster	White	Interior	Innovar, 2011
27	33	>9.9	mg/cm2	Yes	10	Railyards Amtrack Office	Lobby	A	Column	Clr		QM	Plaster	White	Interior	Innovar, 2011
28	34	1.1	mg/cm2	Yes	12	Railyards Amtrack Office	Hallway	B	Wall	L Ctr		QM	Plaster	White	Interior	Innovar, 2011
29	35	>9.9	mg/cm2	Yes	12	Railyards Amtrack Office	Hallway	D	Wall	L Ctr		QM	Plaster	White	Interior	Innovar, 2011
30	36	0.1	mg/cm2		9	Railyards Amtrack Office	Wmns Rm	D	Wall	L Ctr		QM	Plaster	White	Interior	Innovar, 2011
31	37	0.1	mg/cm2		9	Railyards Amtrack Office	WmnsRm	A	Wall	L Ctr		QM	Plaster	White	Interior	Innovar, 2011
32	38	0.3	mg/cm2		9	Railyards Amtrack Office	WmnsRm	B	Door	Ctr	Lft casing	QM	Wood	Brown	Interior	Innovar, 2011
33	39	0.2	mg/cm2		9	Railyards Amtrack Office	Wmns Rm	B	Floor			QM	Cement	Brown	Interior	Innovar, 2011
34	40	-0.1	mg/cm2		11	Railyards Amtrack Office	Number Only	C	Stairs	Ctr	Treads	QM	Steel	Black	Interior	Innovar, 2011
35	41	0.1	mg/cm2		11	Railyards Amtrack Office	Number Only	C	Stairs	Ctr	Railing cap	QM	Steel	Black	Interior	Innovar, 2011
36	42	-0.1	mg/cm2		15	Railyards Amtrack Office	Upstairs	C	Wall	L Clr		QM	Plaster	White	Interior	Innovar, 2011
37	43	0.2	mg/cm2		15	Railyards Amtrack Office	Upstairs	B	Wall	L Ctr		QM	Plaster	White	Interior	Innovar, 2011
38	44	>9.9	mg/cm2	Yes	15	Railyards Amtrack Office	Upstairs	A	Wall	L Ctr		QM	Plaster	White	Interior	Innovar, 2011
39	45	6.6	mg/cm2	Yes	15	Railyards Amtrack Office	Upstairs	A	Door	Ctr	U Ctr	QM	Wood	White	Interior	Innovar, 2011
40	46	0.3	mg/cm2		15	Railyards Amtrack Office	Upstairs	B	Wall	L Ctr		QM	Plaster	White	Interior	Innovar, 2011
41	47	0.3	mg/cm2		15	Railyards Amtrack Office	Upstairs	A	Wall	L Ctr		QM	Plaster	White	Interior	Innovar, 2011
42	54	0.2	mg/cm2		16	Railyards Amtrack Office	Museum	A	Floor			QM	Cement	Gray	Interior	Innovar, 2011
43	55	2.3	mg/cm2	Yes	16	Railyards Amtrack Office	Museum	A	Floor			QM	Cement	White	Interior	Innovar, 2011
44	56	0.3	mg/cm2		16	Railyards Amtrack Office	Museum	A	Floor			QM	Cement	White	Interior	Innovar, 2011
45	57	0.1	mg/cm2		16	Railyards Amtrack Office	Museum	D	Wall	L Ctr		QM	Cement	Gray	Interior	Innovar, 2011
46	58	0.2	mg/cm2		16	Railyards Amtrack Office	Museum	B	Wall	L Ctr		QM	Cement	Gray	Interior	Innovar, 2011

ID	Read No/Sample ID	Lead	Units	LBP	Room Number	Building	Room Name	Wall	Structure	Location	Member	Mode	Substrate	Color	Location_2	Source
47	59	0.1	mg/cm2		16	Railyards Amtrack Office	Museum	A	Wall	L Ctr		QM	Cement	Gray	Interior	Innovar, 2011
48	60	6.3	mg/cm2	Yes	16	Railyards Amtrack Office	Museum	A	Floor			QM	Cement	Yellow	Interior	Innovar, 2011
49	61	0.1	mg/cm2		16	Railyards Amtrack Office	Museum	A	Door	Ctr	U Ctr	QM	Steel	Green	Interior	Innovar, 2011
50	62	0.1	mg/cm2		16	Railyards Amtrack Office	Museum	A	Door	Ctr	U Ctr	QM	Steel	Black	Interior	Innovar, 2011
51	63	0.5	mg/cm2		16	Railyards Amtrack Office	Museum	A	Door	Ctr	Lft casing	QM	Steel	Black	Interior	Innovar, 2011
52	64	0.7	mg/cm2		16	Railyards Amtrack Office	Museum	A	Floor			QM	Cement	Red	Interior	Innovar, 2011
53	65	1.8	mg/cm2	Yes	1	Railyards Amtrack Office	Facility	B	Railing	Ctr	Railing	QM	Steel	Yellow	Exterior	Innovar, 2011
54	66	0.2	mg/cm2		1	Railyards Amtrack Office	Facility	B	Door	Ctr	U Ctr	QM	Steel	Red	Exterior	Innovar, 2011
55	67	-0.1	mg/cm2		1	Railyards Amtrack Office	Facility	D	Window	Ctr	Sill	QM	Wood	Black	Exterior	Innovar, 2011
56	68	0.2	mg/cm2		1	Railyards Amtrack Office	Facility	D	Window	Ctr	Sash	QM	Wood	Black	Exterior	Innovar, 2011
57	69	0	mg/cm2		1	Railyards Amtrack Office	Facility	C	Window	Rgt	Sill	QM	Wood	Black	Exterior	Innovar, 2011
58	7	5	mg/cm2	Yes	1	Main Machine Shop	Number Only	B	Column	Ctr		QM	Steel	Silver	Interior	Innovar, 2011
59	8	1.1	mg/cm2	Yes	1	Main Machine Shop	Number Only	C	Door	Ctr	U Ctr	QM	Steel	Silver	Interior	Innovar, 2011
60	9	2.2	mg/cm2	Yes	1	Main Machine Shop	Number Only	C	Column	Clr		QM	Steel	Silver	Interior	Innovar, 2011
61	10	0.1	mg/cm2		1	Main Machine Shop	Number Only	A	Floor			QM	Ceramic	Red	Interior	Innovar, 2011
62	11	1.8	mg/cm2	Yes	1	Main Machine Shop	Number Only	B	Cnt Column	Ctr		QM	Steel	Silver	Interior	Innovar, 2011
63	12	0.7	mg/cm2		1	Main Machine Shop	Number Only	B	Stairs	Ctr	Treads	QM	Steel	Green	Interior	Innovar, 2011
64	13	1.9	mg/cm2	Yes	1	Main Machine Shop	Number Only	D	Column	Ctr		QM	Steel	Silver	Interior	Innovar, 2011
65	14	5.4	mg/cm2	Yes	1	Main Machine Shop	Number Only	D	Ceiling Beam	Beam	Ctr	QM	Steel	Silver	Interior	Innovar, 2011
66	15	4.2	mg/cm2	Yes	1	Main Machine Shop	Number Only	B	Column	Ctr		QM	Steel	Black	Exterior	Innovar, 2011
67	16	2.7	mg/cm2	Yes	1	Main Machine Shop	Number Only	B	Stairs	Ctr	Treads	QM	Wood	White	Interior	Innovar, 2011
68	1	3.4	mg/cm2	Yes		Boiler Shop	Number Only	B	Cnt Column	Ctr		QM	Steel	Silver	Interior	Innovar, 2011
69	2	0.1	mg/cm2			Boiler Shop	Number Only	A	Floor			QM	Cement	Red	Interior	Innovar, 2011
70	3	3.2	mg/cm2	Yes		Boiler Shop	Number Only	C	Cnt Column	Ctr		QM	Steel	Silver	Interior	Innovar, 2011
71	4	2.5	mg/cm2	Yes		Boiler Shop	Number Only	A	Column	Lft		QM	Steel	Silver	Interior	Innovar, 2011
72	5	-0.3	mg/cm2			Boiler Shop	Number Only	C	Door	Lft	U Ctr	QM	Steel	Silver	Interior	Innovar, 2011
73	1	1.1	mg/cm2	Yes		Blacksmith Shop	Number Only	B	Column	Ctr		QM	Steel	Silver	Interior	Innovar, 2011
74	2	3.1	mg/cm2	Yes		Blacksmith Shop	Number Only	C	Column	Ctr		QM	Steel	Silver	Interior	Innovar, 2011
75	3	2.1	mg/cm2	Yes		Blacksmith Shop	Number Only	D	Wall	L Ctr		QM	Brick	Silver	Interior	Innovar, 2011
76	4	0.2	mg/cm2			Blacksmith Shop	Number Only	D	Door	Ctr	U Ctr	QM	Steel	Silver	Interior	Innovar, 2011
77	5	0.1	mg/cm2			Blacksmith Shop	Number Only	D	Window	Ctr	Part. Bead	QM	Steel	Silver	Interior	Innovar, 2011
78	7	2.7	mg/cm2	Yes		Bldg North of Firehouse	Number Only	A	Bldg North of Firehouse	L Ctr		QM	Cement	Silver	Interior	Innovar, 2011
79	8	2.3	mg/cm2	Yes		Bldg North of Firehouse	Number Only	A	Window	Ctr	Lft casing	QM	Steel	Silver	Interior	Innovar, 2011
80	9	5.6	mg/cm2	Yes		Bldg North of Firehouse	Number Only	A	Door	Ctr	U Ctr	QM	Steel	Silver	Interior	Innovar, 2011
81	10	1.1	mg/cm2	Yes		Bldg North of Firehouse	Number Only	A	Window	Ctr	Rgt casin	QM	Steel	Silver	Interior	Innovar, 2011
82	11	2.4	mg/cm2	Yes		Bldg North of Firehouse	Number Only	C	Frame	Ctr		QM	Steel	Silver	Interior	Innovar, 2011
83	12	1.1	mg/cm2	Yes		Bldg North of Firehouse	Number Only	C	Wall	L Ctr		QM	Cement	Silver	Interior	Innovar, 2011
84	13	0.2	mg/cm2			Bldg North of Firehouse	Number Only	D	Wall	L Ctr		QM	Cement	Silver	Interior	Innovar, 2011
85	1	1.1	mg/cm2	Yes		Bldg South of Firehouse	Number Only	A	Wall	L Ctr		QM	Cement	White	Interior	Innovar, 2011
86	2	0.1	mg/cm2			Bldg South of Firehouse	Number Only	B	Wall	L Ctr		QM	Cement	White	Interior	Innovar, 2011
87	3	0	mg/cm2			Bldg South of Firehouse	Number Only	A	Door Cnt	Ctr	Lft casing	QM	Cement	White	Interior	Innovar, 2011
88	4	1.1	mg/cm2	Yes		Bldg South of Firehouse	Number Only	A	Column	Ctr		QM	Cement	Green	Interior	Innovar, 2011
89	5	1.2	mg/cm2	Yes		Bldg South of Firehouse	Number Only	B	Wall	L Ctr		QM	Cement	Green	Interior	Innovar, 2011
90	6	0.5	mg/cm2			Bldg South of Firehouse	Number Only	C	Door	Ctr	U Ctr	QM	Cement	Green	Interior	Innovar, 2011
91	13029.029-020513-01L	150	ppm			Blacksmith Shop			Interior Walls	NW Corner			Paint	Silver		Rhoades, 2013
92	13029.029-020513-02L	410	ppm			Blacksmith Shop			Interior Walls	NE Corner			Paint	Silver		Rhoades, 2013

ID	Read No/Sample ID	Lead	Units	LBP	Room Number	Building	Room Name	Wall	Structure	Location	Member	Mode	Substrate	Color	Location_2	Source
93	13029.029-020513-03L	100	ppm			Blacksmith Shop			Interior Walls	SW Corner			Paint	Silver		Rhoades, 2013
94	13029.029-020513-04L	150	ppm			Blacksmith Shop			Interior Walls	SE Corner			Paint	Silver		Rhoades, 2013
95	13029.029-020513-05L	2570	ppm			Blacksmith Shop			Overhead Piping				Paint	Red		Rhoades, 2013
96	13029.029-020513-06L	2640	ppm			Blacksmith Shop			Exterior Brick Walls		Trim		Paint	Rust		Rhoades, 2013
97	13029.029-020513-07L	4040	ppm			Blacksmith Shop			Interior Walls Office Shack				Paint	Cream		Rhoades, 2013
98	13029.029-020513-08L	250	ppm			Blacksmith Shop			Building	NW Corner			Surface Dust			Rhoades, 2013
99	13029.029-020513-09L	400	ppm			Blacksmith Shop			Building	NE Corner			Surface Dust			Rhoades, 2013
100	13029.029-020513-10L	100	ppm			Blacksmith Shop			Building	Center			Surface Dust			Rhoades, 2013
101	13029.029-020513-11L	710	ppm			Blacksmith Shop			Building	SW Corner			Surface Dust			Rhoades, 2013
102	13029.029-020513-12L	970	ppm			Blacksmith Shop			Building	SE Corner			Surface Dust			Rhoades, 2013

ID	Sample Number	Date	Description	Location	Percent Asbestos	Asbestos Type	Classification	Source
1	577007-NB.NS.1	Sep-05	Silver glaze coating window pane	Boiler Shop, South Side	0%			Terracon, 2005
2	577007-NB.NS.2	Sep-05	Silver glaze coating window pane	Boiler Shop, South Side	0%			Terracon, 2005
3	577007-NB.NS.3	Sep-05	Silver glaze coating window pane	Boiler Shop, South Side	0%			Terracon, 2005
4	577007-NB.SS.4	Sep-05	Green painted window pane	Boiler Shop, South Side	0%			Terracon, 2005
5	577007-NB.SS.5	Sep-05	Green painted window pane	Boiler Shop, South Side	0%			Terracon, 2005
6	577007-NB.SS.6	Sep-05	Green painted window pane	Boiler Shop, North Side	0%			Terracon, 2005
7	577007-NB.NS.7	Sep-05	Silver glaze coating window pane	Boiler Shop, North Side	0%			Terracon, 2005
8	577007-NB.NS.8	Sep-05	Silver glaze coating window pane	Boiler Shop, North Side	0%			Terracon, 2005
9	577007-NB.NS.9	Sep-05	Silver glaze/black spray-on with pane	Boiler Shop, North Side	0%			Terracon, 2005
10	577007-NB.NS.10	Sep-05	Silver glaze/black spray-on with pane	Boiler Shop, North Side	0%			Terracon, 2005
11	577007-NB.NS.11	Sep-05	Silver glaze/black spray-on with pane	Boiler Shop, North Side	0%			Terracon, 2005
12	577007-SB.SS.F1.1	Sep-05	Silver glaze coating window pane	Main Machine Shop, South Side, First Floor	0%			Terracon, 2005
13	577007-SB.SS.F1.2	Sep-05	Glaze coating on window pane (silver/black)	Main Machine Shop, South Side, First Floor	0%			Terracon, 2005
14	577007-SB.SS.F1.3	Sep-05	Glaze coating on window pane (silver)	Main Machine Shop, South Side, First Floor	0%			Terracon, 2005
15	577007-SB.SS.F1.4	Sep-05	Glaze coating on window pane (silver)	Main Machine Shop, South Side, First Floor	0%			Terracon, 2005
16	577007-SB.SS.F1.5	Sep-05	Glaze coating on window pane (silver)	Main Machine Shop, South Side, First Floor	0%			Terracon, 2005
17	577007-SB.SS.F1.6	Sep-05	Glaze coating on window pane (silver)	Main Machine Shop, South Side, First Floor	0%			Terracon, 2005
18	577007-SB.SS.F1.7	Sep-05	Glaze coating on window pane (silver/green)	Main Machine Shop, South Side, First Floor	0%			Terracon, 2005
19	577007-SB.SS.F2.1	Sep-05	Glaze coating on window pane (beige/green)	Main Machine Shop, South Side, Second Floor	0%			Terracon, 2005
20	577007-SB.SS.F2.2	Sep-05	Glaze coating on window pane (tan/brown)	Main Machine Shop, South Side, Second Floor	0%			Terracon, 2005
21	577007-SB.SS.F2.3	Sep-05	Glaze coating on window pane (off-white)	Main Machine Shop, South Side, Second Floor	0%			Terracon, 2005
22	577007-SB.SS.F2.4	Sep-05	Glaze coating on window pane (grey/green)	Main Machine Shop, South Side, Second Floor	0%			Terracon, 2005
23	577007-SB.SS.F2.5	Sep-05	Glaze coating on window pane (off-white)	Main Machine Shop, South Side, Second Floor	0%			Terracon, 2005
24	577007-SB.SS.F2.6	Sep-05	Plaster over cc wall (grey with paint)	Main Machine Shop, South Side, Second Floor	0%			Terracon, 2005
25	577007-SB.SS.F2.7	Sep-05	Plaster over cc wall (grey with paint)	Main Machine Shop, South Side, Second Floor	0%			Terracon, 2005
26	577007-NB.SS.1	Sep-05	Window glazing (tan)	Boiler Shops, South Side	Trace <1%			Terracon, 2005
27	577007-NB.SS.2	Sep-05	Window glazing (tan)	Boiler Shops, South Side	2%	Chrysotile	Non-Friable	Terracon, 2005
28	577007-NB.SS.3	Sep-05	Window glazing (tan)	Boiler Shops, South Side	2%	Chrysotile	Non-Friable	Terracon, 2005
29	577007-NB.SS.01	Sep-05	Window glazing (beige)	Boiler Shops, South Side	Trace <1%	Chrysotile		Terracon, 2005
30	577007-NB.SS.02	Sep-05	Window glazing (beige)	Boiler Shops, South Side	Trace <1%	Chrysotile		Terracon, 2005
31	577007-NB.SS.03	Sep-05	Window glazing (beige)	Boiler Shops, South Side	Trace <1%	Chrysotile		Terracon, 2005
32	577007-NB.ES.01	Sep-05	Window glazing (beige)	Boiler Shops, East Side	Trace <1%	Chrysotile		Terracon, 2005
33	577007-NB.ES.02	Sep-05	Window glazing (beige)	Boiler Shops, East Side	Trace <1%	Chrysotile		Terracon, 2005
34	577007-N.O.01	Sep-05	Outside shingle (red with granules)	Outside the Boiler Shop	0%			Terracon, 2005
35	577007-N.O.02	Sep-05	Outside shingle (red with granules)	Outside the Boiler Shop	0%			Terracon, 2005
36	577007-N.O.03	Sep-05	Outside shingle (red with granules)	Outside the Boiler Shop	0%			Terracon, 2005
37	577007-N.O.G.01	Sep-05	White insulation	100 ft North of CWE Storage Shed	NA			Terracon, 2005
38	577007-N.O.G.02	Sep-05	White insulation	100 ft North of CWE Storage Shed	NA			Terracon, 2005
39	577007-N.O.G.03	Sep-05	White insulation	100 ft North of CWE Storage Shed	NA			Terracon, 2005
40	577007-NTE. WS-1	Sep-05	Transite pipe (grey)	Former Transformer Area, West Side	25%	Chrysotile	Friable	Terracon, 2005
41	577007-NTE. WS-1	Sep-05	Transite pipe (grey)	Former Transformer Area, West Side	5%	Crocidolite		Terracon, 2005
42	577007-NTE.ES-3	Sep-05	Transite pipe (grey)	Former Transformer Area	25%	Chrysotile	Friable	Terracon, 2005
43	577007-NTE.ES-3	Sep-05	Transite pipe (grey)	Former Transformer Area	5%	Crocidolite		Terracon, 2005
44	577007-NTE.ES-1 (577007-NTE.NS-1??)	Sep-05	Transite pipe (grey)	Former Transformer Area	25%	Chrysotile	Friable	Terracon, 2005
45	577007-NTE.ES-1 (577007-NTE.NS-1??)	Sep-05	Transite pipe (grey)	Former Transformer Area	3%	Crocidolite		Terracon, 2005
46	577007-SWB.WW.01	Sep-05	Window putty/glazing (beige)	Babbit Shop, West Wall	Trace <1%	Chrysotile		Terracon, 2005
47	577007-SWB.WW.02	Sep-05	Window putty/glazing (beige)	Babbit Shop, West Wall	Trace <1%	Chrysotile		Terracon, 2005
48	577007-FH.01	Sep-05	Insulation/plaster over brick	Fire House	0%			Terracon, 2005
49	577007-FH.02	Sep-05	Insulation/plaster over brick	Fire House	0%			Terracon, 2005
50	577007-FH.03	Sep-05	Insulation/plaster over brick	Fire House	4%	Chrysotile	Friable	Terracon, 2005
51	577007-FH.04	Sep-05	Insulation/plaster over brick	Fire House	5%	Chrysotile	Friable	Terracon, 2005
52	01-DW1-1	Aug-10	off-white surfaced white compound (drywall)	Amtrack Office	none detected			Innovar, 2011
53	01-DW1-2	Aug-10	white drywall with brown paper (drywall)	Amtrack Office	none detected			Innovar, 2011
54	02-DW1-1	Aug-10	white surfaced white compound (drywall)	Amtrack Office	none detected			Innovar, 2011

ID	Sample Number	Date	Description	Location	Percent Asbestos	Asbestos Type	Classification	Source
55	03-DW1-1	Aug-10	white surfaced white compound (drywall)	Amtrack Office	none detected			Innovar, 2011
56	04-P1-1	Aug-10	white surfaced tan plaster (plaster)	Amtrack Office	none detected			Innovar, 2011
57	05-P1-1	Aug-10	white surfaced tan plaster (plaster)	Amtrack Office	none detected			Innovar, 2011
58	06-P1-1	Aug-10	white surfaced white compound (plaster)	Amtrack Office	none detected			Innovar, 2011
59	06-P1-2	Aug-10	tan plaster (plaster)	Amtrack Office	none detected			Innovar, 2011
60	07-CB1-1	Aug-10	pink cover base (cover base)	Amtrack Office	none detected			Innovar, 2011
61	07-CB1-2	Aug-10	tan mastic (cover base)	Amtrack Office	none detected			Innovar, 2011
62	07-CB1-3	Aug-10	white surfaced white compound (cover base)	Amtrack Office	none detected			Innovar, 2011
63	07-CB1-4	Aug-10	brown mastic (cover base)	Amtrack Office	<1%	Anthophyllite		Innovar, 2011
64	07-CB1-5	Aug-10	tan plaster (cover base)	Amtrack Office	none detected			Innovar, 2011
65	08-CB1-1	Aug-10	pink cover base (cover base)	Amtrack Office	none detected			Innovar, 2011
66	08-CB1-2	Aug-10	tan mastic (cover base)	Amtrack Office	none detected			Innovar, 2011
67	08-CB1-3	Aug-10	brown mastic (cover base)	Amtrack Office	<1%	Anthophyllite		Innovar, 2011
68	08-CB1-4	Aug-10	tan plaster (cover base)	Amtrack Office	none detected			Innovar, 2011
69	09-CB1-1	Aug-10	pink cover base (cover base)	Amtrack Office	none detected			Innovar, 2011
70	09-CB1-2	Aug-10	tan mastic (cover base)	Amtrack Office	none detected			Innovar, 2011
71	09-CB1-3	Aug-10	brown mastic (cover base)	Amtrack Office	<1%	Anthophyllite		Innovar, 2011
72	09-CB1-4	Aug-10	tan plaster (cover base)	Amtrack Office	none detected			Innovar, 2011
73	10-CT1-1	Aug-10	white surfacing (ceiling tile)	Amtrack Office	none detected			Innovar, 2011
74	10-CT1-2	Aug-10	tan ceiling (ceiling tile)	Amtrack Office	none detected			Innovar, 2011
75	10-CT1-3	Aug-10	brown mastic (ceiling tile)	Amtrack Office	none detected			Innovar, 2011
76	11-CT1-1	Aug-10	white surfacing (ceiling tile)	Amtrack Office	none detected			Innovar, 2011
77	11-CT1-2	Aug-10	tan ceiling tile (ceiling tile)	Amtrack Office	none detected			Innovar, 2011
78	11-CT1-3	Aug-10	brown mastic (ceiling tile)	Amtrack Office	none detected			Innovar, 2011
79	12-CT1-1	Aug-10	tan ceaign tile (no surfacing) (ceiling tile)	Amtrack Office	none detected			Innovar, 2011
80	12-CT1-2	Aug-10	brown mastic (ceiling tile)	Amtrack Office	none detected			Innovar, 2011
81	13-WC1-1	Aug-10	black surfacing white caulking (Window Caulk)	Amtrack Office	none detected			Innovar, 2011
82	14-WC1-1	Aug-10	black surfacing white caulking (Window Caulk)	Amtrack Office	none detected			Innovar, 2011
83	15-WC1-1	Aug-10	black surfacing white caulking (Window Caulk)	Museum	none detected			Innovar, 2011
84	16-CT2-1	Aug-10	white surfacing (ceiling tile)	Museum	none detected			Innovar, 2011
85	16-CT2-2	Aug-10	Gray ceiling tile (ceiling tile)	Museum	none detected			Innovar, 2011
86	17-CT2-1	Aug-10	White Surfacing (ceiling tile)	Museum	none detected			Innovar, 2011
87	17-CT2-2	Aug-10	Gray ceiling tile (ceiling tile)	Museum	none detected			Innovar, 2011
88	18-CT2-1	Aug-10	white surfacing (ceiling tile)	Museum	none detected			Innovar, 2011
89	18-CT2-2	Aug-10	Gray ceiling tile (ceiling tile)	Museum	none detected			Innovar, 2011
90	19-W1-1	Aug-10	black woven covering (Wiring)	Museum	none detected			Innovar, 2011
91	20-W1-1	Aug-10	black woven covering (Wiring)	Museum	none detected			Innovar, 2011
92	13029.029-020513-01	Feb-13	12" Spline Ceiling Tile	Office Shack, Blacksmith Shop	none detected		Poor/Friable	Roades, 2013
93	13029.029-020513-02	Feb-13	12" Spline Ceiling Tile	Office Shack, Blacksmith Shop	none detected		Poor/Friable	Roades, 2013
94	13029.029-020513-03	Feb-13	12" Spline Ceiling Tile	Office Shack, Blacksmith Shop	none detected		Poor/Friable	Roades, 2013
95	13029.029-020513-04	Feb-13	Interior Plaster - Surface Coat	Office Shack, Blacksmith Shop	none detected		Poor/Friable	Roades, 2013
96	13029.029-020513-05	Feb-13	Interior Plaster - Surface Coat	Office Shack, Blacksmith Shop	2%	Chrysotile	Poor/Friable	Roades, 2013
97	13029.029-020513-06	Feb-13	Interior Plaster - Surface Coat	Office Shack, Blacksmith Shop	2%	Chrysotile	Poor/Friable	Roades, 2013
98	13029.029-020513-07	Feb-13	Interior Plaster - Surface Coat	Office Shack, Blacksmith Shop	none detected		Poor/Friable	Roades, 2013
99	13029.029-020513-08	Feb-13	Interior Plaster - Surface Coat	Office Shack, Blacksmith Shop	none detected		Poor/Friable	Roades, 2013
100	13029.029-020513-09	Feb-13	Interior Plaster - Surface Coat	Office Shack, Blacksmith Shop	none detected		Poor/Friable	Roades, 2013
101	13029.029-020513-10	Feb-13	Window Glazing	Reinforced Glass, Blacksmith Shop	none detected		Poor/Friable	Roades, 2013
102	13029.029-020513-11	Feb-13	Window Glazing	Reinforced Glass, Blacksmith Shop	none detected		Poor/Friable	Roades, 2013
103	13029.029-020513-12	Feb-13	Window Glazing	Reinforced Glass, Blacksmith Shop	none detected		Poor/Friable	Roades, 2013
104	13029.029-020513-13	Feb-13	Window Glazing	Clear Glass, Blacksmith Shop	2%	Chrysotile	Poor/Friable	Roades, 2013
105	13029.029-020513-14	Feb-13	Window Glazing	Clear Glass, Blacksmith Shop	none detected		Poor/Friable	Roades, 2013
106	13029.029-020513-15	Feb-13	Window Glazing	Clear Glass, Blacksmith Shop	none detected		Poor/Friable	Roades, 2013
107	13029.029-020513-16	Feb-13	Window Glazing	Wood Panes, Blacksmith Shop	<1%	Chrysotile	Poor/Friable	Roades, 2013
108	13029.029-020513-17	Feb-13	Window Glazing	Wood Panes, Blacksmith Shop	2%	Chrysotile	Poor/Friable	Roades, 2013

ID	Sample Number	Date	Description	Location	Percent Asbestos	Asbestos Type	Classification	Source
109	13029.029-020513-18	Feb-13	Window Glazing	Wood Panes, Blacksmith Shop	none detected		Poor/Friable	Roades, 2013
110	13029.029-020513-19	Feb-13	Gray Parapet Tar	Throughout Roof, Blacksmith Shop	10%	Chrysotile	Poor/Non-Friable	Roades, 2013
111	13029.029-020513-20	Feb-13	Gray Parapet Tar	Throughout Roof, Blacksmith Shop	10%	Chrysotile	Poor/Non-Friable	Roades, 2013
112	13029.029-020513-21	Feb-13	Gray Parapet Tar	Throughout Roof, Blacksmith Shop	10%	Chrysotile	Poor/Non-Friable	Roades, 2013
113	13029.029-020513-22	Feb-13	Black Roofing Tar	Throughout Roof, Blacksmith Shop	none detected		Poor/Non-Friable	Roades, 2013
114	13029.029-020513-23	Feb-13	Black Roofing Tar	Throughout Roof, Blacksmith Shop	none detected		Poor/Non-Friable	Roades, 2013
115	13029.029-020513-24	Feb-13	Black Roofing Tar	Throughout Roof, Blacksmith Shop	none detected		Poor/Non-Friable	Roades, 2013
116	13029.029-020513-25	Feb-13	Black Penetration Tar	Throughout Roof, Blacksmith Shop	none detected		Poor/Non-Friable	Roades, 2013
117	13029.029-020513-26	Feb-13	Black Penetration Tar	Throughout Roof, Blacksmith Shop	none detected		Poor/Non-Friable	Roades, 2013
118	13029.029-020513-27	Feb-13	Black Penetration Tar	Throughout Roof, Blacksmith Shop	none detected		Poor/Non-Friable	Roades, 2013
119	13029.029-020513-28	Feb-13	Gray Roofing Felt	Throughout Roof, Blacksmith Shop	none detected		Poor/Non-Friable	Roades, 2013
120	13029.029-020513-29	Feb-13	Gray Roofing Felt	Throughout Roof, Blacksmith Shop	none detected		Poor/Non-Friable	Roades, 2013
121	13029.029-020513-30	Feb-13	Gray Roofing Felt	Throughout Roof, Blacksmith Shop	none detected		Poor/Non-Friable	Roades, 2013
122	13029.029-020513-31	Feb-13	Black Parapet Tar	Throughout Roof, Blacksmith Shop	8%	Chrysotile	Poor/Non-Friable	Roades, 2013
123	13029.029-020513-32	Feb-13	Black Parapet Tar	Throughout Roof, Blacksmith Shop	none detected		Poor/Non-Friable	Roades, 2013
124	13029.029-020513-33	Feb-13	Black Parapet Tar	Throughout Roof, Blacksmith Shop	none detected		Poor/Non-Friable	Roades, 2013
125	13029.029-020513-34	Feb-13	Black Roofing Felt - Patching	Throughout Roof, Blacksmith Shop	none detected		Poor/Non-Friable	Roades, 2013
126	13029.029-020513-35	Feb-13	Black Roofing Felt - Patching	Throughout Roof, Blacksmith Shop	none detected		Poor/Non-Friable	Roades, 2013
127	13029.029-020513-36	Feb-13	Black Roofing Felt - Patching	Throughout Roof, Blacksmith Shop	none detected		Poor/Non-Friable	Roades, 2013
128	13029.029-020513-34a	Feb-13	Black Roofing Felt - Patching	Throughout Roof, Blacksmith Shop	none detected		Poor/Non-Friable	Roades, 2013
129	13029.029-020513-35a	Feb-13	Black Roofing Felt - Patching	Throughout Roof, Blacksmith Shop	none detected		Poor/Non-Friable	Roades, 2013
130	13029.029-020513-36a	Feb-13	Black Roofing Felt - Patching	Throughout Roof, Blacksmith Shop	none detected		Poor/Non-Friable	Roades, 2013
131	13029.029-020513-37	Feb-13	Window Glazing	Plastic Panes, Blacksmith Shop	2%	Chrysotile	Poor/Friable	Roades, 2013
132	13029.029-020513-38	Feb-13	Window Glazing	Plastic Panes, Blacksmith Shop	3%	Chrysotile	Poor/Friable	Roades, 2013
133	13029.029-020513-39	Feb-13	Window Glazing	Plastic Panes, Blacksmith Shop	3%	Chrysotile	Poor/Friable	Roades, 2013

Appendix D
Photograph Log

Photographic Log



Figure 1 Power House



Figure 2 Interior of Power House



Figure 3 Interior of Power House



Figure 4 Interior of Power House

Appendix E
Certifications

CERTIFICATE OF TRAINING

EPA/AHERA Training Program

This is to certify that



STEVEN GUTIERREZ

NM. D.L. 121 014 475

Has completed 4 hours of training and PASSED the test required by Section 206 of TSCA Title II and in accordance with LOUISIANA STATE ASBESTOS REGULATIONS entitled,

ASBESTOS BUILDING INSPECTOR REFRESHER

PRESENTED BY

Mendez Environmental™
1005 Veterans Mem Blvd
Suite, 101
Kenner, LA 70062
Tel: (504) 468-8868



IN COLLABORATION WITH
DC Environmental
P.O. Box 9315
Albuquerque, NM 87119
Tel: (505) 869-8000
www.dcenvironmental.net



Director:

Rodolfo G. Mendez

NM Program Manager:

David Charlesworth

Course Date: 09-08-2015
Certificate Number: AS0915KNMPSG17349

Test Date: 09-08-2015 Grade: **PASS**
Expiration Date: 09-08-2016

CERTIFICATE OF TRAINING

EPA/AHERA Training Program



This is to certify that

MICHAEL NIEMAN

NM. DL. 006 087 493

Has completed 4 hours of training and **PASSED** the test required by Section 206 of TSCA Title II and in accordance with **LOUISIANA STATE ASBESTOS REGULATIONS** entitled,


ASBESTOS BUILDING INSPECTOR REFRESHER

PRESENTED BY
Mendez Environmental™
1005 Veterans Mem Blvd
Suite, 101
Kenner, LA 70062
Tel: (504) 468-8858



IN COLLABORATION WITH

DC Environmental
P.O. Box 9315
Albuquerque, NM 87119
Tel: (505) 869-8000
www.dcenvironmental.net



Director: 
Rodolfo G. Mendez

NM Program Manager: 
David Charlesworth

Course Date: 04-12-2016
Certificate Number: AS0416KNMPPMN17906

Test Date: 04-12-2016 Grade: **PASS**
Expiration Date: 04-12-2017

United States Environmental Protection Agency

This is to certify that



Michael Neiman

has fulfilled the requirements of the Toxic Substances Control Act (TSCA) Section 402, and has received certification to conduct lead-based paint activities pursuant to 40 CFR Part 745.226 as:

Inspector

In the Jurisdiction of:

New Mexico

This certification is valid from the date of issuance and expires September 25, 2017

NM-I-129246-1

Certification #


September 11, 2014

issued On

Adrienne Priselac, Manager, Toxics Office

Land Division






ASBESTOS AND LEAD BASED PAINT SURVEY
City of Albuquerque
Babbitt & Welding Shop Parcel 1
Albuquerque, NM



PREPARED FOR:
Intera, Inc.
6000 Uptown Blvd, Suite 220
Albuquerque, New Mexico 87110

PREPARED BY:
DC Environmental
PO Box 9315
Albuquerque, New Mexico 87119

November 23, 2016
Project No. 16-168



November 23, 2016
Project No. 16-168

Mr. Joe Tracy
Intera Inc.
6000 Uptown Boulevard, NE
Suite 200
Albuquerque, NM 87110

Subject: Asbestos and Lead Based Paint inspection of the Babbitt & Welding Shop Parcel 1 – City of Albuquerque Railyard

Dear Mr. Joe Tracy;

In accordance with our proposal, DC Environmental has performed asbestos and lead based paint inspections of the above-referenced facility, located at the City of Albuquerque Railyard, 1100 2nd St SW, Albuquerque, New Mexico. The attached report presents our methodology, findings, opinions, and recommendations regarding the survey.

Lead-based paint and lead containing materials were identified at the Babbitt & Welding Shop. Asbestos-containing materials were identified at the Babbitt & Welding Shop.

We appreciate the opportunity to be of service to you on this project. Should you have any questions regarding this report, please contact the undersigned at your convenience.

Sincerely,
ACME ENVIRONMENTAL INDUSTRIAL HYGIENE, INC.
dba DC Environmental

J. David Charlesworth, CIH
Certified Industrial
Hygienist

Karen Dremann, BS
Senior Scientist

Distribution: (2) Addressee

TABLE OF CONTENTS

Page

Contents

EXECUTIVE SUMMARY 4

1. INTRODUCTION 4

2. PURPOSE AND SCOPE OF SERVICES 5

3. SITE DESCRIPTION 5

4. ACTIVITIES 5

4.1. Asbestos-Containing Building Materials 6

4.2. Lead Based Paint Inspection 7

5. ANALYSES AND RESULTS 7

5.1. Table 1: Asbestos Sample Analysis 7

5.2. Table 2: Lead Based Paint Chip Analysis 8

6. FINDINGS AND CONCLUSIONS 8

6.1. Asbestos Sampling Analysis 8

6.2. Lead Based Paint Analysis 9

7. RECOMMENDATIONS 10

Table

Table 1. Asbestos Lab Results

Table 2. Lead Based Paint Chip Analysis

Appendices

Appendix A. Asbestos Laboratory Analysis Results

Appendix B. XRF Lead Measurements Table

Appendix C. Asbestos and LBP Data

Appendix D. Lead Based Paint Chip Laboratory Analysis

Appendix E. Photographic Log

Appendix F. Certifications

EXECUTIVE SUMMARY

On October 25, 2016, DC Environmental performed an inspection of the Babbitt & Welding Shop located at the City of Albuquerque Railyard on 2nd Street in Albuquerque, New Mexico. The inspection was conducted in a response to a request to identify materials that may be impacted during future renovation or demolition activities. Previous sampling and analysis of building materials for lead had been conducted at the property by Innovar in 2011 and Rhoades in 2013. Previous sampling for asbestos had been conducted by Terracon in 2005, Innovar in 2011 and Rhoades in 2013 (See Appendix C). The focus of our inspection was to verify and determine the presence, location and quantity of asbestos remaining within the facility, and to establish the basis for the presence of lead containing finishes within the structure. The space is being evaluated for a confidential client and the concern is that existing materials may contain asbestos and lead in the finishes.

The inspection design was to conduct a room-by-room investigation for asbestos-containing building materials. Access the functional spaces, where appropriate; evaluate the exterior surfaces; and sample materials suspect for asbestos within the Babbitt & Welding Shop.

Asbestos-containing building materials are those containing greater than one percent asbestos as determined by polarized light microscopy. Asbestos has been identified at the Babbitt and Welding Shop in the: **interior window putty (Babbitt Shop) and the roofing material/black tar (Babbitt Shop).**

Lead-based paint is defined as coatings containing surface area lead of 1.0 milligrams per square centimeter (1.0 mg/cm²) when evaluated by X-Ray Fluorescence. Lead based paint is further defined if laboratory analysis determines the lead content to be one half (0.5 %) percent by weight or greater. The lead inspection of the facility was conducted using an X-Ray Fluorescence (XRF) handheld instrument of select components or areas. The inspector did identify painted surfaces with excess lead above the stated regulatory limit. Lead-based paint surfaces for the Babbitt Shop included: **red interior floor paint on concrete, black metal paint on compressed air pipe, gray paint on interior metal door and header and rust color paint on metal exterior flashing.** Lead-based paint surfaces for the Welding Shop included: **off white paint on metal window mullion, orange paint on exterior metal pipe, red paint on metal door and frame, green paint on metal door frame, gray paint on interior concrete walls, red/rust paint on metal window frame and white/brown paint on metal door header.**

Lead-containing materials are those with detectable levels of lead in the materials however not at levels above 1.0 mg/cm². Lead containing materials **were** identified at the Babbitt & Welding Shop (see Appendix B XRF Lead Measurements). Individuals bidding for work should be aware of the presence of lead when performing demolition and renovation activities involving these items.

1. INTRODUCTION

In accordance with our proposal, DC Environmental has performed an investigation of the Babbitt & Welding Shop located at the City of Albuquerque Railyard in Albuquerque, New Mexico.

The inspection was conducted in a response to a request to have building materials evaluated for

future renovation or demolition activities. The focus of our inspection was to determine the presence, location and quantity of asbestos and lead based paint present within the facility. The building is being inspected for a confidential client and the concern is that existing materials may contain asbestos in building materials and lead in the painted finishes.

This report has been prepared in accordance with generally accepted environmental science and engineering practices. This report is based upon conditions at the subject building at the time of the sampling activities and provides documentation of our findings and recommendations.

2. PURPOSE AND SCOPE OF SERVICES

The inspection design was to conduct a room-by-room investigation and assess the facility for the presence of asbestos-containing building materials, and lead-based paint. The inspection included a quantitative determination of the asbestos and lead content within the structure.

The objective of this inspection was to perform the requisite sampling and present the findings along with any recommendations. The services performed by DC Environmental are outlined below.

- A reconnaissance of the area was conducted by Mr. David Charlesworth, CIH, and Mr. Steven Gutierrez both accredited Asbestos Building Inspectors. Mr. Charlesworth is a Certified Lead Risk Assessor and Mr. Gutierrez is a Certified Lead Inspector.
- Sampling was conducted using several different types of inspection tools and laboratory techniques including Polarized Light Microscopy and X-Ray Fluorescence.
- Report preparation summarizing our sampling methods and laboratory analysis are included. This report further details our conclusions and recommendations for the project.

3. SITE DESCRIPTION

The subject site consists of one structure, the Babbitt & Welding Shop.

The Babbitt & Welding Shop

The Babbitt & Welding Shop consists of a multiple buildings connected together. The Babbitt and Welding Shops were speculated to be separate buildings which were adjoined with a common wall and roof to create a single building. The floor was concrete with some painted identifying marks. The walls are concrete with metal windows. The original walls had a black painted lower three foot section and the upper walls were gray or white. The roofing system varied from concrete to a deteriorating wooden roof connecting the two sections. Exterior materials included concrete and wood. Roofing atop the concrete sections appeared to be gravel and tar over felt paper.

4. ACTIVITIES

DC Environmental conducted an asbestos-containing building materials inspection and a lead-based paint investigation on October 25, 2016 of the Babbitt & Welding Shop. Analysis of the interior and exterior painted surfaces incorporated the use of an X-Ray Fluorescence Device. The Radiation Monitoring Device (RMD) LPA-1 X-Ray Fluorescence device was used to measure the lead content of surface coatings on representative homogenous components. Multiple XRF readings were recorded.

The site sampling activities are described below.

4.1. Asbestos-Containing Building Materials

Mr. David Charlesworth, CIH, and Mr. Steven Gutierrez conducted a visual inspection for asbestos-containing building materials at the above referenced building. Mr. Gutierrez collected fifteen (15) samples that were tested for asbestos using Polarized Light Microscopy and stereomicroscopy bulk asbestos analysis. Analysis was conducted by Crisp Analytical, LLC of Carrollton, Texas. Crisp Analytical is an accredited laboratory and recognized by the National Voluntary Laboratory Accreditation Program.

A very limited asbestos survey was conducted in 2005 Terracon of the Babbitt Shop window putty (See Appendix C). Asbestos sample results for the Babbitt Shop were identified in the previous surveys. Less than 1% chrysotile asbestos was identified in the window putty in the Babbitt Shop based upon previous sampling. Samples analyzed by this survey identified the following materials as asbestos-containing material:

Babbitt Shop:

- Roofing Material/black weathered tar
- Window putty (was confirmed to be trace amount of asbestos)

The Environmental Protection Agency has established terminology regarding asbestos and specifically asbestos-containing building materials. Material which is friable are those materials which can be crushed, crumbled or reduced to powder by hand pressure. Non-friable materials are further characterized as Category I Non-Friable or Category II Non-Friable. Category I Non Friable includes four specific items: Packings, Gaskets, Resilient Flooring and Asphalt Roofing. Category II Non-Friable is everything else which cannot be crumbled or pulverized by hand pressure. These items include materials of drywall systems, plasters, asbestos-containing cements (Transite[®]) and other materials declared non-friable by the asbestos inspector.

The EPA then clarifies that certain materials are Regulated Asbestos Containing Materials (RACM) and these include the following four designations:

- Friable materials;
 - Category I Non-Friable Materials which have become friable;
 - Category I Non-Friable Materials which have been subject to sanding, grinding, cutting and abrading; and
 - Category II Non-friable materials which will be, or have been, subject to force during demolition or renovation.
-
- Regulated Asbestos Containing Materials were present within the structure. Regulated materials within the Babbitt Shop and Welding Shop buildings include, but are not limited to: **roofing material/black weathered tar and window putty.**

4.2. Lead Based Paint Inspection

The presence of lead based paint was assessed in substantial compliance with the Housing and Urban Development guidelines. DC Environmental conducted a lead-based surface coating screening survey of the interior and exterior of the property to generally identify building components coated with lead. The survey consisted of testing the lead concentrations of each of the accessible surfaces. Previous lead based paint surveys were also conducted in 2011 and 2013 (See Appendix C). Lead based paint survey results for the Babbitt and Welding Shop were not identified in the previous surveys.

To complete the survey, an X- Ray Fluorescence device was used to perform the lead based paint inspection. The Radiation Monitoring Device (RMD) LPA-1 X-Ray Fluorescence device is capable of detecting lead in lead-based paint. The determination of lead in paint is defined as a surface content of at least 1.0 milligrams per square centimeter. If the readings were between the 0.9 to 1.0 mg/cm² range, then the readings are declared as either lead-based paint or lead-containing materials and sampling is recommended.

Surfaces that were tested with the XRF device included, but were not limited to the following: doors, ceiling, painted walls, structural steel support, painted door components, roof components, ventilation duct, gates, and framing.

To determine the wall designations, the front entry off the street or primary doorway is the A wall and interior in a clockwise direction are the B, C and D walls respectively. Exterior walls are similar in the designations.

The XRF device recorded readings did indicate lead based paint in surfaces on the interior and exterior of architectural details and finishes. Please refer to the XRF readings in the appendix to this document.

In addition, bulk samples of paint chips were collected to verify the XRF readings. Lead based paint is further defined if laboratory analysis determines the lead content to be one half (0.5 %) percent by weight or greater when analyzed by Flame Atomic Absorption.

5. ANALYSES AND RESULTS

The results of samples and analysis are presented in the following tables. Copies of the laboratory analytical results are included in the appendix to this document.

5.1. Table 1: Asbestos Sample Analysis

Sample #	Babbitt & Welding Shop Analyst physical description of subsample	Asbestos Type/calibrated/Visual estimate percent
16-168-100	Interior concrete wall gray paint Welding shop	ND
16-168-101	Interior concrete wall gray paint Welding shop	ND
16-168-102	Interior concrete wall gray paint Welding shop	ND

16-168-103	Interior Window putty Welding shop	ND
16-168-104	Interior Window putty Welding shop	ND
16-168-105	Interior Window putty Welding shop	ND
16-168-106	Black felt between braided windows Babbitt shop	ND
16-168-107	Black felt between braided windows Babbitt shop	ND
16-168-108	Black felt between braided windows Babbitt shop	ND
16-168-109	Interior concrete wall red paint Babbitt shop	ND
16-168-110	Interior window putty Babbitt shop	0.50% Chrysotile (PC)
16-168-111	Roofing material Babbitt shop	7% Chrysotile
16-168-112	Roofing felt underneath drip edge flashing Babbitt	ND
16-168-113	Roofing felt wood roof Welding shop	ND
16-168-114	Roofing material Welding shop	ND
16-168-115	Roofing felt Welding shop	ND

ND – None Detected

PC – Point Counted

5.2. Table 2: Lead Based Paint Chip Analysis

Sample #	Babbitt & Welding Shop Analyst physical description of subsample	Lead Based Paint Percent by Weight
16-168-1000	Lower Concrete C-Wall Welding Shop Dark Gray Paint	0.019%
16-168-1001	Upper Concrete D-Wall Welding Shop Light Gray Paint	0.043%
16-168-1002	Exterior Concrete A-Wall Welding Shop Brown Paint	0.0067%
16-168-1003	A-1 Door Frame Silver Paint Babbitt Shop	2.7%
16-168-1004	Red Painted flooring from Babbitt Shop	0.10%

6. FINDINGS AND CONCLUSIONS

The findings of this inspection are based on our visual observations and analysis of the measurements collected from the facility. Our findings are presented below.

6.1 Asbestos Sampling Analysis

The current visual inspection and sampling of building materials revealed no previously undocumented sources of asbestos-containing building materials. Asbestos-containing building

materials **were** identified in the Babbitt & Welding Shop. Asbestos was detected at the Babbitt and Welding Shop, in the: **roofing material/black weathered tar and window putty.**

Materials reported by Crisp Analytical Laboratory as asbestos-containing material are those materials with greater than one percent asbestos content by Polarized Light Microscopy. Materials with one percent asbestos were further characterized by the Point Count Method. The verification by Point Count Method using PLM determines if the material may be disposed as municipal waste and not as Regulated Asbestos Waste under the New Mexico Solid Waste Regulations.

Fifteen (15) suspected asbestos samples included one (1) sample layer that were shown to contain greater than one percent asbestos. Should demolition of the structures be planned, the materials would be considered Regulated Asbestos Containing Materials and Regulated Asbestos Waste by the New Mexico Solid Waste Regulations

6.2 Lead Based Paint Analysis

DC Environmental conducted a lead-based surface coating inspection of the interior and exterior of the property to generally identify building components coated with or containing lead. The survey consisted of testing the lead concentrations of over the majority of the interior and exterior surfaces.

During the survey, testing combinations in representative room equivalents were sampled by X-Ray Fluorescence (XRF) in substantial compliance with the XRF protocols established by EPA and presented as guidance in the Housing and Urban Development (HUD) publications. Performance of this survey is consistent and in substantial compliance with the documented methodologies identified by EPA and HUD.

Based on the readings from the XRF devices materials at the Babbitt & Welding Shop were considered painted with Lead-based Paint (LBP). Lead-based paint surfaces for the Babbitt Shop included: **red interior floor paint on concrete, black metal paint on compressed air pipe, gray paint on interior metal door and header and rust color paint on metal exterior flashing.** Lead-based paint surfaces for the Welding Shop included: **off white paint on metal window mullion, orange paint on exterior metal pipe, red paint on metal door and frame, green paint on metal door frame, gray paint on interior concrete walls, red/rust paint on metal window frame and white/brown paint on metal door header.**

Lead-Based Paint (LBP) is defined by HUD and the EPA as paint containing lead in amounts greater than or equal to 1.0 mg/cm² lead when analyzed by XRF or greater than 5000 parts per million or 0.5 percent by weight when analyzed by Flame Atomic Absorption.

There are materials in this building though, that are considered "lead-containing". Those materials are listed in Appendix B, XRF Lead Measurements. Contractors should follow the elements of the standard promulgated by the Occupational Safety and Health Administration. The Lead in Construction Standard 29 CFR 1926.62 applies to exposures to materials containing lead. Lead containing materials **were** identified in the Babbitt & Welding Shop (see Appendix B XRF Lead Measurements). Individuals bidding for work should be aware of the presence of lead when performing demolition and renovation activities involving these items.

7. RECOMMENDATIONS

Based on our visual observations and the laboratory results, DC Environmental recommends the following:

- Select materials containing asbestos have been identified in the facility. Asbestos is present in the above identified materials. The materials containing asbestos will require abatement before substantial renovation or demolition can commence. The roofing materials are asbestos-containing. Window putty is less than one percent asbestos. This window putty material is recommended to be handled by trained individuals.
- The Lead-based Paint inspection **did** identify “lead-based paint” at the Babbitt & Welding Shop. Lead-containing items **were** also identified at the Babbitt & Welding Shop. Refer to Appendix B, XRF Lead Measurements. These materials are regulated by OSHA in regards to those individuals which could be exposed during repair, renovation or demolition. It is recommended to have trained professionals in the OSHA Lead Construction standard handle the lead-based paint and lead-containing materials during disturbance of the material. At the conclusion of the construction activities we recommend a Lead Risk Assessment to include soil testing and settled dust be performed. A Lead Risk Assessment is recommended for this property based on the age and that children **may** expected to be present. A Risk Assessment should be conducted at the conclusions of operations to repair, renovate or abate the lead based coating.

We appreciate the opportunity to provide sampling and inspection of this area. Should you have additional questions, or if conditions change substantially, please contact us at your earliest convenience.

Sincerely,

DC Environmental
David Charlesworth
Certified Industrial Hygienist

LIMITATIONS

The environmental services described in this report have been conducted in general accordance with current regulatory guidelines and the standard-of-care exercised by environmental consultants performing similar work in the project area. No warranty, expressed or implied, is made regarding the professional opinions presented in this report. Variations in site conditions may exist and conditions not observed or described in this report may be encountered during subsequent activities.

The environmental interpretations and opinions contained in this report are based on the results of instrumentation, laboratory tests and/or analyses Acme Environmental Industrial Hygiene, Inc. dba DC Environmental, has no involvement in, or control over, such equipment, testing and/or analysis. Acme Environmental Industrial Hygiene, Inc, therefore, disclaims responsibility for any inaccuracy in such laboratory results.

Our conclusions, recommendations, and opinions are based on an analysis of the observed site conditions. It should be understood that the conditions of a site could change with time as a result of natural processes or the activities of man at the subject site or nearby sites. In addition, changes to the applicable laws, regulations, codes, and standards of practice may occur due to government action or the broadening of knowledge. The findings of this report may, therefore, be invalidated over time, in part or in whole, by changes over which Acme Environmental Industrial Hygiene, Inc., has no control.

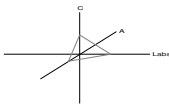
This document is intended to be used only in its entirety. No portion of the document, by itself, is designed to completely represent any aspect of the project described herein. Acme Environmental Industrial Hygiene, Inc., should be contacted if the reader requires any additional information, or has questions regarding content, interpretations presented, or completeness of this document.

This report is intended exclusively for use by the client. Any use or reuse of the findings, conclusions, and/or recommendations of this report by parties other than the client is undertaken at said parties' sole risk.

Appendix A
Asbestos Laboratory Results

CA Labs
Dedicated to
Quality

Crisp Analytical, L.L.C.
1929 Old Denton Road
Carrollton, TX 75006
Phone 972-242-2754
Fax 972-242-2798



CA Labs, L.L.C.
12232 Industriplex, Suite 32
Baton Rouge, LA 70809
Phone 225-751-5632
Fax 225-751-5634

Materials Characterization - Bulk Asbestos Analysis

Laboratory Analysis Report - Polarized Light

DC Environmental

PO Box 9315
Albuquerque, NM 87119

Attn: David Charlesworth

Customer Project: DCE 16-168, Rail yard parcel 1 Babbitt Shop And We
Reference #: CAL16117600JE **Date:** 11/16/2016

Analysis and Method

Summary of polarizing light microscopy (PLM / Stereomicroscopy bulk asbestos analysis) using the methods described in 40CFR Part 763 Appendix E to Subpart E (Interim and EPA 600 / R-93 / 116 (Improved). The sample is first viewed with the aid of stereomicroscopy. Numerous liquid slide preparations are created for analysis under the polarized microscope where identifications and quantifications are performed. Calibrated liquid refractive oils are used as liquid mounting medium. These oils are used for identification (dispersion staining). A calibrated visual estimation is reported, should any asbestiform mineral be present. Other techniques such as acid washing are used in conjunction with refractive oils for detection of smaller quantities of asbestos. All asbestos percentages are based on calibrated visual estimation traceable to NIST standards for regulated asbestos. Traceability to measurement and calibration is achieved by using known amounts and types of asbestos from standards where analyst and laboratory accuracy are measured. As little as 0.001% asbestos can be detected in favorable samples, while detection in unfavorable samples may approach the detection limit of 0.50% (well above the laboratory definition of trace).

Discussion

Vermiculite containing samples may have trace amounts of actinolite-tremolite, where not found by PLM should be analyzed using TEM methods and / or water separation techniques. Suspected actinolite/vermiculite presence will be indicated through the sample comment section of this report.

Fibrous talc containing samples may even contain a related asbestos fiber known as anthophyllite. Under certain conditions the same fiber may actually contain both talc and anthophyllite (a phenomenon called intergrowth). Again, TEM detection methods are recommended. CA Labs PLM report comments will denote suspected amounts of asbestiform anthophyllite with talc, where further analysis is recommended.

Some samples (floor tiles, surfacings, etc.) may contain fibers too small to be detectable by PLM analysis and should be analyzed by TEM bulk protocols.

A "trace asbestos" will be reported if the analyst observes far less than 1% asbestos. CA Labs defines "trace asbestos" as a few fibers detected by the analyst in several preparations and will indicate as such under these circumstances.

Quantification of <1% will actually be reported as <=1% (allowable variance close to 1% is high). Such results are ideal for point counting, and the technique is mandatory for friable samples (NESHAP, Nov. 1990 and clarification letter 8 May 1991) under 1% percent asbestos and the "trace asbestos". **In order to make all initial PLM reports issued from CA Labs NESHAP compliant, all <1% asbestos results (except floor tiles) will be point counted at no additional charge.**

Qualifications

CA Labs is accredited by the National Voluntary Accreditation Program (NVLAP) for selected test methods for airborne fiber analysis (TEM), and for bulk asbestos fiber analysis (PLM). CA Labs is also accredited by AIHA LAP, LLC. in the PLM asbestos field of testing for Industrial Hygiene. All analysts have a college degree in a natural science (geology, biology, or environmental science) or are recognized by a state professional board in one of these disciplines. Extensive in-house training programs are used to augment education background of the analyst. The group leader of polarized light has received supplemental McCrone Research training for asbestos identification. Analysis performed at Crisp Analytical Labs, LLC 1929 Old Denton Road Carrollton, TX 75006

Dallas NVLAP Lab Code 200349-0 TEM/PLM TCEQ# T104704513-15-3 TDH 30-0235
AIHA LAP, LLC Laboratory #102929

CA Labs
Dedicated to
Quality

Crisp Analytical, L.L.C.

1929 Old Denton Road
 Carrollton, TX 75006
 Phone 972-242-2754
 Fax 972-242-2798

CA Labs, L.L.C.

12232 Industriplex, Suite 32
 Baton Rouge, LA 70809
 Phone 225-751-5632
 Fax 225-751-5634

Overview of Project Sample Material Containing Asbestos

Customer Project: DCE 16-168, Rail yard parcel 1 Babbitt Shop And Warehouse **CA Labs Project #:** CAL16117600JE

Sample #	Layer #	Analysts	Physical Description of Subsample	Asbestos type / calibrated visual estimate percent	List of Affected Building Material Types
16-168-110	110-1		Interior Window Putty/ tan caulking with debris	<1% Chrysotile	tan caulking with debris black weathered tar
16-168-111	111-1		Roofing Material/ black weathered tar	7% Chrysotile	

Dallas NVLAP Lab Code 200349-0 TEM/PLM TCEQ# T104704513-15-3 TDH 30-0235
AIHA LAP, LLC Laboratory #102929

Glossary of abbreviations (non-asbestos fibers and non-fibrous minerals):

ca - carbonate	pe - perlite	fg - fiberglass	pa - palygorskite (clay)
gypsum - gypsum	qu - quartz	mw - mineral wool	
bi - binder		wo - wollastinite	
or - organic		ta - talc	
ma - matrix		sy - synthetic	
mi - mica		ce - cellulose	
ve - vermiculite		br - brucite	
ot - other		ka - kaolin (clay)	

This report relates to the items tested. This report is not to be used by the customer to claim product certification, approval or endorsement by NVLAP, NIST, AIHA LAP, LLC, or any other agency of the federal government. This report may not be reproduced except in full without written permission from CA Labs. These results are submitted pursuant to CA Labs' current terms and sale, condition of sale, including the company's standard warranty and limitations of liability provisions and no responsibility or liability is assumed for the manner in which the results are used or interpreted. Unless notified in writing to return the samples covered by this report, CA Labs will store the samples for a period of ninety (90) days before discarding. A shipping or handling fee may be assessed for the return of any samples.

CA Labs
Dedicated to
Quality

Crisp Analytical, L.L.C.

1929 Old Denton Road
 Carrollton, TX 75006
 Phone 972-242-2754
 Fax 972-242-2798

CA Labs, L.L.C.

12232 Industriplex, Suite 32
 Baton Rouge, LA 70809
 Phone 225-751-5632
 Fax 225-751-5634

Polarized Light Asbestiform Materials Characterization

Customer Info: Attn: David Charlesworth
DC Environmental
 PO Box 9315
 Albuquerque, NM 87119

Phone # 505-869-8000
 Fax # 505-869-9453

Customer Project:
 DCE 16-168, Rail yard parcel
 1 Babbitt Shop And Welding
 Shop
Turnaround Time:
 5 Days

CA Labs Project #:
 CAL16117600JE
Date: 11/16/2016
Samples Received: 11/10/16 10:30am
Date Of Sampling: 10/25/2016
Purchase Order #:

Sample #	Com ment	Layer #	Analysts Subsample	Physical Description of	Homo- geneo us (Y/N)	Asbestos type / calibrated visual estimate percent	Non-asbestos fiber type / percent	Non-fibrous type / percent
16-168-100		100-1		Interior Concrete Wall Gray Paint/ gray surfaced gray plaster	n	None Detected		100% qu,bi,ca
16-168-101		101-1		Interior Concrete Wall Gray Paint/ gray surfaced gray plaster	n	None Detected		100% qu,bi,ca
16-168-102		102-1		Interior Concrete Wall Gray Paint/ gray surfaced gray plaster	n	None Detected		100% qu,bi,ca
16-168-103		103-1		Interior Window Putty/ gray caulking	y	None Detected		100% qu,bi,ca
16-168-104		104-1		Interior Window Putty/ gray caulking	y	None Detected		100% qu,bi,ca
16-168-105		105-1		Interior Window Putty/ gray caulking	y	None Detected		100% qu,bi,ca
16-168-106		106-1		Black Felt/ black felt	y	None Detected	100% sy	

Dallas NVLAP Lab Code 200349-0 TEM/PLM TCEQ# T104704513-15-3 TDH 30-0235

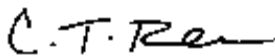
AIHA LAP, LLC Laboratory #102929

Analysis Method: Interim (40CFR Part 763 Appendix E to Subpart E) / Improved (EPA-600 / R-93/116). All samples received in good condition unless noted.
 Preparation Method: HCL acid washing for carbonate based samples, chemical reduction for organically bound components, oil immersion for

identification of asbestos types by dispersion attaining / becke line method.

ca - carbonate	mi - mica	fg - fiberglass	ce - cellulose
gypsum - gypsum	ve - vermiculite	mw - mineral wool	br - brucite
bi - binder	ot - other	wo - wollastinite	ka - kaolin (clay)
or - organic	pe - perlite	ta - talc	pa - palygorskite (clay)
ma - matrix	qu - quartz	sy - synthetic	

Approved Signatories:



Tanner Rasmussen
 Analyst



QAC
 Leslie Crisp, P.G.

Technical Manager
 Chad Lytle

1. Fire Damage significant fiber damage - reported percentages reflect unaltered fibers
2. Fire Damage no significant fiber damages effecting fibrous percentages
3. Actinolite in association with Vermiculite
4. Layer not analyzed - attached to previous positive layer and contamination is suspected
5. Not enough sample to analyze

6. Anthophyllite in association with Fibrous Talc
7. Contamination suspected from other building materials
8. Favorable scenario for water separation on vermiculite for possible analysis by another method
9. < 1% Result point counted positive
10. TEM analysis suggested

CA Labs
Dedicated to
Quality

Crisp Analytical, L.L.C.
 1929 Old Denton Road
 Carrollton, TX 75006
 Phone 972-242-2754
 Fax 972-242-2798

CA Labs, L.L.C.
 12232 Industriplex, Suite 32
 Baton Rouge, LA 70809
 Phone 225-751-5632
 Fax 225-751-5634

Polarized Light Asbestiform Materials Characterization

Customer Info: Attn: David Charlesworth
DC Environmental
 PO Box 9315
 Albuquerque, NM 87119

Customer Project:
 DCE 16-168, Rail yard parcel
 1 Babbitt Shop And Welding
 Shop
Turnaround Time:
 5 Days

CA Labs Project #:
 CAL16117600JE
Date: 11/16/2016
Samples Received: 11/10/16 10:30am
Date Of Sampling: 10/25/2016
Purchase Order #:

Phone # 505-869-8000
 Fax # 505-869-9453

Sample #	Com ment	Layer #	Analysts Subsample	Physical Description of	Homo-geneous (Y/N)	Asbestos type / calibrated visual estimate percent	Non-asbestos fiber type / percent	Non-fibrous type / percent
----------	----------	---------	--------------------	-------------------------	--------------------	--	-----------------------------------	----------------------------

				106-2 tan mastic	y	None Detected		100% gy,bi
--	--	--	--	------------------	---	---------------	--	------------

16-168-107		107-1		Black Felt/ black felt	y	None Detected	100% sy	
------------	--	-------	--	------------------------	---	---------------	---------	--

				107-2 tan mastic	y	None Detected		100% gy,bi
--	--	--	--	------------------	---	---------------	--	------------

16-168-108		108-1		Black Felt/ black felt	y	None Detected	100% sy	
------------	--	-------	--	------------------------	---	---------------	---------	--

				108-2 tan mastic	y	None Detected		100% gy,bi
--	--	--	--	------------------	---	---------------	--	------------

				Interior Concrete Wall Red Paint/ pink surfaced gray				
16-168-109		109-1		plaster	n	None Detected		100% qu,bi,ca

				Interior Window Putty/ tan caulking with debris				
16-168-110		110-1			n	<1% Chrysotile		100% qu,bi,ca

Dallas NVLAP Lab Code 200349-0 TEM/PLM TCEQ# T104704513-15-3 TDH 30-0235

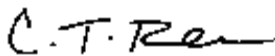
AIHA LAP, LLC Laboratory #102929

Analysis Method: Interim (40CFR Part 763 Appendix E to Subpart E) / Improved (EPA-600 / R-93/116). All samples received in good condition unless noted.

Preparation Method: HCL acid washing for carbonate based samples, chemical reduction for organically bound components, oil immersion for identification of asbestos types by dispersion attaining / becke line method.

ca - carbonate	mi - mica	fg - fiberglass	ce - cellulose
gypsum - gypsum	ve - vermiculite	mw - mineral wool	br - brucite
bi - binder	ot - other	wo - wollastinite	ka - kaolin (clay)
or - organic	pe - perlite	ta - talc	pa - palygorskite (clay)
ma - matrix	qu - quartz	sy - synthetic	

Approved Signatories:



Tanner Rasmussen
 Analyst



QAC
 Leslie Crisp, P.G.

Technical Manager
 Chad Lytle

1. Fire Damage significant fiber damage - reported percentages reflect unaltered fibers
2. Fire Damage no significant fiber damages effecting fibrous percentages
3. Actinolite in association with Vermiculite
4. Layer not analyzed - attached to previous positive layer and contamination is suspected
5. Not enough sample to analyze

6. Anthophyllite in association with Fibrous Talc
7. Contamination suspected from other building materials
8. Favorable scenario for water separation on vermiculite for possible analysis by another method
9. < 1% Result point counted positive
10. TEM analysis suggested

CA Labs
Dedicated to
Quality

Crisp Analytical, L.L.C.

1929 Old Denton Road
 Carrollton, TX 75006
 Phone 972-242-2754
 Fax 972-242-2798

CA Labs, L.L.C.

12232 Industrilex, Suite 32
 Baton Rouge, LA 70809
 Phone 225-751-5632
 Fax 225-751-5634

Polarized Light Asbestiform Materials Characterization

Customer Info: Attn: David Charlesworth
DC Environmental
 PO Box 9315
 Albuquerque, NM 87119

Phone # 505-869-8000
 Fax # 505-869-9453

Customer Project:
 DCE 16-168, Rail yard parcel
 1 Babbitt Shop And Welding
 Shop
Turnaround Time:
 5 Days

CA Labs Project #:
 CAL16117600JE
Date: 11/16/2016
Samples Received: 11/10/16 10:30am
Date Of Sampling: 10/25/2016
Purchase Order #:

Sample #	Com ment	Layer #	Analysts Subsample	Physical Description of	Homo- geneo us (Y/N)	Asbestos type / calibrated visual estimate percent	Non-asbestos fiber type / percent	Non-fibrous type / percent
Roofing Material/ black								
16-168-111		111-1		weathered tar	y	7% Chrysotile		93% qu,bi
Roofing Felt Underneath Drip								
16-168-112		112-1		Edge Flashing/ black felt	y	None Detected	36% ce	64% qu,bi
Roofing Felt Wood Roof/								
16-168-113		113-1		black tar and black felt	n	None Detected	37% ce	63% qu,bi
Roofing Material/ black tar								
16-168-114		114-1		Roofing Material/ black tar	y	None Detected		100% qu,bi
Roofing Felt/ black tar and								
16-168-115		115-1		black felt	n	None Detected	41% ce	59% qu,bi

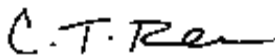
Dallas NVLAP Lab Code 200349-0 TEM/PLM TCEQ# T104704513-15-3 TDH 30-0235

AIHA LAP, LLC Laboratory #102929

Analysis Method: Interim (40CFR Part 763 Appendix E to Subpart E) / Improved (EPA-600 / R-93/116). All samples received in good condition unless noted.
 Preparation Method: HCL acid washing for carbonate based samples, chemical reduction for organically bound components, oil immersion for identification of asbestos types by dispersion attaining / becke line method.

ca - carbonate	mi - mica	fg - fiberglass	ce - cellulose
gypsum - gypsum	ve - vermiculite	mw - mineral wool	br - brucite
bi - binder	ot - other	wo - wollastinite	ka - kaolin (clay)
or - organic	pe - perlite	ta - talc	pa - palygorskite (clay)
ma - matrix	qu - quartz	sy - synthetic	

Approved Signatories:



Tanner Rasmussen
 Analyst



QAC
 Leslie Crisp, P.G.

Technical Manager
 Chad Lytle

1. Fire Damage significant fiber damage - reported percentages reflect unaltered fibers
 2. Fire Damage no significant fiber damages effecting fibrous percentages
 3. Actinolite in association with Vermiculite
 4. Layer not analyzed - attached to previous positive layer and contamination is suspected
 5. Not enough sample to analyze

6. Anthophyllite in association with Fibrous Talc
 7. Contamination suspected from other building materials
 8. Favorable scenario for water separation on vermiculite for possible analysis by another method
 9. < 1% Result point counted positive
 10. TEM analysis suggested

CA Labs
Dedicated to
Quality

Crisp Analytical, L.L.C.
1929 Old Denton Road
Carrollton, TX 75006
Phone 972-242-2754
Fax 972-242-2798

CA Labs, L.L.C.
12232 Industriplex, Suite 32
Baton Rouge, LA 70809
Phone 225-751-5632
Fax 225-751-5634

Polarized Light Asbestiform Materials Point Count
Laboratory Analysis Report - Point Count

Analysis and Method

Point counting was performed on a polarized light microscope with a calibrated reticle according to the revised NESHAP method of November 20, 1990 (Federal Register, V.55, N.224, 11/20/90). Original asbestos content of bulk materials was determined using procedures outlined in the interim method (40 CFR part 763, Appendix E to subpart E) and AHERA method (EPA-600/R-93/116). Samples were prepared using HCL acid washing for carbonate based samples, chemical reduction for organically bound components, oil immersion for identification of asbestos types by dispersion staining / becke line method.

Qualifications

CA Labs is accredited by the National Voluntary Accreditation Program (NVLAP) for selected test methods for airborne fiber analysis (TEM), and for bulk asbestos fiber analysis (PLM). CA Labs is also accredited by AIHA LAP, LLC. in the PLM asbestos field of testing for Industrial Hygiene. All analysts have a college degree in a natural science (geology, biology, or environmental science) or are recognized by a state professional board in one of these disciplines. Extensive in-house training programs are used to augment education background of the analyst. The group leader of polarized light has received supplemental McCrone Research training for asbestos identification. This report is not covered by the scope of NVLAP accreditation. Analysis performed at Crisp Analytical Labs, LLC 1929 Old Denton Road Carrollton, TX 75006

Customer Info: Attn: David Charlesworth

DC Environmental
PO Box 9315
Albuquerque, NM 87119

Phone # 505-869-8000
Fax # 505-869-9453

Customer Project:
DCE 16-168, Rail yard parcel
1 Babbitt Shop And Welding
Shop

Turnaround Time:
5 Days

CA Labs Project #:
CAL16117600JE

Date: 11/16/2016
Samples Received: 11/10/16 10:30am
Date Of Sampling: 10/25/2016
Purchase Order #:

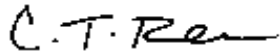
Sample #	Layer #	Analysts Physical Description of Subsample	Homo-geneous (Y/N)	Point Counted % / Asbestos Type
16-168-110	110-1	Interior Window Putty/ tan caulking with debris	n	0.50% Chrysotile

Dallas NVLAP Lab Code 200349-0 TEM/PLM TCEQ# T104704513-15-3 TDH 30-0235


AIHA LAP, LLC Laboratory #102929

This report relates to the items tested. This report is not to be used by the customer to claim product certification, approval or endorsement by NVLAP, NIST or any other agency of the federal government. This report may not be reproduced except in full without written permission from CA Labs. These results are submitted pursuant to CA Labs' current terms and sale, condition of sale, including the company's standard warranty and limitations of liability provisions and no responsibility or liability is assumed for the manner in which the results are used or interpreted. Unless notified in writing to return the samples covered by this report, CA Labs will store the samples for a period of ninety (90) days before discarding. A shipping or handling fee may be assessed for the return of any samples. *All samples received in good condition unless noted.*

Approved Signatories:




Tanner Rasmussen
Analyst



QAC
Leslie Crisp, P.G.

Technical Manager
Chad Lytle

CAC 16117600

 <p>DC Environmental Consulting and Training Services "Promoting Safety in the Workplace"</p> <p>DC Environmental PO Box 9315 Albuquerque, NM 87119</p> <p>Contact: J. David Charlesworth</p> <p>Phone: 505.869.8000 Fax: 505.869.9453</p> <p>E-mail: JDCharlesworthcih@gmail.com</p> <p>Site: City of Albuquerque (Intera)</p> <p>Site Location: Rail Yard Parcel I Babbitt Shop and Welding Shop</p> <p>Comments:</p>	PO / Job#: DCE 16-168 Date: 10/25/2016
	Turn Around Time: Same Day / 1Day / 2Day / 3Day / 4Day / 5Day
	<input type="checkbox"/> PCM: <input type="checkbox"/> NIOSH 7400A / <input type="checkbox"/> NIOSH 7400B <input type="checkbox"/> Rotometer
	<input checked="" type="checkbox"/> PLM: <input type="checkbox"/> Standard / <input type="checkbox"/> Point Count 400 - 1000 / <input type="checkbox"/> CARB 435
<input type="checkbox"/> TEM Air: <input type="checkbox"/> AHERA / <input type="checkbox"/> Yamate2 / <input type="checkbox"/> NIOSH 7402 <input type="checkbox"/> TEM Bulk: <input type="checkbox"/> Quantitative / <input type="checkbox"/> Qualitative / <input type="checkbox"/> Chatfield <input type="checkbox"/> TEM Water: <input type="checkbox"/> Potable / <input type="checkbox"/> Non-Potable / <input type="checkbox"/> Weight % <input type="checkbox"/> TEM Microvac: <input type="checkbox"/> Qual(+/-) / <input type="checkbox"/> D5755(str/area) / <input type="checkbox"/> D5756(str/mass)	
<input type="checkbox"/> IAQ Particle Identification (PLM LAB) <input type="checkbox"/> PLM Opaques/Soot <input type="checkbox"/> Particle Identification (TEM LAB) <input type="checkbox"/> Special Project	
<input type="checkbox"/> Metals Analysis: Method: _____ Matrix: _____ Analytes: _____	

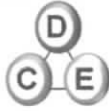
Sample ID	Date	Sample Location / Description / Task	FOR AIR SAMPLES ONLY				Sample Area / Air Volume
			Type	Time On/Off	Avg. LPM	Total Time	
16-168-100	10/25	Interior concrete wall gray paint Welding shop	A P C				
16-168-101	10/25	Interior concrete wall gray paint Welding shop	A P C				
16-168-102	10/25	Interior concrete wall gray paint Welding shop	A P C				
16-168-103	10/25	Interior Window putty Welding shop	A P C				
16-168-104	10/25	Interior Window putty Welding shop	A P C				
16-168-105	10/25	Interior Window putty Welding shop	A P C				
16-168-106	10/25	Black felt between braided windows Babbitt shop	A P C				
16-168-107	10/25	Black felt between braided windows Babbitt shop	A P C				
16-168-108	10/25	Black felt between braided windows Babbitt shop	A P C				
16-168-109	10/25	Interior concrete wall red paint Babbitt shop	A P C				

Sampled By: Steven Gutierrez

Shipped Via: Fed Ex DHL UPS US Mail Courier Drop Off Other:

Relinquished By: Steven Gutierrez Date / Time: 11/09/2016 5:00PM	Relinquished By: Date / Time:	Relinquished By: Date / Time:
Received By: <i>[Signature]</i> Date / Time: 11-10-16 10:30 AM	Received By: Date / Time:	Received By: Date / Time:
Condition Acceptable? <input type="checkbox"/> Yes <input type="checkbox"/> No	Condition Acceptable? <input type="checkbox"/> Yes <input type="checkbox"/> No	Condition Acceptable? <input type="checkbox"/> Yes <input type="checkbox"/> No

CAC 16117600



DC Environmental Consulting and Training Services

"Promoting Safety in the Workplace"

DC Environmental
PO Box 9315
Albuquerque, NM 87119

PO / Job#: DCE 16-168

Date : 10/25/2016

Site: City of Albuquerque (Intera)

Site Location: Rail Yard Parcel I Babbitt shop and Welding shop

Comments:

Contact:
J. David Charlesworth

Phone:
505.869.8000

Fax:
505.869.9453

E-mail:
JDCharlesworthcih@gmail.com

Continuation Sheet for Sample Chain of Custody

Sample ID	Date	Sample Location / Description / Task	FOR AIR SAMPLES ONLY				Sample Area / Air Volume
			Type	Time On/Off	Avg. LPM	Total Time	
16-168-110	10/25	Interior window putty Babbitt shop	A P C				
16-168-111	10/25	Roofing material Babbitt shop	A P C				
16-168-112	10/25	Roofing felt underneath drip edge flashing Babbitt shop	A P C				
16168-113	10/25	Roofing felt wood roof Welding shop	A P C				
16-168-114	10/25	Roofing material Welding shop	A P C				
16-168-115	10/25	Roofing felt Welding shop	A P C				
			A P C				
			A P C				
			A P C				
			A P C				
			A P C				
			A P C				
			A P C				
			A P C				
			A P C				

Sampled By: Steven Gutierrez

11-10-16 10:30 AM

Appendix B
XRF Lead Measurements

Project #: 16-168 Project Name: Babbitt Shop Date: 10-25-2016
 Address: City of Albuquerque Railyard
 Technician: D. Charlesworth and S. Gutierrez

	Time: _____	Unit # 1227			Results	Average
1		Cal.			1.0	
2		Cal.			1.0	
3		Cal.			1.0	1.0
4		Cal.			-0.1	
5		Cal			-0.1	
6		Cal.			-0.3	-0.2
XRF Test Number	Location / Room	Component - Designation	Component Number	Color	Substrate	Result / Reading mg/cm2
7	Exterior	A Wall		Off White	Concrete	-0.1
8	Exterior	B Wall		Off White	Concrete	0.2
9	Exterior	C Wall		Off-White	Concrete	-0.1
10	Exterior	D Wall		Peach	Concrete	0.4
11	Exterior	D Wall Center		Peach	Concrete	0.4
12	Exterior	Door	A-1	Cream/Black	Metal	-0.0
13	Exterior	Bollard	A-1	Yellow	Metal	-0.0
14	Exterior	Window	B-2	Cream	Metal	-0.1
15	Exterior	Window	B-2	Rust	Metal	-0.1
16	Exterior	Window	C-2	Cream	Metal	-0.1
17	Exterior	Door	C-1	Cream	Metal	0.2
18	Exterior	Bollard	C-1	Silver	Metal	0.1
19	Exterior	Window	D-1	Cream	Metal	-0.1
20	Interior	A Wall		Silver	Concrete	-0.1
21	Interior	A Wall Lower		Gray	Concrete	0.0
22	Interior	B Wall		Silver	Concrete	-0.1
23	Interior	B Wall Lower		Gray	Concrete	-0.0
24	Interior	B Wall Radiator Pipe		Lt. Gray	Metal	-0.0
25	Interior	C Wall		Silver	Concrete	-0.1
26	Interior	C Wall Middle		Black	Concrete	-0.0
27	Interior	C Wall Lower		Gray	Concrete	-0.0
28	Interior	D Wall Column		Silver	Concrete	-0.1
29	Interior	Floor		Red	Concrete	1.0

30	Interior	Floor		Red	Concrete	1.5
31	Interior	Floor		Red	Concrete	0.1
32	Interior	Major Concrete Truss	D-2	Silver	Concrete	-0.0
33	Interior	Minor Concrete Truss		Silver	Concrete	-0.2
34	Interior	Ceiling		Silver	Concrete	-0.3
35	Interior	Ceiling		Silver	Concrete	-0.0
36	Interior	Pipe-Compressed Air		Black	Metal	8.1
37	Interior	Pipe-Compressed Air		Black	Metal	>9.9
38	Interior	Door	A-1	Gray	Metal	1.0
39	Interior	Door Header		Gray	Metal	1.0
40	Exterior	A Wall Soffit		Brown	Concrete	0.1
41	Exterior	D Wall Soffit		Brown	Concrete	-0.1
42	Exterior	D Wall Flashing		Rust	Metal	1.0
43	Exterior	Vent Cover		Yellow	Metal	0.1
44	Exterior	Vent Cover		Yellow	Metal	-0.1
45	Exterior	D Wall Flashing		Rust	Metal	1.0
46	Exterior	Window Mullion	D-1	Yellow	Metal	0.5
	Time : ____				Results	Average
47		Post Cal.			1.0	
48		Post Cal.			1.0	
49		Post Cal.			1.0	1.0
50		Post Cal.			0.0	
51		Post Cal.			0.3	
52		Post Cal.			0.1	0.1

Project #: 16-168 Project Name: Welding Shop Date: 10-25-2016
 Address: City of Albuquerque Railyard
 Technician: D. Charlesworth and S. Gutierrez

		Time: <u>11:47</u>	Unit # 1401			Results	Average	
1		Cal.				1.0		
2		Cal.				1.0		
3		Cal.				1.0		1.0
4		Cal.				0.0		
5		Cal				-0.0		
6		Cal.				0.0		0.0
XRF Test Number	Location / Room	Component - Designation	Component Number	Color	Substrate	Result / Reading mg/cm2		
7	Exterior	A Wall		Cream	Concrete	-0.0		
8	Exterior	A Wall		White	Concrete	0.3		
9	Exterior	B Wall		Off-White	Concrete	-0.1		
10	Exterior	C Wall		Off-White	Concrete	-0.1		
11	Exterior	C Wall		Red	Concrete	-0.1		
12	Exterior	C Wall		Brown	Wood	-0.1		
13	Interior	B Wall		White	Concrete	-0.3		
14	Exterior	Door	A-2	White	Metal	-0.1		
15	Exterior	Window Mullion	A-3	Off-White	Metal	2.4		
16	Exterior	Window Mullion	A-6	Off-White	Metal	1.0		
17	Exterior	A Wall		Red	Wood	-0.2		
18	Exterior	Bollard	A-2	Yellow	Metal	-0.1		
19	Exterior	Door	B-1	Off-White/Rust	Metal	0.1		
20	Exterior	Orange Pipe		Orange	Metal	1.0		
21	Exterior	Pipe		Gray	Metal	-0.1		
22	Exterior	Pipe Stand		Yellow/Silver	Metal	0.3		
23	Exterior	Door	C-3	Red	Metal	>9.9		
24	Exterior	Door Frame	C-3	Red	Metal	2.3		
25	Exterior	Door Frame	C-2	Green	Metal	1.0		
26	Exterior	Door	C-2	Red	Metal	0.0		
27	Exterior	Door	C-1	Green	Metal	0.0		
28	Exterior	Door	C-1	Red	Metal	0.0		
29	Exterior	Door	C-1	Cream	Metal	0.4		

30	Interior	Door	B-1	Silver	Metal	0.3
31	Interior	A Wall		Red	Wood	0.1
32	Interior	A Wall Column		Gray	Concrete	-0.1
33	Interior	D Wall		Gray	Concrete	-0.2
34	Interior	C Wall		Gray	Concrete	-0.2
35	Interior	B Wall Upper		Gray	Concrete	-0.1
36	Interior	B Wall Lower		Gray	Concrete	1.7
37	Interior	A Wall Lower		Gray	Concrete	1.5
38	Interior	D Wall Lower		Gray	Concrete	1.8
39	Interior	C Wall Crane Beam		Black	Metal	-0.2
40	Exterior	Compressed Air Bracket		Black	Metal	0.0
41	Exterior	Compressed Air Bracket		Silver	Metal	-0.1
42	Exterior	Ceiling		Gray	Concrete	-0.1
43	Exterior	Ceiling		Gray	Concrete	-0.2
44	Exterior	Ceiling Joint		Gray	Concrete	-0.1
45	Exterior	Window Frame	C-3	Red/Rust	Metal	1.5
46	Exterior	Door Handle	A-2	White/Brown	Metal	2.2
47	Exterior	Door	A-2	Brown	Metal	0.4
48	Exterior	Soffit		Brown	Concrete	-0.2
49	Exterior	Flashing Drip Edge		Rust	Metal	0.3
50	Exterior	Flashing Drip Edge		Rust	Metal	0.4
		Time : <u>12:40</u>			Results	Average
51		Post Cal.			1.0	
52		Post Cal.			1.0	
53		Post Cal.			1.0	1.0
54		Post Cal.			-0.1	
55		Post Cal.			-0.2	
56		Post Cal.			-0.1	-0.1

APPENDIX C
Asbestos and LBP Data

ID	Read No/Sample ID	Lead	Units	LBP	Room Number	Building	Room Name	Wall	Structure	Location	Member	Mode	Substrate	Color	Location_2	Source
1	7	U.1	mg/cm ²		1	RailYards/Amtrak Office	Office	A	Window	Rgt	Sill	QVI	Wood	Brown	Interior	Imover, 2011
2	8	U.1	mg/cm ²		1	RailYards/Amtrak Office	Office	A	Window	Rgt	Sash	QVI	Wood	Brown	Interior	Imover, 2011
3	9	U.2	mg/cm ²		1	RailYards/Amtrak Office	Office	A	Window	Rgt	Lit casing	QVI	Wood	Brown	Interior	Imover, 2011
4	10	U.2	mg/cm ²		1	RailYards/Amtrak Office	Office	A	Wall	Lctr		QVI	Plaster	White	Interior	Imover, 2011
5	11	U.2	mg/cm ²		1	RailYards/Amtrak Office	Office	B	Wall	Uctr		QVI	Plaster	White	Interior	Imover, 2011
6	12	U	mg/cm ²		1	RailYards/Amtrak Office	Office	C	Door	ctr	Uctr	QVI	Steel	Brown	Interior	Imover, 2011
7	13	U	mg/cm ²		1	RailYards/Amtrak Office	Office	C	Door	ctr	Lit casing	QVI	Steel	Brown	Interior	Imover, 2011
8	14	U.2	mg/cm ²		1	RailYards/Amtrak Office	Office	B	Window	ctr	Sill	QVI	Wood	Brown	Interior	Imover, 2011
9	15	U.2	mg/cm ²		3	RailYards/Amtrak Office	Office	B	Window	ctr	Lit casing	QVI	Wood	Brown	Interior	Imover, 2011
10	16	U.2	mg/cm ²		3	RailYards/Amtrak Office	Office	B	Window	ctr	Sash	QVI	Wood	Brown	Interior	Imover, 2011
11	17	U	mg/cm ²		3	RailYards/Amtrak Office	Office	A	Wall	Lctr		QVI	Plaster	White	Interior	Imover, 2011
12	18	U.2	mg/cm ²		3	RailYards/Amtrak Office	Office	A	Wall	L Rgt		QVI	Plaster	White	Interior	Imover, 2011
13	19	U.2	mg/cm ²		3	RailYards/Amtrak Office	Office	D	Door	Rgt	U Rgt	QVI	Steel	Brown	Interior	Imover, 2011
14	20	U.1	mg/cm ²		3	RailYards/Amtrak Office	Office	D	Door	Rgt	Lit casing	QVI	Steel	Brown	Interior	Imover, 2011
15	21	U.1	mg/cm ²		4	RailYards/Amtrak Office	BreakRm	B	Chair rail	ctr		QVI	Wood	Brown	Interior	Imover, 2011
16	22	U.2	mg/cm ²		4	RailYards/Amtrak Office	BreakRm	B	Window	ctr	Lit casing	QVI	Wood	Brown	Interior	Imover, 2011
17	23	>99	mg/cm ²	Yes	4	RailYards/Amtrak Office	BreakRm	B	Wall	Lctr		QVI	Plaster	White	Interior	Imover, 2011
18	24	U.2	mg/cm ²		4	RailYards/Amtrak Office	BreakRm	C	Baseboard	ctr		QVI	Plaster	White	Interior	Imover, 2011
19	25	>99	mg/cm ²	Yes	4	RailYards/Amtrak Office	BreakRm	B	Wall	ULit		QVI	Plaster	White	Interior	Imover, 2011
20	26	>99	mg/cm ²	Yes	4	RailYards/Amtrak Office	BreakRm	B	Wall	L Rgt		QVI	Plaster	White	Interior	Imover, 2011
21	27	U.3	mg/cm ²		4	RailYards/Amtrak Office	BreakRm	C	Wall	Lctr		QVI	Drywall	White	Interior	Imover, 2011
22	28	U.2	mg/cm ²		3	RailYards/Amtrak Office	Office	B	Wall	Lctr		QVI	Plaster	White	Interior	Imover, 2011
23	29	>99	mg/cm ²	Yes	10	RailYards/Amtrak Office	Lobby	A	Wall	Lctr		QVI	Plaster	White	Interior	Imover, 2011
24	30	U.3	mg/cm ²		10	RailYards/Amtrak Office	Lobby	D	Wall	Lctr		QVI	Plaster	White	Interior	Imover, 2011
25	31	U.3	mg/cm ²		10	RailYards/Amtrak Office	Lobby	A	Window	ctr	Sash	QVI	Wood	Brown	Interior	Imover, 2011
26	32	>99	mg/cm ²	Yes	10	RailYards/Amtrak Office	Lobby	A	Column	ctr		QVI	Plaster	White	Interior	Imover, 2011
27	33	>99	mg/cm ²	Yes	10	RailYards/Amtrak Office	Lobby	A	Column	ctr		QVI	Plaster	White	Interior	Imover, 2011
28	34	1.1	mg/cm ²	Yes	12	RailYards/Amtrak Office	Hallway	B	Wall	Lctr		QVI	Plaster	White	Interior	Imover, 2011
29	35	>99	mg/cm ²	Yes	12	RailYards/Amtrak Office	Hallway	D	Wall	Lctr		QVI	Plaster	White	Interior	Imover, 2011
30	36	U.1	mg/cm ²		9	RailYards/Amtrak Office	Wm's Rm	D	Wall	Lctr		QVI	Plaster	White	Interior	Imover, 2011
31	37	U.1	mg/cm ²		9	RailYards/Amtrak Office	Wm's Rm	A	Wall	Lctr		QVI	Plaster	White	Interior	Imover, 2011
32	38	U.3	mg/cm ²		9	RailYards/Amtrak Office	Wm's Rm	B	Door	ctr	Lit casing	QVI	Wood	Brown	Interior	Imover, 2011
33	39	U.2	mg/cm ²		9	RailYards/Amtrak Office	Wm's Rm	B	Floor			QVI	Cement	Brown	Interior	Imover, 2011
34	40	U.1	mg/cm ²		11	RailYards/Amtrak Office	Number Only	C	Stairs	ctr	Ireads	QVI	Steel	Black	Interior	Imover, 2011
35	41	U.1	mg/cm ²		11	RailYards/Amtrak Office	Number Only	C	Stairs	ctr	Railing cap	QVI	Steel	Black	Interior	Imover, 2011
36	42	U.1	mg/cm ²		15	RailYards/Amtrak Office	Upstairs	C	Wall	Lctr		QVI	Plaster	White	Interior	Imover, 2011
37	43	U.2	mg/cm ²		15	RailYards/Amtrak Office	Upstairs	B	Wall	Lctr		QVI	Plaster	White	Interior	Imover, 2011
38	44	>99	mg/cm ²	Yes	15	RailYards/Amtrak Office	Upstairs	A	Wall	Lctr		QVI	Plaster	White	Interior	Imover, 2011
39	45	6.6	mg/cm ²	Yes	15	RailYards/Amtrak Office	Upstairs	A	Door	ctr	Uctr	QVI	Wood	White	Interior	Imover, 2011
40	46	U.3	mg/cm ²		15	RailYards/Amtrak Office	Upstairs	B	Wall	Lctr		QVI	Plaster	White	Interior	Imover, 2011

41	47	0.3	mg/cm2		1b	Railyards/Amtrak Office	Upstairs	A	Wall	Lctr		QVI	Plaster	White	Interior	Imovar, 2011
42	54	0.2	mg/cm2		1b	Railyards/Amtrak Office	IVuseum	A	Floor			QVI	Cement	Gray	Interior	Imovar, 2011
43	55	2.3	mg/cm2	Yes	1b	Railyards/Amtrak Office	IVuseum	A	Floor			QVI	Cement	White	Interior	Imovar, 2011
44	56	0.3	mg/cm2		1b	Railyards/Amtrak Office	IVuseum	A	Floor			QVI	Cement	White	Interior	Imovar, 2011
45	57	0.1	mg/cm2		1b	Railyards/Amtrak Office	IVuseum	D	Wall	Lctr		QVI	Cement	Gray	Interior	Imovar, 2011
46	58	0.2	mg/cm2		1b	Railyards/Amtrak Office	IVuseum	B	Wall	Lctr		QVI	Cement	Gray	Interior	Imovar, 2011

ID	Read No/Sample ID	Lead	Units	LBP	Room Number	Building	Room Name	Wall	Structure	Location	Member	Mode	Substrate	Color	Location_2	Source
47	59	0.1	mg/cm2		1b	Railyards/Amtrak Office	IVuseum	A	Wall	Lctr		QVI	Cement	Gray	Interior	Imovar, 2011
48	60	6.3	mg/cm2	Yes	1b	Railyards/Amtrak Office	IVuseum	A	Floor			QVI	Cement	Yellow	Interior	Imovar, 2011
49	61	0.1	mg/cm2		1b	Railyards/Amtrak Office	IVuseum	A	Lloor	ctr	Uctr	QVI	Steel	Green	Interior	Imovar, 2011
50	62	0.1	mg/cm2		1b	Railyards/Amtrak Office	IVuseum	A	Lloor	ctr	Uctr	QVI	Steel	Black	Interior	Imovar, 2011
51	63	0.5	mg/cm2		1b	Railyards/Amtrak Office	IVuseum	A	Lloor	ctr	Lit.casing	QVI	Steel	Black	Interior	Imovar, 2011
52	64	0.7	mg/cm2		1b	Railyards/Amtrak Office	IVuseum	A	Floor			QVI	Cement	Red	Interior	Imovar, 2011
53	65	1.8	mg/cm2	Yes	1	Railyards/Amtrak Office	Facility	B	Railing	ctr	Railing	QVI	Steel	Yellow	Exterior	Imovar, 2011
54	66	0.2	mg/cm2		1	Railyards/Amtrak Office	Facility	B	Lloor	ctr	Uctr	QVI	Steel	Red	Exterior	Imovar, 2011
55	67	0.1	mg/cm2		1	Railyards/Amtrak Office	Facility	D	Window	ctr	Sill	QVI	Wood	Black	Exterior	Imovar, 2011
56	68	0.2	mg/cm2		1	Railyards/Amtrak Office	Facility	D	Window	ctr	Sash	QVI	Wood	Black	Exterior	Imovar, 2011
57	69	0	mg/cm2		1	Railyards/Amtrak Office	Facility	C	Window	Rgt	Sill	QVI	Wood	Black	Exterior	Imovar, 2011
58	7	5	mg/cm2	Yes	1	IVanIVachineShop	Number Only	B	Column	ctr		QVI	Steel	Silver	Interior	Imovar, 2011
59	8	1.1	mg/cm2	Yes	1	IVanIVachineShop	Number Only	C	Lloor	ctr	Uctr	QVI	Steel	Silver	Interior	Imovar, 2011
60	9	2.2	mg/cm2	Yes	1	IVanIVachineShop	Number Only	C	Column	ctr		QVI	Steel	Silver	Interior	Imovar, 2011
61	10	0.1	mg/cm2		1	IVanIVachineShop	Number Only	A	Floor			QVI	Ceramic	Red	Interior	Imovar, 2011
62	11	1.8	mg/cm2	Yes	1	IVanIVachineShop	Number Only	B	UnitColumn	ctr		QVI	Steel	Silver	Interior	Imovar, 2011
63	12	0.7	mg/cm2		1	IVanIVachineShop	Number Only	B	Stairs	ctr	Ireads	QVI	Steel	Green	Interior	Imovar, 2011
64	13	1.9	mg/cm2	Yes	1	IVanIVachineShop	Number Only	D	Column	ctr		QVI	Steel	Silver	Interior	Imovar, 2011
65	14	5.4	mg/cm2	Yes	1	IVanIVachineShop	Number Only	D	CeilingBeam	Beam	ctr	QVI	Steel	Silver	Interior	Imovar, 2011
66	15	4.2	mg/cm2	Yes	1	IVanIVachineShop	Number Only	B	Column	ctr		QVI	Steel	Black	Exterior	Imovar, 2011
67	16	2.7	mg/cm2	Yes	1	IVanIVachineShop	Number Only	B	Stairs	ctr	Ireads	QVI	Wood	White	Interior	Imovar, 2011
68	1	3.4	mg/cm2	Yes		BoilerShop	Number Only	B	UnitColumn	ctr		QVI	Steel	Silver	Interior	Imovar, 2011
69	2	0.1	mg/cm2			BoilerShop	Number Only	A	Floor			QVI	Cement	Red	Interior	Imovar, 2011
70	3	3.2	mg/cm2	Yes		BoilerShop	Number Only	C	UnitColumn	ctr		QVI	Steel	Silver	Interior	Imovar, 2011
71	4	2.5	mg/cm2	Yes		BoilerShop	Number Only	A	Column	Lit		QVI	Steel	Silver	Interior	Imovar, 2011
72	5	0.3	mg/cm2			BoilerShop	Number Only	C	Lloor	Lit	Uctr	QVI	Steel	Silver	Interior	Imovar, 2011
73	1	1.1	mg/cm2	Yes		BlacksmithShop	Number Only	B	Column	ctr		QVI	Steel	Silver	Interior	Imovar, 2011
74	2	3.1	mg/cm2	Yes		BlacksmithShop	Number Only	C	Column	ctr		QVI	Steel	Silver	Interior	Imovar, 2011
75	3	2.1	mg/cm2	Yes		BlacksmithShop	Number Only	D	Wall	Lctr		QVI	Brick	Silver	Interior	Imovar, 2011
76	4	0.2	mg/cm2			BlacksmithShop	Number Only	D	Lloor	ctr	Uctr	QVI	Steel	Silver	Interior	Imovar, 2011
77	5	0.1	mg/cm2			BlacksmithShop	Number Only	D	Window	ctr	Part.Bead	QVI	Steel	Silver	Interior	Imovar, 2011
78	7	2.7	mg/cm2	Yes		BigNorthof Firehouse	Number Only	A	BigNorthof Firehouse	Lctr		QVI	Cement	Silver	Interior	Imovar, 2011
79	8	2.3	mg/cm2	Yes		BigNorthof Firehouse	Number Only	A	Window	ctr	Lit.casing	QVI	Steel	Silver	Interior	Imovar, 2011
80	9	5.6	mg/cm2	Yes		BigNorthof Firehouse	Number Only	A	Lloor	ctr	Uctr	QVI	Steel	Silver	Interior	Imovar, 2011

81	10	11	mg/m2	Yes		Big North of Firehouse	Number Only	A	Window	Cr	Hgt.casin	QVI	Steel	Silver	Interior	Imovar, 2011
82	11	24	mg/m2	Yes		Big North of Firehouse	Number Only	C	Frame	Cr		QVI	Steel	Silver	Interior	Imovar, 2011
83	12	11	mg/m2	Yes		Big North of Firehouse	Number Only	C	Wall	L Cr		QVI	Cement	Silver	Interior	Imovar, 2011
84	13	02	mg/m2			Big North of Firehouse	Number Only	D	Wall	L Cr		QVI	Cement	Silver	Interior	Imovar, 2011
85	1	11	mg/m2	Yes		Big South of Firehouse	Number Only	A	Wall	L Cr		QVI	Cement	White	Interior	Imovar, 2011
86	2	01	mg/m2			Big South of Firehouse	Number Only	B	Wall	L Cr		QVI	Cement	White	Interior	Imovar, 2011
87	3	0	mg/m2			Big South of Firehouse	Number Only	A	Door/Unit	Cr	Lit.casing	QVI	Cement	White	Interior	Imovar, 2011
88	4	11	mg/m2	Yes		Big South of Firehouse	Number Only	A	Column	Cr		QVI	Cement	Green	Interior	Imovar, 2011
89	5	12	mg/m2	Yes		Big South of Firehouse	Number Only	B	Wall	L Cr		QVI	Cement	Green	Interior	Imovar, 2011
90	6	05	mg/m2			Big South of Firehouse	Number Only	C	Door	Cr	U Cr	QVI	Cement	Green	Interior	Imovar, 2011
91	13029029-020513-01L	150	Hpm			Blacksmith Shop			Interior Walls	NW Corner			Paint	Silver		Rhoades, 2013
92	13029029-020513-02L	410	Hpm			Blacksmith Shop			Interior Walls	NE Corner			Paint	Silver		Rhoades, 2013

ID	Read No/Sample ID	Lead	Units	LBP	Room Number	Building	Room Name	Wall	Structure	Location	Member	Mode	Substrate	Color	Location_2	Source
93	13029029-020513-03L	100	ppm			Blacksmith Shop			Interior Walls	S/W Corner			Paint	Silver		Rhoades, 2013
94	13029029-020513-04L	150	ppm			Blacksmith Shop			Interior Walls	SE Corner			Paint	Silver		Rhoades, 2013
95	13029029-020513-05L	250	ppm			Blacksmith Shop			Overhead Piping				Paint	Red		Rhoades, 2013
96	13029029-020513-06L	260	ppm			Blacksmith Shop			Exterior Brck Walls		Imm		Paint	Rust		Rhoades, 2013
97	13029029-020513-07L	400	ppm			Blacksmith Shop			Interior Walls Office Shack				Paint	Green		Rhoades, 2013
98	13029029-020513-08L	250	ppm			Blacksmith Shop			Building	NW Corner			Surface Dust			Rhoades, 2013
99	13029029-020513-09L	400	ppm			Blacksmith Shop			Building	NE Corner			Surface Dust			Rhoades, 2013
100	13029029-020513-10L	100	ppm			Blacksmith Shop			Building	Center			Surface Dust			Rhoades, 2013
101	13029029-020513-11L	710	ppm			Blacksmith Shop			Building	S/W Corner			Surface Dust			Rhoades, 2013
102	13029029-020513-12L	900	ppm			Blacksmith Shop			Building	SE Corner			Surface Dust			Rhoades, 2013

ID	Sample Number	Date	Description	Location	Percent Asbestos	Asbestos Type	Classification	Source
1	577007-NB.NS.1	Sep-05	Silver glaze coating window pane	Boiler Shop, South Side	0%			Terracon, 2005
2	577007-NB.NS.2	Sep-05	Silver glaze coating window pane	Boiler Shop, South Side	0%			Terracon, 2005
3	577007-NB.NS.3	Sep-05	Silver glaze coating window pane	Boiler Shop, South Side	0%			Terracon, 2005
4	577007-NB.SS.4	Sep-05	Green painted window pane	Boiler Shop, South Side	0%			Terracon, 2005
5	577007-NB.SS.5	Sep-05	Green painted window pane	Boiler Shop, South Side	0%			Terracon, 2005
6	577007-NB.SS.6	Sep-05	Green painted window pane	Boiler Shop, North Side	0%			Terracon, 2005
7	577007-NB.NS.7	Sep-05	Silver glaze coating window pane	Boiler Shop, North Side	0%			Terracon, 2005
8	577007-NB.NS.8	Sep-05	Silver glaze coating window pane	Boiler Shop, North Side	0%			Terracon, 2005
9	577007-NB.NS.9	Sep-05	Silver glaze/black spray-on with pane	Boiler Shop, North Side	0%			Terracon, 2005
10	577007-NB.NS.10	Sep-05	Silver glaze/black spray-on with pane	Boiler Shop, North Side	0%			Terracon, 2005
11	577007-NB.NS.11	Sep-05	Silver glaze/black spray-on with pane	Boiler Shop, North Side	0%			Terracon, 2005
12	577007-SB.SS.F1.1	Sep-05	Silver glaze coating window pane	Main Machine Shop, South Side, First Floor	0%			Terracon, 2005
13	577007-SB.SS.F1.2	Sep-05	Glaze coating on window pane (silver/black)	Main Machine Shop, South Side, First Floor	0%			Terracon, 2005
14	577007-SB.SS.F1.3	Sep-05	Glaze coating on window pane (silver)	Main Machine Shop, South Side, First Floor	0%			Terracon, 2005
15	577007-SB.SS.F1.4	Sep-05	Glaze coating on window pane (silver)	Main Machine Shop, South Side, First Floor	0%			Terracon, 2005
16	577007-SB.SS.F1.5	Sep-05	Glaze coating on window pane (silver)	Main Machine Shop, South Side, First Floor	0%			Terracon, 2005
17	577007-SB.SS.F1.6	Sep-05	Glaze coating on window pane (silver)	Main Machine Shop, South Side, First Floor	0%			Terracon, 2005
18	577007-SB.SS.F1.7	Sep-05	Glaze coating on window pane (silver/green)	Main Machine Shop, South Side, First Floor	0%			Terracon, 2005
19	577007-SB.SS.F2.1	Sep-05	Glaze coating on window pane (beige/green)	Main Machine Shop, South Side, Second Floor	0%			Terracon, 2005
20	577007-SB.SS.F2.2	Sep-05	Glaze coating on window pane (tan/brown)	Main Machine Shop, South Side, Second Floor	0%			Terracon, 2005
21	577007-SB.SS.F2.3	Sep-05	Glaze coating on window pane (off-white)	Main Machine Shop, South Side, Second Floor	0%			Terracon, 2005
22	577007-SB.SS.F2.4	Sep-05	Glaze coating on window pane (grey/green)	Main Machine Shop, South Side, Second Floor	0%			Terracon, 2005
23	577007-SB.SS.F2.5	Sep-05	Glaze coating on window pane (off-white)	Main Machine Shop, South Side, Second Floor	0%			Terracon, 2005
24	577007-SB.SS.F2.6	Sep-05	Plaster over cc wall (grey with paint)	Main Machine Shop, South Side, Second Floor	0%			Terracon, 2005
25	577007-SB.SS.F2.7	Sep-05	Plaster over cc wall (grey with paint)	Main Machine Shop, South Side, Second Floor	0%			Terracon, 2005
26	577007-NB.SS.1	Sep-05	Window glazing (tan)	Boiler Shops, South Side	Trace <1%			Terracon, 2005
27	577007-NB.SS.2	Sep-05	Window glazing (tan)	Boiler Shops, South Side	2%	Chrysotile	Non-Friable	Terracon, 2005
28	577007-NB.SS.3	Sep-05	Window glazing (tan)	Boiler Shops, South Side	2%	Chrysotile	Non-Friable	Terracon, 2005
29	577007-NB.SS.01	Sep-05	Window glazing (beige)	Boiler Shops, South Side	Trace <1%	Chrysotile		Terracon, 2005
30	577007-NB.SS.02	Sep-05	Window glazing (beige)	Boiler Shops, South Side	Trace <1%	Chrysotile		Terracon, 2005
31	577007-NB.SS.03	Sep-05	Window glazing (beige)	Boiler Shops, South Side	Trace <1%	Chrysotile		Terracon, 2005
32	577007-NB.ES.01	Sep-05	Window glazing (beige)	Boiler Shops, East Side	Trace <1%	Chrysotile		Terracon, 2005
33	577007-NB.ES.02	Sep-05	Window glazing (beige)	Boiler Shops, East Side	Trace <1%	Chrysotile		Terracon, 2005

34	577007 -N.O.01	Sep-05	Outside shingle (red with granules)	Outside the Boiler Shop	0%			Terracon, 2005
35	577007-N.O.02	Sep-05	Outside shingle (red with granules)	Outside the Boiler Shop	0%			Terracon, 2005
36	577007-N.O.03	Sep-05	Outside shingle (red with granules)	Outside the Boiler Shop	0%			Terracon, 2005
37	577007-N.O.G.01	Sep-05	White insulation	100 ft North of CWE Storage Shed	NA			Terracon, 2005
38	577007-N.O.G.02	Sep-05	White insulation	100 ft North of CWE Storage Shed	NA			Terracon, 2005
39	577007-N.O.G.03	Sep-05	White insulation	100 ft North of CWE Storage Shed	NA			Terracon, 2005
40	577007 -NTE. WS-1	Sep-05	Transite pipe (grey)	Former Transformer Area, West Side	25%	Chrysotile	Friable	Terracon, 2005
41	577007 -NTE. WS-1	Sep-05	Transite pipe (grey)	Former Transformer Area, West Side	5%	Crocidolite		Terracon, 2005
42	577007 -NTE.ES-3	Sep-05	Transite pipe (grey)	Former Transformer Area	25%	Chrysotile	Friable	Terracon, 2005
43	577007 -NTE.ES-3	Sep-05	Transite pipe (grey)	Former Transformer Area	5%	Crocidolite		Terracon, 2005
44	577007-NTE.ES-1 (577007-NTE.NS-1??)	Sep-05	Transite pipe (grey)	Former Transformer Area	25%	Chrysotile	Friable	Terracon, 2005
45	577007-NTE.ES-1 (577007-NTE.NS-1??)	Sep-05	Transite pipe (grey)	Former Transformer Area	3%	Crocidolite		Terracon, 2005
46	577007-SWB.WW.01	Sep-05	Window putty/glazing (beige)	Babbitt Shop, West Wall	Trace <1%	Chrysotile		Terracon, 2005
47	577007-SWB.WW.02	Sep-05	Window putty/glazing (beige)	Babbitt Shop, West Wall	Trace <1%	Chrysotile		Terracon, 2005
48	577007-FH.01	Sep-05	Insulation/plaster over brick	Fire House	0%			Terracon, 2005
49	577007-FH.02	Sep-05	Insulation/plaster over brick	Fire House	0%			Terracon, 2005
50	577007-FH.03	Sep-05	Insulation/plaster over brick	Fire House	4%	Chrysotile	Friable	Terracon, 2005
51	577007-FH.04	Sep-05	Insulation/plaster over brick	Fire House	5%	Chrysotile	Friable	Terracon, 2005
52	01-DW1-1	Aug-10	off-white surfaced white compound (drywall)	Amtrack Office	none detected			Innovar, 2011
53	01-DW1-2	Aug-10	white drywall with brown paper (drywall)	Amtrack Office	none detected			Innovar, 2011
54	02-DW1-1	Aug-10	white surfaced white compound (drywall)	Amtrack Office	none detected			Innovar, 2011

ID	Sample Number	Date	Description	Location	Percent Asbestos	Asbestos Type	Classification	Source
55	03-DW1-1	Aug-10	white surfaced white compound (drywall)	Amtrack Office	none detected			Innovar, 2011
56	04-P1-1	Aug-10	white surfaced tan plaster (plaster)	Amtrack Office	none detected			Innovar, 2011
57	05-P1-1	Aug-10	white surfaced tan plaster (plaster)	Amtrack Office	none detected			Innovar, 2011
58	06-P1-1	Aug-10	white surfaced white compound (plaster)	Amtrack Office	none detected			Innovar, 2011
59	06-P1-2	Aug-10	tan plaster (plaster)	Amtrack Office	none detected			Innovar, 2011
60	07-CB1-1	Aug-10	pink cover base (cover base)	Amtrack Office	none detected			Innovar, 2011
61	07-CB1-2	Aug-10	tan mastic (cover base)	Amtrack Office	none detected			Innovar, 2011
62	07-CB1-3	Aug-10	white surfaced white compound (cover base)	Amtrack Office	none detected			Innovar, 2011
63	07-CB1-4	Aug-10	brown mastic (cover base)	Amtrack Office	<1%	Anthophyllite		Innovar, 2011
64	07-CB1-5	Aug-10	tan plaster (cover base)	Amtrack Office	none detected			Innovar, 2011
65	08-CB1-1	Aug-10	pink cover base (cover base)	Amtrack Office	none detected			Innovar, 2011
66	08-CB1-2	Aug-10	tan mastic (cover base)	Amtrack Office	none detected			Innovar, 2011

67	08-CB1-3	Aug-10	brown mastic (cover base)	Amtrack Office	<1%	Anthophyllite		Innovar, 2011
68	08-CB1-4	Aug-10	tan plaster (cover base)	Amtrack Office	none detected			Innovar, 2011
69	09-CB1-1	Aug-10	pink cover base (cover base)	Amtrack Office	none detected			Innovar, 2011
70	09-CB1-2	Aug-10	tan mastic (cover base)	Amtrack Office	none detected			Innovar, 2011
71	09-CB1-3	Aug-10	brown mastic (cover base)	Amtrack Office	<1%	Anthophyllite		Innovar, 2011
72	09-CB1-4	Aug-10	tan plaster (cover base)	Amtrack Office	none detected			Innovar, 2011
73	10-CT1-1	Aug-10	white surfacing (ceiling tile)	Amtrack Office	none detected			Innovar, 2011
74	10-CT1-2	Aug-10	tan ceiling (ceiling tile)	Amtrack Office	none detected			Innovar, 2011
75	10-CT1-3	Aug-10	brown mastic (ceiling tile)	Amtrack Office	none detected			Innovar, 2011
76	11-CT1-1	Aug-10	white surfacing (ceiling tile)	Amtrack Office	none detected			Innovar, 2011
77	11-CT1-2	Aug-10	tan ceiling tile (ceiling tile)	Amtrack Office	none detected			Innovar, 2011
78	11-CT1-3	Aug-10	brown mastic (ceiling tile)	Amtrack Office	none detected			Innovar, 2011
79	12-CT1-1	Aug-10	tan ceiling tile (no surfacing) (ceiling tile)	Amtrack Office	none detected			Innovar, 2011
80	12-CT1-2	Aug-10	brown mastic (ceiling tile)	Amtrack Office	none detected			Innovar, 2011
81	13-WC1-1	Aug-10	black surfacing white caulking (Window Caulk)	Amtrack Office	none detected			Innovar, 2011
82	14-WC1-1	Aug-10	black surfacing white caulking (Window Caulk)	Amtrack Office	none detected			Innovar, 2011
83	15-WC1-1	Aug-10	black surfacing white caulking (Window Caulk)	Museum	none detected			Innovar, 2011
84	16-CT2-1	Aug-10	white surfacing (ceiling tile)	Museum	none detected			Innovar, 2011
85	16-CT2-2	Aug-10	Gray ceiling tile (ceiling tile)	Museum	none detected			Innovar, 2011
86	17-CT2-1	Aug-10	White Surfacing (ceiling tile)	Museum	none detected			Innovar, 2011
87	17-CT2-2	Aug-10	Gray ceiling tile (ceiling tile)	Museum	none detected			Innovar, 2011
88	18-CT2-1	Aug-10	white surfacing (ceiling tile)	Museum	none detected			Innovar, 2011
89	18-CT2-2	Aug-10	Gray ceiling tile (ceiling tile)	Museum	none detected			Innovar, 2011
90	19-W1-1	Aug-10	black woven covering (Wiring)	Museum	none detected			Innovar, 2011
91	20-W1-1	Aug-10	black woven covering (Wiring)	Museum	none detected			Innovar, 2011
92	13029.029-020513-01	Feb-13	12" Spline Ceiling Tile	Office Shack, Blacksmith Shop	none detected		Poor/Friable	Roades, 2013
93	13029.029-020513-02	Feb-13	12" Spline Ceiling Tile	Office Shack, Blacksmith Shop	none detected		Poor/Friable	Roades, 2013
94	13029.029-020513-03	Feb-13	12" Spline Ceiling Tile	Office Shack, Blacksmith Shop	none detected		Poor/Friable	Roades, 2013
95	13029.029-020513-04	Feb-13	Interior Plaster - Surface Coat	Office Shack, Blacksmith Shop	none detected		Poor/Friable	Roades, 2013
96	13029.029-020513-05	Feb-13	Interior Plaster - Surface Coat	Office Shack, Blacksmith Shop	2%	Chrysotile	Poor/Friable	Roades, 2013
97	13029.029-020513-06	Feb-13	Interior Plaster - Surface Coat	Office Shack, Blacksmith Shop	2%	Chrysotile	Poor/Friable	Roades, 2013
98	13029.029-020513-07	Feb-13	Interior Plaster - Surface Coat	Office Shack, Blacksmith Shop	none detected		Poor/Friable	Roades, 2013
99	13029.029-020513-08	Feb-13	Interior Plaster - Surface Coat	Office Shack, Blacksmith Shop	none detected		Poor/Friable	Roades, 2013
100	13029.029-020513-09	Feb-13	Interior Plaster - Surface Coat	Office Shack, Blacksmith Shop	none detected		Poor/Friable	Roades, 2013
101	13029.029-020513-10	Feb-	Window Glazing	Reinforced Glass, Blacksmith Shop	none		Poor/Friable	Roades,

		13			detected			2013
102	13029.029-020513-11	Feb-13	Window Glazing	Reinforced Glass, Blacksmith Shop	none detected		Poor/Friable	Roades, 2013
103	13029.029-020513-12	Feb-13	Window Glazing	Reinforced Glass, Blacksmith Shop	none detected		Poor/Friable	Roades, 2013
104	13029.029-020513-13	Feb-13	Window Glazing	Clear Glass, Blacksmith Shop	2%	Chrysotile	Poor/Friable	Roades, 2013
105	13029.029-020513-14	Feb-13	Window Glazing	Clear Glass, Blacksmith Shop	none detected		Poor/Friable	Roades, 2013
106	13029.029-020513-15	Feb-13	Window Glazing	Clear Glass, Blacksmith Shop	none detected		Poor/Friable	Roades, 2013
107	13029.029-020513-16	Feb-13	Window Glazing	Wood Panes, Blacksmith Shop	<1%	Chrysotile	Poor/Friable	Roades, 2013
108	13029.029-020513-17	Feb-13	Window Glazing	Wood Panes, Blacksmith Shop	2%	Chrysotile	Poor/Friable	Roades, 2013

ID	Sample Number	Date	Description	Location	Percent Asbestos	Asbestos Type	Classification	Source
109	13029.029-020513-18	Feb-13	Window Glazing	Wood Panes, Blacksmith Shop	none detected		Poor/Friable	Roades, 2013
110	13029.029-020513-19	Feb-13	Gray Parapet Tar	Throughout Roof, Blacksmith Shop	10%	Chrysotile	Poor/Non-Friable	Roades, 2013
111	13029.029-020513-20	Feb-13	Gray Parapet Tar	Throughout Roof, Blacksmith Shop	10%	Chrysotile	Poor/Non-Friable	Roades, 2013
112	13029.029-020513-21	Feb-13	Gray Parapet Tar	Throughout Roof, Blacksmith Shop	10%	Chrysotile	Poor/Non-Friable	Roades, 2013
113	13029.029-020513-22	Feb-13	Black Roofing Tar	Throughout Roof, Blacksmith Shop	none detected		Poor/Non-Friable	Roades, 2013
114	13029.029-020513-23	Feb-13	Black Roofing Tar	Throughout Roof, Blacksmith Shop	none detected		Poor/Non-Friable	Roades, 2013
115	13029.029-020513-24	Feb-13	Black Roofing Tar	Throughout Roof, Blacksmith Shop	none detected		Poor/Non-Friable	Roades, 2013
116	13029.029-020513-25	Feb-13	Black Penetration Tar	Throughout Roof, Blacksmith Shop	none detected		Poor/Non-Friable	Roades, 2013
117	13029.029-020513-26	Feb-13	Black Penetration Tar	Throughout Roof, Blacksmith Shop	none detected		Poor/Non-Friable	Roades, 2013
118	13029.029-020513-27	Feb-13	Black Penetration Tar	Throughout Roof, Blacksmith Shop	none detected		Poor/Non-Friable	Roades, 2013
119	13029.029-020513-28	Feb-13	Gray Roofing Felt	Throughout Roof, Blacksmith Shop	none detected		Poor/Non-Friable	Roades, 2013
120	13029.029-020513-29	Feb-13	Gray Roofing Felt	Throughout Roof, Blacksmith Shop	none detected		Poor/Non-Friable	Roades, 2013
121	13029.029-020513-30	Feb-13	Gray Roofing Felt	Throughout Roof, Blacksmith Shop	none detected		Poor/Non-Friable	Roades, 2013
122	13029.029-020513-31	Feb-13	Black Parapet Tar	Throughout Roof, Blacksmith Shop	8%	Chrysotile	Poor/Non-Friable	Roades, 2013
123	13029.029-020513-32	Feb-13	Black Parapet Tar	Throughout Roof, Blacksmith Shop	none detected		Poor/Non-Friable	Roades, 2013
124	13029.029-020513-33	Feb-13	Black Parapet Tar	Throughout Roof, Blacksmith Shop	none detected		Poor/Non-Friable	Roades, 2013
125	13029.029-020513-34	Feb-13	Black Roofing Felt - Patching	Throughout Roof, Blacksmith Shop	none detected		Poor/Non-Friable	Roades, 2013
126	13029.029-020513-35	Feb-13	Black Roofing Felt - Patching	Throughout Roof, Blacksmith Shop	none detected		Poor/Non-Friable	Roades, 2013
127	13029.029-020513-36	Feb-13	Black Roofing Felt - Patching	Throughout Roof, Blacksmith Shop	none detected		Poor/Non-Friable	Roades, 2013
128	13029.029-020513-34a	Feb-13	Black Roofing Felt - Patching	Throughout Roof, Blacksmith Shop	none detected		Poor/Non-Friable	Roades, 2013
129	13029.029-020513-35a	Feb-13	Black Roofing Felt - Patching	Throughout Roof, Blacksmith Shop	none detected		Poor/Non-Friable	Roades, 2013
130	13029.029-020513-36a	Feb-13	Black Roofing Felt - Patching	Throughout Roof, Blacksmith Shop	none detected		Poor/Non-Friable	Roades, 2013
131	13029.029-020513-37	Feb-13	Window Glazing	Plastic Panes, Blacksmith Shop	2%	Chrysotile	Poor/Friable	Roades, 2013
132	13029.029-020513-38	Feb-13	Window Glazing	Plastic Panes, Blacksmith Shop	3%	Chrysotile	Poor/Friable	Roades, 2013
133	13029.029-020513-39	Feb-13	Window Glazing	Plastic Panes, Blacksmith Shop	3%	Chrysotile	Poor/Friable	Roades, 2013

Appendix D
Lead Based Paint Chip Laboratory Analysis



CEI Labs
730 SE Maynard Road, Cary, NC 27511
Phone: (919) 481-1413 Fax: (919) 481-1442

LABORATORY REPORT

LEAD IN PAINT

Client: DC Environmental
PO Box 9315
Albuquerque , NM 87119

CEI Lab Code: C16-0823
Received: 11-14-16
Analyzed: 11-18-16
Reported: 11-18-16

Project: Rail Yard Parcel 1 Babbitt Shop; DCE 16-168


ANALYSIS METHOD: EPA SW846 7000B

CLIENT ID	CEI LAB ID	PPM (µg/g)	CONCENTRATION % BY WEIGHT
16-168-1000	CA58083	1900	0.19
16-168-1001	CA58084	430	0.043
16-168-1002	CA58085	67	0.0067
16-168-1003	CA58086	27000	2.7
16-168-1004	CA58087	1000	0.10

ANALYSIS METHOD: EPA SW846 7000B

CLIENT ID	CEI LAB ID	PPM (µg/g)	CONCENTRATION % BY WEIGHT
-----------	------------	------------	---------------------------

Reviewed By:



Tianbao Bai, Ph.D.
Laboratory Director

This method has been validated for sample weights of 0.020g or greater. When samples with a weight of less than that are analyzed those results fall outside of the scope of accreditations.

*** The analysis of composite wipe samples as a single samples is not included under AIHA accreditation.**

Minimum reporting limit is 10 µg total lead. Sample results denoted with a "less than" (<) sign contain less than 10.0 µg total lead, based on a 40ml sample volume.

Lead samples are not analyzed by CEI Labs Lead samples are submitted to an AIHA ELLAP accredited laboratory for lead analysis of soil, dust, paint, and TCLP samples.

Laboratory results represent the analysis of samples as submitted by the client. Information regarding sample location, description, area, volume, etc., was provided by the client. Unless notified in writing to return samples, CEI Labs discards client samples after 30 days. This report shall not be reproduced, except in full, without the written consent of CEI Labs.

REGULATORY LIMITS


OSHA Standard: No safe limit.
Consumer Products Safety Standard: Greater than 0.06% lead by weight.
Federal Lead Standard / HUD: 0.5% lead by weight.

LEGEND

µg = microgram ppm = parts per million g = grams
ml = milliliter Pb = lead wt = weight

End of Report

C16-0823 (S)
 CAS8083-CAS8087

 <p>DC Environmental Consulting and Training Services "Promoting Safety in the Workplace"</p> <p>DC Environmental PO Box 9315 Albuquerque, NM 87119</p> <p>Contact: J. David Charlesworth</p> <p>Phone: 505.869.8000 Fax: 505.869.9453</p> <p>E-mail: JDCharlesworthcih@gmail.com</p> <p>Site: City of Albuquerque (Intera)</p> <p>Site Location: Rail Yard Parcel I Babbitt Shop – Welding Shop</p>	PO / Job#: DCE 16-168 Date: 10/25/2016
	Turn Around Time: Same Day / 1Day / 2Day / 3Day / 4Day / 5Day
	<input type="checkbox"/> PCM: <input type="checkbox"/> NIOSH 7400A / <input type="checkbox"/> NIOSH 7400B <input type="checkbox"/> Rotometer
	<input type="checkbox"/> PLM: <input type="checkbox"/> Standard / <input type="checkbox"/> Point Count 400 - 1000 / <input type="checkbox"/> CARB 435
<input type="checkbox"/> TEM Air: <input type="checkbox"/> AHERA / <input type="checkbox"/> Yamate2 / <input type="checkbox"/> NIOSH 7402 <input type="checkbox"/> TEM Bulk: <input type="checkbox"/> Quantitative / <input type="checkbox"/> Qualitative / <input type="checkbox"/> Chatfield <input type="checkbox"/> TEM Water: <input type="checkbox"/> Potable / <input type="checkbox"/> Non-Potable / <input type="checkbox"/> Weight % <input type="checkbox"/> TEM Microvac: <input type="checkbox"/> Qual(+/-) / <input type="checkbox"/> D5755(str/area) / <input type="checkbox"/> D5756(str/mass)	
<input type="checkbox"/> IAQ Particle Identification (PLM LAB) <input type="checkbox"/> PLM Opaques/Soot <input type="checkbox"/> Particle Identification (TEM LAB) <input checked="" type="checkbox"/> Special Project	
<input type="checkbox"/> Metals Analysis: Method: _____ Matrix: _____ Analytes: _____	

Comments: `Paint chips to be analyzed for Lead Based Paint

Sample ID	Date	Sample Location / Description / Task	FOR AIR SAMPLES ONLY				Sample Area / Air Volume
			Type	Time On/Off	Avg. LPM	Total Time	
16-168-1000	10/25	Lower Concrete C-Wall Welding Shop Dark Gray Paint	A P C				
16-168-1001	10/25	Upper Concrete D-Wall Welding Shop Light Gray Paint	A P C				
16-168-1002	10/25	Exterior Concrete A-Wall Welding Shop Brown Paint	A P C				
16-168-1003	10/25	A-1 Door Frame Silver Paint Babbitt Shop	A P C				
16-168-1004	10/25	Red Painted flooring from Babbitt Shop	A P C				
			A P C				
			A P C				
			A P C				
			A P C				
			A P C				

Sampled By: Steven Gutierrez		
Shipped Via: <input type="checkbox"/> Fed Ex <input type="checkbox"/> DHL <input type="checkbox"/> UPS <input type="checkbox"/> US Mail <input type="checkbox"/> Courier <input type="checkbox"/> Drop Off <input type="checkbox"/> Other:		
Relinquished By: Steven Gutierrez Date / Time: 11/11/2016 5:00PM	Relinquished By: Date / Time:	Relinquished By: Date / Time:
Received By: <i>DL</i> Date / Time: 11/14/16 9:10	Received By: Date / Time:	Received By: Date / Time:
Condition Acceptable? <input checked="" type="checkbox"/> Yes <input type="checkbox"/> No	Condition Acceptable? <input type="checkbox"/> Yes <input type="checkbox"/> No	Condition Acceptable? <input type="checkbox"/> Yes <input type="checkbox"/> No

Appendix E
Photography Log

Photographic Log



Figure 1 Front of Babbitt & Welding Shop



Figure 2 Back of Babbitt & Welding Shop



Figure 3 Interior of the Babbitt Shop



Figure 4 Interior of the Babbitt Shop



Figure 5 Roof of Welding Shop




Figure 6 Elevated view of Babbitt & Welding Shop

**Appendix F
Certificates**

United States Environmental Protection Agency

This is to certify that



Steven P Gutierrez

has fulfilled the requirements of the Toxic Substances Control Act (TSCA) Section 402, and has received certification to conduct lead-based paint activities pursuant to 40 CFR Part 745.226 as:

Inspector

In the Jurisdiction of:

All EPA Administered Lead-based Paint Activities Program States, Tribes and Territories

This certification is valid from the date of issuance and expires

April 20, 2019

LBP-I-1159998-1

Certification #

April 06, 2016

Issued On



A handwritten signature in black ink, appearing to read "Adrienne Priselac".

Adrienne Priselac, Manager, Toxics Office
Land Division

CERTIFICATE OF TRAINING

EPA/AHERA Training Program

This is to certify that



STEVEN GUTIERREZ

NM. DL. 121 014 475

Has completed 4 hours of training and PASSED the test required by Section 206 of TSCA Title II and in accordance with LOUISIANA STATE ASBESTOS REGULATIONS entitled,

ASBESTOS BUILDING INSPECTOR REFRESHER

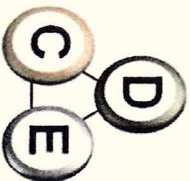
PRESENTED BY

Mendez Environmental™
1005 Veterans Mem Blvd
Suite, 101
Kenner, LA 70062
Tel: (504) 468-8858



IN COLLABORATION WITH

DC Environmental
P.O. Box 9315
Albuquerque, NM 87119
Tel: (505) 869-8000
www.dcenvironmental.net



Director:

Josefina Mendez-Rosa

NM Program Manager:

David Charlesworth

Course Date: 11-08-2016

Certificate Number: AS1116KNMPSG18544

Test Date: 11-08-2016 Grade: PASS

Expiration Date: 11-08-2017

CERTIFICATE OF TRAINING

EPA/AHERA Training Program

This is to certify that



J. DAVID CHARLESWORTH
NM. DL. 037 723 452

Has completed 4 hours of training and **PASSED** the test required by **Section 206 of TSCA Title II** and in accordance with **LOUISIANA STATE ASBESTOS REGULATIONS** entitled,

ASBESTOS BUILDING INSPECTOR REFRESHER

PRESENTED BY

Mendez Environmental™
1005 Veterans Mem Blvd
Suite, 101
Kenner, LA 70062
Tel: (504) 468-8858

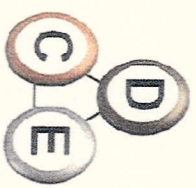


Director:

A handwritten signature in blue ink, appearing to read 'Rodolfo G. Mendez'.
Rodolfo G. Mendez

IN COLLABORATION WITH

DC Environmental
P.O. Box 9315
Albuquerque, NM 87119
Tel: (505) 869-8000
www.dcenvironmental.net



NM Program Manager:

A handwritten signature in blue ink, appearing to read 'David Charlesworth'.
David Charlesworth

Course Date: 04-20-2016
Certificate Number: AS0416KNMPPJC17938

Test Date: 04-20-2016 Grade: **PASS**
Expiration Date: 04-20-2017

United States Environmental Protection Agency

This is to certify that



James Charlesworth

has fulfilled the requirements of the Toxic Substances Control Act (TSCA) Section 402, and has received certification to conduct lead-based paint activities pursuant to 40 CFR Part 745.226 as:

Risk Assessor

In the Jurisdiction of:

New Mexico

This certification is valid from the date of issuance and expires

September 01, 2017

NM-R-3055-2

Certification #

August 18, 2014

Issued On

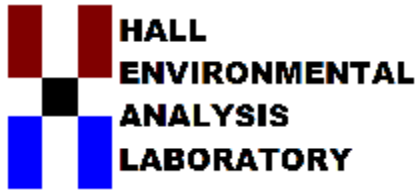
A handwritten signature in blue ink, appearing to read "Adrienne Prisela".

Adrienne Prisela, Manager, Toxics Office

Land Division



Appendix G
Laboratory Analytical Report for Groundwater



Hall Environmental Analysis Laboratory
4901 Hawkins NE
Albuquerque, NM 87109
TEL: 505-345-3975 FAX: 505-345-4107
Website: www.hallenvironmental.com

November 15, 2016

Joseph Tracy
Intera, Inc.
6000 Uptown Boulevard, NE Suite 220
Albuquerque, NM 87110
TEL: (505) 246-1600
FAX (505) 246-2600

RE: Abq Railyard

OrderNo.: 1611262

Dear Joseph Tracy:

Hall Environmental Analysis Laboratory received 9 sample(s) on 11/4/2016 for the analyses presented in the following report.

These were analyzed according to EPA procedures or equivalent. To access our accredited tests please go to www.hallenvironmental.com or the state specific web sites. In order to properly interpret your results it is imperative that you review this report in its entirety. See the sample checklist and/or the Chain of Custody for information regarding the sample receipt temperature and preservation. Data qualifiers or a narrative will be provided if the sample analysis or analytical quality control parameters require a flag. When necessary, data qualifers are provided on both the sample analysis report and the QC summary report, both sections should be reviewed. All samples are reported, as received, unless otherwise indicated. Lab measurement of analytes considered field parameters that require analysis within 15 minutes of sampling such as pH and residual chlorine are qualified as being analyzed outside of the recommended holding time.

Please don't hesitate to contact HEAL for any additional information or clarifications.

ADHS Cert #AZ0682 -- NMED-DWB Cert #NM9425 -- NMED-Micro Cert #NM0190

Sincerely,

A handwritten signature in black ink, appearing to read 'Andy Freeman', is written over a white background.

Andy Freeman
Laboratory Manager
4901 Hawkins NE
Albuquerque, NM 87109

Hall Environmental Analysis Laboratory, Inc.

Analytical Report

Lab Order 1611262

Date Reported: 11/15/2016

CLIENT: Intera, Inc.

Client Sample ID: MW-07

Project: Abq Railyard

Collection Date: 11/4/2016 9:12:00 AM

Lab ID: 1611262-001

Matrix: AQUEOUS

Received Date: 11/4/2016 3:30:00 PM

Analyses	Result	PQL	Qual	Units	DF	Date Analyzed	Batch
EPA METHOD 8011/504.1: EDB							Analyst: JME
1,2-Dibromoethane	ND	0.010		µg/L	1	11/10/2016 3:43:16 PM	28583
EPA METHOD 8260B: VOLATILES							Analyst: DJF
Benzene	ND	1.0		µg/L	1	11/10/2016 5:59:40 AM	W38593
Toluene	ND	1.0		µg/L	1	11/10/2016 5:59:40 AM	W38593
Ethylbenzene	ND	1.0		µg/L	1	11/10/2016 5:59:40 AM	W38593
Methyl tert-butyl ether (MTBE)	ND	1.0		µg/L	1	11/10/2016 5:59:40 AM	W38593
1,2,4-Trimethylbenzene	ND	1.0		µg/L	1	11/10/2016 5:59:40 AM	W38593
1,3,5-Trimethylbenzene	ND	1.0		µg/L	1	11/10/2016 5:59:40 AM	W38593
1,2-Dichloroethane (EDC)	ND	1.0		µg/L	1	11/10/2016 5:59:40 AM	W38593
1,2-Dibromoethane (EDB)	ND	1.0		µg/L	1	11/10/2016 5:59:40 AM	W38593
Naphthalene	ND	2.0		µg/L	1	11/10/2016 5:59:40 AM	W38593
1-Methylnaphthalene	ND	4.0		µg/L	1	11/10/2016 5:59:40 AM	W38593
2-Methylnaphthalene	ND	4.0		µg/L	1	11/10/2016 5:59:40 AM	W38593
Acetone	ND	10		µg/L	1	11/10/2016 5:59:40 AM	W38593
Bromobenzene	ND	1.0		µg/L	1	11/10/2016 5:59:40 AM	W38593
Bromodichloromethane	ND	1.0		µg/L	1	11/10/2016 5:59:40 AM	W38593
Bromoform	ND	1.0		µg/L	1	11/10/2016 5:59:40 AM	W38593
Bromomethane	ND	3.0		µg/L	1	11/10/2016 5:59:40 AM	W38593
2-Butanone	ND	10		µg/L	1	11/10/2016 5:59:40 AM	W38593
Carbon disulfide	ND	10		µg/L	1	11/10/2016 5:59:40 AM	W38593
Carbon Tetrachloride	ND	1.0		µg/L	1	11/10/2016 5:59:40 AM	W38593
Chlorobenzene	ND	1.0		µg/L	1	11/10/2016 5:59:40 AM	W38593
Chloroethane	ND	2.0		µg/L	1	11/10/2016 5:59:40 AM	W38593
Chloroform	ND	1.0		µg/L	1	11/10/2016 5:59:40 AM	W38593
Chloromethane	ND	3.0		µg/L	1	11/10/2016 5:59:40 AM	W38593
2-Chlorotoluene	ND	1.0		µg/L	1	11/10/2016 5:59:40 AM	W38593
4-Chlorotoluene	ND	1.0		µg/L	1	11/10/2016 5:59:40 AM	W38593
cis-1,2-DCE	ND	1.0		µg/L	1	11/10/2016 5:59:40 AM	W38593
cis-1,3-Dichloropropene	ND	1.0		µg/L	1	11/10/2016 5:59:40 AM	W38593
1,2-Dibromo-3-chloropropane	ND	2.0		µg/L	1	11/10/2016 5:59:40 AM	W38593
Dibromochloromethane	ND	1.0		µg/L	1	11/10/2016 5:59:40 AM	W38593
Dibromomethane	ND	1.0		µg/L	1	11/10/2016 5:59:40 AM	W38593
1,2-Dichlorobenzene	ND	1.0		µg/L	1	11/10/2016 5:59:40 AM	W38593
1,3-Dichlorobenzene	ND	1.0		µg/L	1	11/10/2016 5:59:40 AM	W38593
1,4-Dichlorobenzene	ND	1.0		µg/L	1	11/10/2016 5:59:40 AM	W38593
Dichlorodifluoromethane	ND	1.0		µg/L	1	11/10/2016 5:59:40 AM	W38593
1,1-Dichloroethane	ND	1.0		µg/L	1	11/10/2016 5:59:40 AM	W38593
1,1-Dichloroethene	ND	1.0		µg/L	1	11/10/2016 5:59:40 AM	W38593
1,2-Dichloropropane	ND	1.0		µg/L	1	11/10/2016 5:59:40 AM	W38593

Refer to the QC Summary report and sample login checklist for flagged QC data and preservation information.

Qualifiers:	*	Value exceeds Maximum Contaminant Level.	B	Analyte detected in the associated Method Blank
	D	Sample Diluted Due to Matrix	E	Value above quantitation range
	H	Holding times for preparation or analysis exceeded	J	Analyte detected below quantitation limits
	ND	Not Detected at the Reporting Limit	P	Sample pH Not In Range
	R	RPD outside accepted recovery limits	RL	Reporting Detection Limit
	S	% Recovery outside of range due to dilution or matrix	W	Sample container temperature is out of limit as specified

Hall Environmental Analysis Laboratory, Inc.

Analytical Report

Lab Order 1611262

Date Reported: 11/15/2016

CLIENT: Intera, Inc.

Client Sample ID: MW-07

Project: Abq Railyard

Collection Date: 11/4/2016 9:12:00 AM

Lab ID: 1611262-001

Matrix: AQUEOUS

Received Date: 11/4/2016 3:30:00 PM

Analyses	Result	PQL	Qual	Units	DF	Date Analyzed	Batch
EPA METHOD 8260B: VOLATILES							Analyst: DJF
1,3-Dichloropropane	ND	1.0		µg/L	1	11/10/2016 5:59:40 AM	W38593
2,2-Dichloropropane	ND	2.0		µg/L	1	11/10/2016 5:59:40 AM	W38593
1,1-Dichloropropene	ND	1.0		µg/L	1	11/10/2016 5:59:40 AM	W38593
Hexachlorobutadiene	ND	1.0		µg/L	1	11/10/2016 5:59:40 AM	W38593
2-Hexanone	ND	10		µg/L	1	11/10/2016 5:59:40 AM	W38593
Isopropylbenzene	ND	1.0		µg/L	1	11/10/2016 5:59:40 AM	W38593
4-Isopropyltoluene	ND	1.0		µg/L	1	11/10/2016 5:59:40 AM	W38593
4-Methyl-2-pentanone	ND	10		µg/L	1	11/10/2016 5:59:40 AM	W38593
Methylene Chloride	ND	3.0		µg/L	1	11/10/2016 5:59:40 AM	W38593
n-Butylbenzene	ND	3.0		µg/L	1	11/10/2016 5:59:40 AM	W38593
n-Propylbenzene	ND	1.0		µg/L	1	11/10/2016 5:59:40 AM	W38593
sec-Butylbenzene	ND	1.0		µg/L	1	11/10/2016 5:59:40 AM	W38593
Styrene	ND	1.0		µg/L	1	11/10/2016 5:59:40 AM	W38593
tert-Butylbenzene	ND	1.0		µg/L	1	11/10/2016 5:59:40 AM	W38593
1,1,1,2-Tetrachloroethane	ND	1.0		µg/L	1	11/10/2016 5:59:40 AM	W38593
1,1,2,2-Tetrachloroethane	ND	2.0		µg/L	1	11/10/2016 5:59:40 AM	W38593
Tetrachloroethene (PCE)	ND	1.0		µg/L	1	11/10/2016 5:59:40 AM	W38593
trans-1,2-DCE	ND	1.0		µg/L	1	11/10/2016 5:59:40 AM	W38593
trans-1,3-Dichloropropene	ND	1.0		µg/L	1	11/10/2016 5:59:40 AM	W38593
1,2,3-Trichlorobenzene	ND	1.0		µg/L	1	11/10/2016 5:59:40 AM	W38593
1,2,4-Trichlorobenzene	ND	1.0		µg/L	1	11/10/2016 5:59:40 AM	W38593
1,1,1-Trichloroethane	ND	1.0		µg/L	1	11/10/2016 5:59:40 AM	W38593
1,1,2-Trichloroethane	ND	1.0		µg/L	1	11/10/2016 5:59:40 AM	W38593
Trichloroethene (TCE)	ND	1.0		µg/L	1	11/10/2016 5:59:40 AM	W38593
Trichlorofluoromethane	ND	1.0		µg/L	1	11/10/2016 5:59:40 AM	W38593
1,2,3-Trichloropropane	ND	2.0		µg/L	1	11/10/2016 5:59:40 AM	W38593
Vinyl chloride	ND	1.0		µg/L	1	11/10/2016 5:59:40 AM	W38593
Xylenes, Total	ND	1.5		µg/L	1	11/10/2016 5:59:40 AM	W38593
Surr: 1,2-Dichloroethane-d4	93.6	70-130		%Rec	1	11/10/2016 5:59:40 AM	W38593
Surr: 4-Bromofluorobenzene	94.7	70-130		%Rec	1	11/10/2016 5:59:40 AM	W38593
Surr: Dibromofluoromethane	96.0	70-130		%Rec	1	11/10/2016 5:59:40 AM	W38593
Surr: Toluene-d8	96.2	70-130		%Rec	1	11/10/2016 5:59:40 AM	W38593

Refer to the QC Summary report and sample login checklist for flagged QC data and preservation information.

Qualifiers:			
*	Value exceeds Maximum Contaminant Level.	B	Analyte detected in the associated Method Blank
D	Sample Diluted Due to Matrix	E	Value above quantitation range
H	Holding times for preparation or analysis exceeded	J	Analyte detected below quantitation limits
ND	Not Detected at the Reporting Limit	P	Sample pH Not In Range
R	RPD outside accepted recovery limits	RL	Reporting Detection Limit
S	% Recovery outside of range due to dilution or matrix	W	Sample container temperature is out of limit as specified

Hall Environmental Analysis Laboratory, Inc.

Analytical Report

Lab Order 1611262

Date Reported: 11/15/2016

CLIENT: Intera, Inc.

Client Sample ID: MW-06

Project: Abq Railyard

Collection Date: 11/4/2016 9:47:00 AM

Lab ID: 1611262-002

Matrix: AQUEOUS

Received Date: 11/4/2016 3:30:00 PM

Analyses	Result	PQL	Qual	Units	DF	Date Analyzed	Batch
EPA METHOD 8011/504.1: EDB							Analyst: JME
1,2-Dibromoethane	ND	0.010		µg/L	1	11/10/2016 3:58:16 PM	28583
EPA METHOD 8260B: VOLATILES							Analyst: DJF
Benzene	ND	1.0		µg/L	1	11/10/2016 6:28:08 AM	W38593
Toluene	ND	1.0		µg/L	1	11/10/2016 6:28:08 AM	W38593
Ethylbenzene	ND	1.0		µg/L	1	11/10/2016 6:28:08 AM	W38593
Methyl tert-butyl ether (MTBE)	ND	1.0		µg/L	1	11/10/2016 6:28:08 AM	W38593
1,2,4-Trimethylbenzene	ND	1.0		µg/L	1	11/10/2016 6:28:08 AM	W38593
1,3,5-Trimethylbenzene	ND	1.0		µg/L	1	11/10/2016 6:28:08 AM	W38593
1,2-Dichloroethane (EDC)	ND	1.0		µg/L	1	11/10/2016 6:28:08 AM	W38593
1,2-Dibromoethane (EDB)	ND	1.0		µg/L	1	11/10/2016 6:28:08 AM	W38593
Naphthalene	ND	2.0		µg/L	1	11/10/2016 6:28:08 AM	W38593
1-Methylnaphthalene	ND	4.0		µg/L	1	11/10/2016 6:28:08 AM	W38593
2-Methylnaphthalene	ND	4.0		µg/L	1	11/10/2016 6:28:08 AM	W38593
Acetone	ND	10		µg/L	1	11/10/2016 6:28:08 AM	W38593
Bromobenzene	ND	1.0		µg/L	1	11/10/2016 6:28:08 AM	W38593
Bromodichloromethane	ND	1.0		µg/L	1	11/10/2016 6:28:08 AM	W38593
Bromoform	ND	1.0		µg/L	1	11/10/2016 6:28:08 AM	W38593
Bromomethane	ND	3.0		µg/L	1	11/10/2016 6:28:08 AM	W38593
2-Butanone	ND	10		µg/L	1	11/10/2016 6:28:08 AM	W38593
Carbon disulfide	ND	10		µg/L	1	11/10/2016 6:28:08 AM	W38593
Carbon Tetrachloride	ND	1.0		µg/L	1	11/10/2016 6:28:08 AM	W38593
Chlorobenzene	ND	1.0		µg/L	1	11/10/2016 6:28:08 AM	W38593
Chloroethane	ND	2.0		µg/L	1	11/10/2016 6:28:08 AM	W38593
Chloroform	ND	1.0		µg/L	1	11/10/2016 6:28:08 AM	W38593
Chloromethane	ND	3.0		µg/L	1	11/10/2016 6:28:08 AM	W38593
2-Chlorotoluene	ND	1.0		µg/L	1	11/10/2016 6:28:08 AM	W38593
4-Chlorotoluene	ND	1.0		µg/L	1	11/10/2016 6:28:08 AM	W38593
cis-1,2-DCE	ND	1.0		µg/L	1	11/10/2016 6:28:08 AM	W38593
cis-1,3-Dichloropropene	ND	1.0		µg/L	1	11/10/2016 6:28:08 AM	W38593
1,2-Dibromo-3-chloropropane	ND	2.0		µg/L	1	11/10/2016 6:28:08 AM	W38593
Dibromochloromethane	ND	1.0		µg/L	1	11/10/2016 6:28:08 AM	W38593
Dibromomethane	ND	1.0		µg/L	1	11/10/2016 6:28:08 AM	W38593
1,2-Dichlorobenzene	ND	1.0		µg/L	1	11/10/2016 6:28:08 AM	W38593
1,3-Dichlorobenzene	ND	1.0		µg/L	1	11/10/2016 6:28:08 AM	W38593
1,4-Dichlorobenzene	ND	1.0		µg/L	1	11/10/2016 6:28:08 AM	W38593
Dichlorodifluoromethane	ND	1.0		µg/L	1	11/10/2016 6:28:08 AM	W38593
1,1-Dichloroethane	ND	1.0		µg/L	1	11/10/2016 6:28:08 AM	W38593
1,1-Dichloroethene	ND	1.0		µg/L	1	11/10/2016 6:28:08 AM	W38593
1,2-Dichloropropane	ND	1.0		µg/L	1	11/10/2016 6:28:08 AM	W38593

Refer to the QC Summary report and sample login checklist for flagged QC data and preservation information.

Qualifiers:	*	Value exceeds Maximum Contaminant Level.	B	Analyte detected in the associated Method Blank
	D	Sample Diluted Due to Matrix	E	Value above quantitation range
	H	Holding times for preparation or analysis exceeded	J	Analyte detected below quantitation limits
	ND	Not Detected at the Reporting Limit	P	Sample pH Not In Range
	R	RPD outside accepted recovery limits	RL	Reporting Detection Limit
	S	% Recovery outside of range due to dilution or matrix	W	Sample container temperature is out of limit as specified

Hall Environmental Analysis Laboratory, Inc.

Analytical Report

Lab Order 1611262

Date Reported: 11/15/2016

CLIENT: Intera, Inc.

Client Sample ID: MW-06

Project: Abq Railyard

Collection Date: 11/4/2016 9:47:00 AM

Lab ID: 1611262-002

Matrix: AQUEOUS

Received Date: 11/4/2016 3:30:00 PM

Analyses	Result	PQL	Qual	Units	DF	Date Analyzed	Batch
EPA METHOD 8260B: VOLATILES							Analyst: DJF
1,3-Dichloropropane	ND	1.0		µg/L	1	11/10/2016 6:28:08 AM	W38593
2,2-Dichloropropane	ND	2.0		µg/L	1	11/10/2016 6:28:08 AM	W38593
1,1-Dichloropropene	ND	1.0		µg/L	1	11/10/2016 6:28:08 AM	W38593
Hexachlorobutadiene	ND	1.0		µg/L	1	11/10/2016 6:28:08 AM	W38593
2-Hexanone	ND	10		µg/L	1	11/10/2016 6:28:08 AM	W38593
Isopropylbenzene	ND	1.0		µg/L	1	11/10/2016 6:28:08 AM	W38593
4-Isopropyltoluene	ND	1.0		µg/L	1	11/10/2016 6:28:08 AM	W38593
4-Methyl-2-pentanone	ND	10		µg/L	1	11/10/2016 6:28:08 AM	W38593
Methylene Chloride	ND	3.0		µg/L	1	11/10/2016 6:28:08 AM	W38593
n-Butylbenzene	ND	3.0		µg/L	1	11/10/2016 6:28:08 AM	W38593
n-Propylbenzene	ND	1.0		µg/L	1	11/10/2016 6:28:08 AM	W38593
sec-Butylbenzene	ND	1.0		µg/L	1	11/10/2016 6:28:08 AM	W38593
Styrene	ND	1.0		µg/L	1	11/10/2016 6:28:08 AM	W38593
tert-Butylbenzene	ND	1.0		µg/L	1	11/10/2016 6:28:08 AM	W38593
1,1,1,2-Tetrachloroethane	ND	1.0		µg/L	1	11/10/2016 6:28:08 AM	W38593
1,1,2,2-Tetrachloroethane	ND	2.0		µg/L	1	11/10/2016 6:28:08 AM	W38593
Tetrachloroethene (PCE)	ND	1.0		µg/L	1	11/10/2016 6:28:08 AM	W38593
trans-1,2-DCE	ND	1.0		µg/L	1	11/10/2016 6:28:08 AM	W38593
trans-1,3-Dichloropropene	ND	1.0		µg/L	1	11/10/2016 6:28:08 AM	W38593
1,2,3-Trichlorobenzene	ND	1.0		µg/L	1	11/10/2016 6:28:08 AM	W38593
1,2,4-Trichlorobenzene	ND	1.0		µg/L	1	11/10/2016 6:28:08 AM	W38593
1,1,1-Trichloroethane	ND	1.0		µg/L	1	11/10/2016 6:28:08 AM	W38593
1,1,2-Trichloroethane	ND	1.0		µg/L	1	11/10/2016 6:28:08 AM	W38593
Trichloroethene (TCE)	ND	1.0		µg/L	1	11/10/2016 6:28:08 AM	W38593
Trichlorofluoromethane	ND	1.0		µg/L	1	11/10/2016 6:28:08 AM	W38593
1,2,3-Trichloropropane	ND	2.0		µg/L	1	11/10/2016 6:28:08 AM	W38593
Vinyl chloride	ND	1.0		µg/L	1	11/10/2016 6:28:08 AM	W38593
Xylenes, Total	ND	1.5		µg/L	1	11/10/2016 6:28:08 AM	W38593
Surr: 1,2-Dichloroethane-d4	91.3	70-130		%Rec	1	11/10/2016 6:28:08 AM	W38593
Surr: 4-Bromofluorobenzene	94.2	70-130		%Rec	1	11/10/2016 6:28:08 AM	W38593
Surr: Dibromofluoromethane	95.4	70-130		%Rec	1	11/10/2016 6:28:08 AM	W38593
Surr: Toluene-d8	97.1	70-130		%Rec	1	11/10/2016 6:28:08 AM	W38593

Refer to the QC Summary report and sample login checklist for flagged QC data and preservation information.

Qualifiers:			
*	Value exceeds Maximum Contaminant Level.	B	Analyte detected in the associated Method Blank
D	Sample Diluted Due to Matrix	E	Value above quantitation range
H	Holding times for preparation or analysis exceeded	J	Analyte detected below quantitation limits
ND	Not Detected at the Reporting Limit	P	Sample pH Not In Range
R	RPD outside accepted recovery limits	RL	Reporting Detection Limit
S	% Recovery outside of range due to dilution or matrix	W	Sample container temperature is out of limit as specified

Hall Environmental Analysis Laboratory, Inc.

Analytical Report

Lab Order 1611262

Date Reported: 11/15/2016

CLIENT: Intera, Inc.

Client Sample ID: MW-08

Project: Abq Railyard

Collection Date: 11/4/2016 11:45:00 AM

Lab ID: 1611262-003

Matrix: AQUEOUS

Received Date: 11/4/2016 3:30:00 PM

Analyses	Result	PQL	Qual	Units	DF	Date Analyzed	Batch
EPA METHOD 8011/504.1: EDB							Analyst: JME
1,2-Dibromoethane	ND	0.010		µg/L	1	11/10/2016 4:13:20 PM	28583
EPA METHOD 8260B: VOLATILES							Analyst: DJF
Benzene	ND	1.0		µg/L	1	11/10/2016 6:56:36 AM	W38593
Toluene	ND	1.0		µg/L	1	11/10/2016 6:56:36 AM	W38593
Ethylbenzene	ND	1.0		µg/L	1	11/10/2016 6:56:36 AM	W38593
Methyl tert-butyl ether (MTBE)	ND	1.0		µg/L	1	11/10/2016 6:56:36 AM	W38593
1,2,4-Trimethylbenzene	ND	1.0		µg/L	1	11/10/2016 6:56:36 AM	W38593
1,3,5-Trimethylbenzene	ND	1.0		µg/L	1	11/10/2016 6:56:36 AM	W38593
1,2-Dichloroethane (EDC)	ND	1.0		µg/L	1	11/10/2016 6:56:36 AM	W38593
1,2-Dibromoethane (EDB)	ND	1.0		µg/L	1	11/10/2016 6:56:36 AM	W38593
Naphthalene	ND	2.0		µg/L	1	11/10/2016 6:56:36 AM	W38593
1-Methylnaphthalene	ND	4.0		µg/L	1	11/10/2016 6:56:36 AM	W38593
2-Methylnaphthalene	ND	4.0		µg/L	1	11/10/2016 6:56:36 AM	W38593
Acetone	ND	10		µg/L	1	11/10/2016 6:56:36 AM	W38593
Bromobenzene	ND	1.0		µg/L	1	11/10/2016 6:56:36 AM	W38593
Bromodichloromethane	ND	1.0		µg/L	1	11/10/2016 6:56:36 AM	W38593
Bromoform	ND	1.0		µg/L	1	11/10/2016 6:56:36 AM	W38593
Bromomethane	ND	3.0		µg/L	1	11/10/2016 6:56:36 AM	W38593
2-Butanone	ND	10		µg/L	1	11/10/2016 6:56:36 AM	W38593
Carbon disulfide	ND	10		µg/L	1	11/10/2016 6:56:36 AM	W38593
Carbon Tetrachloride	ND	1.0		µg/L	1	11/10/2016 6:56:36 AM	W38593
Chlorobenzene	ND	1.0		µg/L	1	11/10/2016 6:56:36 AM	W38593
Chloroethane	ND	2.0		µg/L	1	11/10/2016 6:56:36 AM	W38593
Chloroform	ND	1.0		µg/L	1	11/10/2016 6:56:36 AM	W38593
Chloromethane	ND	3.0		µg/L	1	11/10/2016 6:56:36 AM	W38593
2-Chlorotoluene	ND	1.0		µg/L	1	11/10/2016 6:56:36 AM	W38593
4-Chlorotoluene	ND	1.0		µg/L	1	11/10/2016 6:56:36 AM	W38593
cis-1,2-DCE	ND	1.0		µg/L	1	11/10/2016 6:56:36 AM	W38593
cis-1,3-Dichloropropene	ND	1.0		µg/L	1	11/10/2016 6:56:36 AM	W38593
1,2-Dibromo-3-chloropropane	ND	2.0		µg/L	1	11/10/2016 6:56:36 AM	W38593
Dibromochloromethane	ND	1.0		µg/L	1	11/10/2016 6:56:36 AM	W38593
Dibromomethane	ND	1.0		µg/L	1	11/10/2016 6:56:36 AM	W38593
1,2-Dichlorobenzene	ND	1.0		µg/L	1	11/10/2016 6:56:36 AM	W38593
1,3-Dichlorobenzene	ND	1.0		µg/L	1	11/10/2016 6:56:36 AM	W38593
1,4-Dichlorobenzene	ND	1.0		µg/L	1	11/10/2016 6:56:36 AM	W38593
Dichlorodifluoromethane	ND	1.0		µg/L	1	11/10/2016 6:56:36 AM	W38593
1,1-Dichloroethane	ND	1.0		µg/L	1	11/10/2016 6:56:36 AM	W38593
1,1-Dichloroethene	ND	1.0		µg/L	1	11/10/2016 6:56:36 AM	W38593
1,2-Dichloropropane	ND	1.0		µg/L	1	11/10/2016 6:56:36 AM	W38593

Refer to the QC Summary report and sample login checklist for flagged QC data and preservation information.

Qualifiers:	* Value exceeds Maximum Contaminant Level.	B Analyte detected in the associated Method Blank
	D Sample Diluted Due to Matrix	E Value above quantitation range
	H Holding times for preparation or analysis exceeded	J Analyte detected below quantitation limits
	ND Not Detected at the Reporting Limit	P Sample pH Not In Range
	R RPD outside accepted recovery limits	RL Reporting Detection Limit
	S % Recovery outside of range due to dilution or matrix	W Sample container temperature is out of limit as specified

Hall Environmental Analysis Laboratory, Inc.

Analytical Report

Lab Order 1611262

Date Reported: 11/15/2016

CLIENT: Intera, Inc.

Client Sample ID: MW-08

Project: Abq Railyard

Collection Date: 11/4/2016 11:45:00 AM

Lab ID: 1611262-003

Matrix: AQUEOUS

Received Date: 11/4/2016 3:30:00 PM

Analyses	Result	PQL	Qual	Units	DF	Date Analyzed	Batch
EPA METHOD 8260B: VOLATILES							Analyst: DJF
1,3-Dichloropropane	ND	1.0		µg/L	1	11/10/2016 6:56:36 AM	W38593
2,2-Dichloropropane	ND	2.0		µg/L	1	11/10/2016 6:56:36 AM	W38593
1,1-Dichloropropene	ND	1.0		µg/L	1	11/10/2016 6:56:36 AM	W38593
Hexachlorobutadiene	ND	1.0		µg/L	1	11/10/2016 6:56:36 AM	W38593
2-Hexanone	ND	10		µg/L	1	11/10/2016 6:56:36 AM	W38593
Isopropylbenzene	ND	1.0		µg/L	1	11/10/2016 6:56:36 AM	W38593
4-Isopropyltoluene	ND	1.0		µg/L	1	11/10/2016 6:56:36 AM	W38593
4-Methyl-2-pentanone	ND	10		µg/L	1	11/10/2016 6:56:36 AM	W38593
Methylene Chloride	ND	3.0		µg/L	1	11/10/2016 6:56:36 AM	W38593
n-Butylbenzene	ND	3.0		µg/L	1	11/10/2016 6:56:36 AM	W38593
n-Propylbenzene	ND	1.0		µg/L	1	11/10/2016 6:56:36 AM	W38593
sec-Butylbenzene	ND	1.0		µg/L	1	11/10/2016 6:56:36 AM	W38593
Styrene	ND	1.0		µg/L	1	11/10/2016 6:56:36 AM	W38593
tert-Butylbenzene	ND	1.0		µg/L	1	11/10/2016 6:56:36 AM	W38593
1,1,1,2-Tetrachloroethane	ND	1.0		µg/L	1	11/10/2016 6:56:36 AM	W38593
1,1,2,2-Tetrachloroethane	ND	2.0		µg/L	1	11/10/2016 6:56:36 AM	W38593
Tetrachloroethene (PCE)	ND	1.0		µg/L	1	11/10/2016 6:56:36 AM	W38593
trans-1,2-DCE	ND	1.0		µg/L	1	11/10/2016 6:56:36 AM	W38593
trans-1,3-Dichloropropene	ND	1.0		µg/L	1	11/10/2016 6:56:36 AM	W38593
1,2,3-Trichlorobenzene	ND	1.0		µg/L	1	11/10/2016 6:56:36 AM	W38593
1,2,4-Trichlorobenzene	ND	1.0		µg/L	1	11/10/2016 6:56:36 AM	W38593
1,1,1-Trichloroethane	ND	1.0		µg/L	1	11/10/2016 6:56:36 AM	W38593
1,1,2-Trichloroethane	ND	1.0		µg/L	1	11/10/2016 6:56:36 AM	W38593
Trichloroethene (TCE)	ND	1.0		µg/L	1	11/10/2016 6:56:36 AM	W38593
Trichlorofluoromethane	ND	1.0		µg/L	1	11/10/2016 6:56:36 AM	W38593
1,2,3-Trichloropropane	ND	2.0		µg/L	1	11/10/2016 6:56:36 AM	W38593
Vinyl chloride	ND	1.0		µg/L	1	11/10/2016 6:56:36 AM	W38593
Xylenes, Total	ND	1.5		µg/L	1	11/10/2016 6:56:36 AM	W38593
Surr: 1,2-Dichloroethane-d4	91.5	70-130		%Rec	1	11/10/2016 6:56:36 AM	W38593
Surr: 4-Bromofluorobenzene	91.0	70-130		%Rec	1	11/10/2016 6:56:36 AM	W38593
Surr: Dibromofluoromethane	93.5	70-130		%Rec	1	11/10/2016 6:56:36 AM	W38593
Surr: Toluene-d8	96.1	70-130		%Rec	1	11/10/2016 6:56:36 AM	W38593

Refer to the QC Summary report and sample login checklist for flagged QC data and preservation information.

Qualifiers:			
*	Value exceeds Maximum Contaminant Level.	B	Analyte detected in the associated Method Blank
D	Sample Diluted Due to Matrix	E	Value above quantitation range
H	Holding times for preparation or analysis exceeded	J	Analyte detected below quantitation limits
ND	Not Detected at the Reporting Limit	P	Sample pH Not In Range
R	RPD outside accepted recovery limits	RL	Reporting Detection Limit
S	% Recovery outside of range due to dilution or matrix	W	Sample container temperature is out of limit as specified

Hall Environmental Analysis Laboratory, Inc.

Analytical Report

Lab Order 1611262

Date Reported: 11/15/2016

CLIENT: Intera, Inc.

Client Sample ID: MW-02

Project: Abq Railyard

Collection Date: 11/4/2016 1:10:00 PM

Lab ID: 1611262-004

Matrix: AQUEOUS

Received Date: 11/4/2016 3:30:00 PM

Analyses	Result	PQL	Qual	Units	DF	Date Analyzed	Batch
EPA METHOD 8011/504.1: EDB							Analyst: JME
1,2-Dibromoethane	ND	0.010		µg/L	1	11/10/2016 4:28:21 PM	28583
EPA METHOD 8260B: VOLATILES							Analyst: DJF
Benzene	ND	1.0		µg/L	1	11/10/2016 7:24:53 AM	W38593
Toluene	ND	1.0		µg/L	1	11/10/2016 7:24:53 AM	W38593
Ethylbenzene	ND	1.0		µg/L	1	11/10/2016 7:24:53 AM	W38593
Methyl tert-butyl ether (MTBE)	ND	1.0		µg/L	1	11/10/2016 7:24:53 AM	W38593
1,2,4-Trimethylbenzene	ND	1.0		µg/L	1	11/10/2016 7:24:53 AM	W38593
1,3,5-Trimethylbenzene	ND	1.0		µg/L	1	11/10/2016 7:24:53 AM	W38593
1,2-Dichloroethane (EDC)	ND	1.0		µg/L	1	11/10/2016 7:24:53 AM	W38593
1,2-Dibromoethane (EDB)	ND	1.0		µg/L	1	11/10/2016 7:24:53 AM	W38593
Naphthalene	ND	2.0		µg/L	1	11/10/2016 7:24:53 AM	W38593
1-Methylnaphthalene	ND	4.0		µg/L	1	11/10/2016 7:24:53 AM	W38593
2-Methylnaphthalene	ND	4.0		µg/L	1	11/10/2016 7:24:53 AM	W38593
Acetone	ND	10		µg/L	1	11/10/2016 7:24:53 AM	W38593
Bromobenzene	ND	1.0		µg/L	1	11/10/2016 7:24:53 AM	W38593
Bromodichloromethane	ND	1.0		µg/L	1	11/10/2016 7:24:53 AM	W38593
Bromoform	ND	1.0		µg/L	1	11/10/2016 7:24:53 AM	W38593
Bromomethane	ND	3.0		µg/L	1	11/10/2016 7:24:53 AM	W38593
2-Butanone	ND	10		µg/L	1	11/10/2016 7:24:53 AM	W38593
Carbon disulfide	ND	10		µg/L	1	11/10/2016 7:24:53 AM	W38593
Carbon Tetrachloride	ND	1.0		µg/L	1	11/10/2016 7:24:53 AM	W38593
Chlorobenzene	ND	1.0		µg/L	1	11/10/2016 7:24:53 AM	W38593
Chloroethane	ND	2.0		µg/L	1	11/10/2016 7:24:53 AM	W38593
Chloroform	ND	1.0		µg/L	1	11/10/2016 7:24:53 AM	W38593
Chloromethane	ND	3.0		µg/L	1	11/10/2016 7:24:53 AM	W38593
2-Chlorotoluene	ND	1.0		µg/L	1	11/10/2016 7:24:53 AM	W38593
4-Chlorotoluene	ND	1.0		µg/L	1	11/10/2016 7:24:53 AM	W38593
cis-1,2-DCE	ND	1.0		µg/L	1	11/10/2016 7:24:53 AM	W38593
cis-1,3-Dichloropropene	ND	1.0		µg/L	1	11/10/2016 7:24:53 AM	W38593
1,2-Dibromo-3-chloropropane	ND	2.0		µg/L	1	11/10/2016 7:24:53 AM	W38593
Dibromochloromethane	ND	1.0		µg/L	1	11/10/2016 7:24:53 AM	W38593
Dibromomethane	ND	1.0		µg/L	1	11/10/2016 7:24:53 AM	W38593
1,2-Dichlorobenzene	ND	1.0		µg/L	1	11/10/2016 7:24:53 AM	W38593
1,3-Dichlorobenzene	ND	1.0		µg/L	1	11/10/2016 7:24:53 AM	W38593
1,4-Dichlorobenzene	ND	1.0		µg/L	1	11/10/2016 7:24:53 AM	W38593
Dichlorodifluoromethane	ND	1.0		µg/L	1	11/10/2016 7:24:53 AM	W38593
1,1-Dichloroethane	ND	1.0		µg/L	1	11/10/2016 7:24:53 AM	W38593
1,1-Dichloroethene	ND	1.0		µg/L	1	11/10/2016 7:24:53 AM	W38593
1,2-Dichloropropane	ND	1.0		µg/L	1	11/10/2016 7:24:53 AM	W38593

Refer to the QC Summary report and sample login checklist for flagged QC data and preservation information.

Qualifiers:	*	Value exceeds Maximum Contaminant Level.	B	Analyte detected in the associated Method Blank
	D	Sample Diluted Due to Matrix	E	Value above quantitation range
	H	Holding times for preparation or analysis exceeded	J	Analyte detected below quantitation limits
	ND	Not Detected at the Reporting Limit	P	Sample pH Not In Range
	R	RPD outside accepted recovery limits	RL	Reporting Detection Limit
	S	% Recovery outside of range due to dilution or matrix	W	Sample container temperature is out of limit as specified

Hall Environmental Analysis Laboratory, Inc.

Analytical Report

Lab Order 1611262

Date Reported: 11/15/2016

CLIENT: Intera, Inc.

Client Sample ID: MW-02

Project: Abq Railyard

Collection Date: 11/4/2016 1:10:00 PM

Lab ID: 1611262-004

Matrix: AQUEOUS

Received Date: 11/4/2016 3:30:00 PM

Analyses	Result	PQL	Qual	Units	DF	Date Analyzed	Batch
EPA METHOD 8260B: VOLATILES							Analyst: DJF
1,3-Dichloropropane	ND	1.0		µg/L	1	11/10/2016 7:24:53 AM	W38593
2,2-Dichloropropane	ND	2.0		µg/L	1	11/10/2016 7:24:53 AM	W38593
1,1-Dichloropropene	ND	1.0		µg/L	1	11/10/2016 7:24:53 AM	W38593
Hexachlorobutadiene	ND	1.0		µg/L	1	11/10/2016 7:24:53 AM	W38593
2-Hexanone	ND	10		µg/L	1	11/10/2016 7:24:53 AM	W38593
Isopropylbenzene	ND	1.0		µg/L	1	11/10/2016 7:24:53 AM	W38593
4-Isopropyltoluene	ND	1.0		µg/L	1	11/10/2016 7:24:53 AM	W38593
4-Methyl-2-pentanone	ND	10		µg/L	1	11/10/2016 7:24:53 AM	W38593
Methylene Chloride	ND	3.0		µg/L	1	11/10/2016 7:24:53 AM	W38593
n-Butylbenzene	ND	3.0		µg/L	1	11/10/2016 7:24:53 AM	W38593
n-Propylbenzene	ND	1.0		µg/L	1	11/10/2016 7:24:53 AM	W38593
sec-Butylbenzene	ND	1.0		µg/L	1	11/10/2016 7:24:53 AM	W38593
Styrene	ND	1.0		µg/L	1	11/10/2016 7:24:53 AM	W38593
tert-Butylbenzene	ND	1.0		µg/L	1	11/10/2016 7:24:53 AM	W38593
1,1,1,2-Tetrachloroethane	ND	1.0		µg/L	1	11/10/2016 7:24:53 AM	W38593
1,1,2,2-Tetrachloroethane	ND	2.0		µg/L	1	11/10/2016 7:24:53 AM	W38593
Tetrachloroethene (PCE)	ND	1.0		µg/L	1	11/10/2016 7:24:53 AM	W38593
trans-1,2-DCE	ND	1.0		µg/L	1	11/10/2016 7:24:53 AM	W38593
trans-1,3-Dichloropropene	ND	1.0		µg/L	1	11/10/2016 7:24:53 AM	W38593
1,2,3-Trichlorobenzene	ND	1.0		µg/L	1	11/10/2016 7:24:53 AM	W38593
1,2,4-Trichlorobenzene	ND	1.0		µg/L	1	11/10/2016 7:24:53 AM	W38593
1,1,1-Trichloroethane	ND	1.0		µg/L	1	11/10/2016 7:24:53 AM	W38593
1,1,2-Trichloroethane	ND	1.0		µg/L	1	11/10/2016 7:24:53 AM	W38593
Trichloroethene (TCE)	ND	1.0		µg/L	1	11/10/2016 7:24:53 AM	W38593
Trichlorofluoromethane	ND	1.0		µg/L	1	11/10/2016 7:24:53 AM	W38593
1,2,3-Trichloropropane	ND	2.0		µg/L	1	11/10/2016 7:24:53 AM	W38593
Vinyl chloride	ND	1.0		µg/L	1	11/10/2016 7:24:53 AM	W38593
Xylenes, Total	ND	1.5		µg/L	1	11/10/2016 7:24:53 AM	W38593
Surr: 1,2-Dichloroethane-d4	91.3	70-130		%Rec	1	11/10/2016 7:24:53 AM	W38593
Surr: 4-Bromofluorobenzene	94.7	70-130		%Rec	1	11/10/2016 7:24:53 AM	W38593
Surr: Dibromofluoromethane	91.4	70-130		%Rec	1	11/10/2016 7:24:53 AM	W38593
Surr: Toluene-d8	97.6	70-130		%Rec	1	11/10/2016 7:24:53 AM	W38593

Refer to the QC Summary report and sample login checklist for flagged QC data and preservation information.

Qualifiers:	* Value exceeds Maximum Contaminant Level.	B Analyte detected in the associated Method Blank
	D Sample Diluted Due to Matrix	E Value above quantitation range
	H Holding times for preparation or analysis exceeded	J Analyte detected below quantitation limits
	ND Not Detected at the Reporting Limit	P Sample pH Not In Range
	R RPD outside accepted recovery limits	RL Reporting Detection Limit
	S % Recovery outside of range due to dilution or matrix	W Sample container temperature is out of limit as specified

Hall Environmental Analysis Laboratory, Inc.

Analytical Report

Lab Order 1611262

Date Reported: 11/15/2016

CLIENT: Intera, Inc.

Client Sample ID: MW-01

Project: Abq Railyard

Collection Date: 11/4/2016 1:35:00 PM

Lab ID: 1611262-005

Matrix: AQUEOUS

Received Date: 11/4/2016 3:30:00 PM

Analyses	Result	PQL	Qual	Units	DF	Date Analyzed	Batch
EPA METHOD 8011/504.1: EDB							Analyst: JME
1,2-Dibromoethane	ND	0.010		µg/L	1	11/10/2016 4:43:21 PM	28583
EPA METHOD 8260B: VOLATILES							Analyst: DJF
Benzene	ND	1.0		µg/L	1	11/11/2016 11:18:08 AM	W38603
Toluene	ND	1.0		µg/L	1	11/11/2016 11:18:08 AM	W38603
Ethylbenzene	ND	1.0		µg/L	1	11/11/2016 11:18:08 AM	W38603
Methyl tert-butyl ether (MTBE)	ND	1.0		µg/L	1	11/11/2016 11:18:08 AM	W38603
1,2,4-Trimethylbenzene	ND	1.0		µg/L	1	11/11/2016 11:18:08 AM	W38603
1,3,5-Trimethylbenzene	ND	1.0		µg/L	1	11/11/2016 11:18:08 AM	W38603
1,2-Dichloroethane (EDC)	ND	1.0		µg/L	1	11/11/2016 11:18:08 AM	W38603
1,2-Dibromoethane (EDB)	ND	1.0		µg/L	1	11/11/2016 11:18:08 AM	W38603
Naphthalene	34	2.0		µg/L	1	11/11/2016 11:18:08 AM	W38603
1-Methylnaphthalene	11	4.0		µg/L	1	11/11/2016 11:18:08 AM	W38603
2-Methylnaphthalene	11	4.0		µg/L	1	11/11/2016 11:18:08 AM	W38603
Acetone	ND	10		µg/L	1	11/11/2016 11:18:08 AM	W38603
Bromobenzene	ND	1.0		µg/L	1	11/11/2016 11:18:08 AM	W38603
Bromodichloromethane	ND	1.0		µg/L	1	11/11/2016 11:18:08 AM	W38603
Bromoform	ND	1.0		µg/L	1	11/11/2016 11:18:08 AM	W38603
Bromomethane	ND	3.0		µg/L	1	11/11/2016 11:18:08 AM	W38603
2-Butanone	ND	10		µg/L	1	11/11/2016 11:18:08 AM	W38603
Carbon disulfide	ND	10		µg/L	1	11/11/2016 11:18:08 AM	W38603
Carbon Tetrachloride	ND	1.0		µg/L	1	11/11/2016 11:18:08 AM	W38603
Chlorobenzene	ND	1.0		µg/L	1	11/11/2016 11:18:08 AM	W38603
Chloroethane	ND	2.0		µg/L	1	11/11/2016 11:18:08 AM	W38603
Chloroform	ND	1.0		µg/L	1	11/11/2016 11:18:08 AM	W38603
Chloromethane	ND	3.0		µg/L	1	11/11/2016 11:18:08 AM	W38603
2-Chlorotoluene	ND	1.0		µg/L	1	11/11/2016 11:18:08 AM	W38603
4-Chlorotoluene	ND	1.0		µg/L	1	11/11/2016 11:18:08 AM	W38603
cis-1,2-DCE	ND	1.0		µg/L	1	11/11/2016 11:18:08 AM	W38603
cis-1,3-Dichloropropene	ND	1.0		µg/L	1	11/11/2016 11:18:08 AM	W38603
1,2-Dibromo-3-chloropropane	ND	2.0		µg/L	1	11/11/2016 11:18:08 AM	W38603
Dibromochloromethane	ND	1.0		µg/L	1	11/11/2016 11:18:08 AM	W38603
Dibromomethane	ND	1.0		µg/L	1	11/11/2016 11:18:08 AM	W38603
1,2-Dichlorobenzene	ND	1.0		µg/L	1	11/11/2016 11:18:08 AM	W38603
1,3-Dichlorobenzene	ND	1.0		µg/L	1	11/11/2016 11:18:08 AM	W38603
1,4-Dichlorobenzene	ND	1.0		µg/L	1	11/11/2016 11:18:08 AM	W38603
Dichlorodifluoromethane	ND	1.0		µg/L	1	11/11/2016 11:18:08 AM	W38603
1,1-Dichloroethane	ND	1.0		µg/L	1	11/11/2016 11:18:08 AM	W38603
1,1-Dichloroethene	ND	1.0		µg/L	1	11/11/2016 11:18:08 AM	W38603
1,2-Dichloropropane	ND	1.0		µg/L	1	11/11/2016 11:18:08 AM	W38603

Refer to the QC Summary report and sample login checklist for flagged QC data and preservation information.

Qualifiers:	* Value exceeds Maximum Contaminant Level.	B Analyte detected in the associated Method Blank
	D Sample Diluted Due to Matrix	E Value above quantitation range
	H Holding times for preparation or analysis exceeded	J Analyte detected below quantitation limits
	ND Not Detected at the Reporting Limit	P Sample pH Not In Range
	R RPD outside accepted recovery limits	RL Reporting Detection Limit
	S % Recovery outside of range due to dilution or matrix	W Sample container temperature is out of limit as specified

Hall Environmental Analysis Laboratory, Inc.

Analytical Report

Lab Order 1611262

Date Reported: 11/15/2016

CLIENT: Intera, Inc.

Client Sample ID: MW-01

Project: Abq Railyard

Collection Date: 11/4/2016 1:35:00 PM

Lab ID: 1611262-005

Matrix: AQUEOUS

Received Date: 11/4/2016 3:30:00 PM

Analyses	Result	PQL	Qual	Units	DF	Date Analyzed	Batch
EPA METHOD 8260B: VOLATILES							Analyst: DJF
1,3-Dichloropropane	ND	1.0		µg/L	1	11/11/2016 11:18:08 AM	W38603
2,2-Dichloropropane	ND	2.0		µg/L	1	11/11/2016 11:18:08 AM	W38603
1,1-Dichloropropene	ND	1.0		µg/L	1	11/11/2016 11:18:08 AM	W38603
Hexachlorobutadiene	ND	1.0		µg/L	1	11/11/2016 11:18:08 AM	W38603
2-Hexanone	ND	10		µg/L	1	11/11/2016 11:18:08 AM	W38603
Isopropylbenzene	32	1.0		µg/L	1	11/11/2016 11:18:08 AM	W38603
4-Isopropyltoluene	ND	1.0		µg/L	1	11/11/2016 11:18:08 AM	W38603
4-Methyl-2-pentanone	ND	10		µg/L	1	11/11/2016 11:18:08 AM	W38603
Methylene Chloride	ND	3.0		µg/L	1	11/11/2016 11:18:08 AM	W38603
n-Butylbenzene	8.7	3.0		µg/L	1	11/11/2016 11:18:08 AM	W38603
n-Propylbenzene	76	1.0		µg/L	1	11/11/2016 11:18:08 AM	W38603
sec-Butylbenzene	5.8	1.0		µg/L	1	11/11/2016 11:18:08 AM	W38603
Styrene	ND	1.0		µg/L	1	11/11/2016 11:18:08 AM	W38603
tert-Butylbenzene	1.2	1.0		µg/L	1	11/11/2016 11:18:08 AM	W38603
1,1,1,2-Tetrachloroethane	ND	1.0		µg/L	1	11/11/2016 11:18:08 AM	W38603
1,1,2,2-Tetrachloroethane	ND	2.0		µg/L	1	11/11/2016 11:18:08 AM	W38603
Tetrachloroethene (PCE)	ND	1.0		µg/L	1	11/11/2016 11:18:08 AM	W38603
trans-1,2-DCE	ND	1.0		µg/L	1	11/11/2016 11:18:08 AM	W38603
trans-1,3-Dichloropropene	ND	1.0		µg/L	1	11/11/2016 11:18:08 AM	W38603
1,2,3-Trichlorobenzene	ND	1.0		µg/L	1	11/11/2016 11:18:08 AM	W38603
1,2,4-Trichlorobenzene	ND	1.0		µg/L	1	11/11/2016 11:18:08 AM	W38603
1,1,1-Trichloroethane	ND	1.0		µg/L	1	11/11/2016 11:18:08 AM	W38603
1,1,2-Trichloroethane	ND	1.0		µg/L	1	11/11/2016 11:18:08 AM	W38603
Trichloroethene (TCE)	ND	1.0		µg/L	1	11/11/2016 11:18:08 AM	W38603
Trichlorofluoromethane	ND	1.0		µg/L	1	11/11/2016 11:18:08 AM	W38603
1,2,3-Trichloropropane	ND	2.0		µg/L	1	11/11/2016 11:18:08 AM	W38603
Vinyl chloride	ND	1.0		µg/L	1	11/11/2016 11:18:08 AM	W38603
Xylenes, Total	ND	1.5		µg/L	1	11/11/2016 11:18:08 AM	W38603
Surr: 1,2-Dichloroethane-d4	103	70-130		%Rec	1	11/11/2016 11:18:08 AM	W38603
Surr: 4-Bromofluorobenzene	104	70-130		%Rec	1	11/11/2016 11:18:08 AM	W38603
Surr: Dibromofluoromethane	104	70-130		%Rec	1	11/11/2016 11:18:08 AM	W38603
Surr: Toluene-d8	96.6	70-130		%Rec	1	11/11/2016 11:18:08 AM	W38603

Refer to the QC Summary report and sample login checklist for flagged QC data and preservation information.

Qualifiers:			
*	Value exceeds Maximum Contaminant Level.	B	Analyte detected in the associated Method Blank
D	Sample Diluted Due to Matrix	E	Value above quantitation range
H	Holding times for preparation or analysis exceeded	J	Analyte detected below quantitation limits
ND	Not Detected at the Reporting Limit	P	Sample pH Not In Range
R	RPD outside accepted recovery limits	RL	Reporting Detection Limit
S	% Recovery outside of range due to dilution or matrix	W	Sample container temperature is out of limit as specified

Hall Environmental Analysis Laboratory, Inc.

Analytical Report

Lab Order 1611262

Date Reported: 11/15/2016

CLIENT: Intera, Inc.

Client Sample ID: MW-03

Project: Abq Railyard

Collection Date: 11/4/2016 2:02:00 PM

Lab ID: 1611262-006

Matrix: AQUEOUS

Received Date: 11/4/2016 3:30:00 PM

Analyses	Result	PQL	Qual	Units	DF	Date Analyzed	Batch
EPA METHOD 8011/504.1: EDB							Analyst: JME
1,2-Dibromoethane	ND	0.010		µg/L	1	11/10/2016 4:58:18 PM	28583
EPA METHOD 8260B: VOLATILES							Analyst: DJF
Benzene	8.8	1.0		µg/L	1	11/11/2016 12:44:14 PM	W38603
Toluene	ND	1.0		µg/L	1	11/11/2016 12:44:14 PM	W38603
Ethylbenzene	ND	1.0		µg/L	1	11/11/2016 12:44:14 PM	W38603
Methyl tert-butyl ether (MTBE)	ND	1.0		µg/L	1	11/11/2016 12:44:14 PM	W38603
1,2,4-Trimethylbenzene	ND	1.0		µg/L	1	11/11/2016 12:44:14 PM	W38603
1,3,5-Trimethylbenzene	ND	1.0		µg/L	1	11/11/2016 12:44:14 PM	W38603
1,2-Dichloroethane (EDC)	ND	1.0		µg/L	1	11/11/2016 12:44:14 PM	W38603
1,2-Dibromoethane (EDB)	ND	1.0		µg/L	1	11/11/2016 12:44:14 PM	W38603
Naphthalene	2.2	2.0		µg/L	1	11/11/2016 12:44:14 PM	W38603
1-Methylnaphthalene	100	20		µg/L	5	11/11/2016 4:42:33 AM	W38603
2-Methylnaphthalene	120	20		µg/L	5	11/11/2016 4:42:33 AM	W38603
Acetone	ND	10		µg/L	1	11/11/2016 12:44:14 PM	W38603
Bromobenzene	ND	1.0		µg/L	1	11/11/2016 12:44:14 PM	W38603
Bromodichloromethane	ND	1.0		µg/L	1	11/11/2016 12:44:14 PM	W38603
Bromoform	ND	1.0		µg/L	1	11/11/2016 12:44:14 PM	W38603
Bromomethane	ND	3.0		µg/L	1	11/11/2016 12:44:14 PM	W38603
2-Butanone	ND	10		µg/L	1	11/11/2016 12:44:14 PM	W38603
Carbon disulfide	ND	10		µg/L	1	11/11/2016 12:44:14 PM	W38603
Carbon Tetrachloride	ND	1.0		µg/L	1	11/11/2016 12:44:14 PM	W38603
Chlorobenzene	ND	1.0		µg/L	1	11/11/2016 12:44:14 PM	W38603
Chloroethane	ND	2.0		µg/L	1	11/11/2016 12:44:14 PM	W38603
Chloroform	ND	1.0		µg/L	1	11/11/2016 12:44:14 PM	W38603
Chloromethane	ND	3.0		µg/L	1	11/11/2016 12:44:14 PM	W38603
2-Chlorotoluene	ND	1.0		µg/L	1	11/11/2016 12:44:14 PM	W38603
4-Chlorotoluene	ND	1.0		µg/L	1	11/11/2016 12:44:14 PM	W38603
cis-1,2-DCE	ND	1.0		µg/L	1	11/11/2016 12:44:14 PM	W38603
cis-1,3-Dichloropropene	ND	1.0		µg/L	1	11/11/2016 12:44:14 PM	W38603
1,2-Dibromo-3-chloropropane	ND	2.0		µg/L	1	11/11/2016 12:44:14 PM	W38603
Dibromochloromethane	ND	1.0		µg/L	1	11/11/2016 12:44:14 PM	W38603
Dibromomethane	ND	1.0		µg/L	1	11/11/2016 12:44:14 PM	W38603
1,2-Dichlorobenzene	ND	1.0		µg/L	1	11/11/2016 12:44:14 PM	W38603
1,3-Dichlorobenzene	ND	1.0		µg/L	1	11/11/2016 12:44:14 PM	W38603
1,4-Dichlorobenzene	ND	1.0		µg/L	1	11/11/2016 12:44:14 PM	W38603
Dichlorodifluoromethane	ND	1.0		µg/L	1	11/11/2016 12:44:14 PM	W38603
1,1-Dichloroethane	ND	1.0		µg/L	1	11/11/2016 12:44:14 PM	W38603
1,1-Dichloroethene	ND	1.0		µg/L	1	11/11/2016 12:44:14 PM	W38603
1,2-Dichloropropane	ND	1.0		µg/L	1	11/11/2016 12:44:14 PM	W38603

Refer to the QC Summary report and sample login checklist for flagged QC data and preservation information.

Qualifiers:	* Value exceeds Maximum Contaminant Level.	B Analyte detected in the associated Method Blank
	D Sample Diluted Due to Matrix	E Value above quantitation range
	H Holding times for preparation or analysis exceeded	J Analyte detected below quantitation limits
	ND Not Detected at the Reporting Limit	P Sample pH Not In Range
	R RPD outside accepted recovery limits	RL Reporting Detection Limit
	S % Recovery outside of range due to dilution or matrix	W Sample container temperature is out of limit as specified

Hall Environmental Analysis Laboratory, Inc.

Analytical Report

Lab Order 1611262

Date Reported: 11/15/2016

CLIENT: Intera, Inc.

Client Sample ID: MW-03

Project: Abq Railyard

Collection Date: 11/4/2016 2:02:00 PM

Lab ID: 1611262-006

Matrix: AQUEOUS

Received Date: 11/4/2016 3:30:00 PM

Analyses	Result	PQL	Qual	Units	DF	Date Analyzed	Batch
EPA METHOD 8260B: VOLATILES							Analyst: DJF
1,3-Dichloropropane	ND	1.0		µg/L	1	11/11/2016 12:44:14 PM	W38603
2,2-Dichloropropane	ND	2.0		µg/L	1	11/11/2016 12:44:14 PM	W38603
1,1-Dichloropropene	ND	1.0		µg/L	1	11/11/2016 12:44:14 PM	W38603
Hexachlorobutadiene	ND	1.0		µg/L	1	11/11/2016 12:44:14 PM	W38603
2-Hexanone	ND	10		µg/L	1	11/11/2016 12:44:14 PM	W38603
Isopropylbenzene	6.7	1.0		µg/L	1	11/11/2016 12:44:14 PM	W38603
4-Isopropyltoluene	ND	1.0		µg/L	1	11/11/2016 12:44:14 PM	W38603
4-Methyl-2-pentanone	ND	10		µg/L	1	11/11/2016 12:44:14 PM	W38603
Methylene Chloride	ND	3.0		µg/L	1	11/11/2016 12:44:14 PM	W38603
n-Butylbenzene	3.3	3.0		µg/L	1	11/11/2016 12:44:14 PM	W38603
n-Propylbenzene	15	1.0		µg/L	1	11/11/2016 12:44:14 PM	W38603
sec-Butylbenzene	2.1	1.0		µg/L	1	11/11/2016 12:44:14 PM	W38603
Styrene	ND	1.0		µg/L	1	11/11/2016 12:44:14 PM	W38603
tert-Butylbenzene	ND	1.0		µg/L	1	11/11/2016 12:44:14 PM	W38603
1,1,1,2-Tetrachloroethane	ND	1.0		µg/L	1	11/11/2016 12:44:14 PM	W38603
1,1,2,2-Tetrachloroethane	ND	2.0		µg/L	1	11/11/2016 12:44:14 PM	W38603
Tetrachloroethene (PCE)	ND	1.0		µg/L	1	11/11/2016 12:44:14 PM	W38603
trans-1,2-DCE	ND	1.0		µg/L	1	11/11/2016 12:44:14 PM	W38603
trans-1,3-Dichloropropene	ND	1.0		µg/L	1	11/11/2016 12:44:14 PM	W38603
1,2,3-Trichlorobenzene	ND	1.0		µg/L	1	11/11/2016 12:44:14 PM	W38603
1,2,4-Trichlorobenzene	ND	1.0		µg/L	1	11/11/2016 12:44:14 PM	W38603
1,1,1-Trichloroethane	ND	1.0		µg/L	1	11/11/2016 12:44:14 PM	W38603
1,1,2-Trichloroethane	ND	1.0		µg/L	1	11/11/2016 12:44:14 PM	W38603
Trichloroethene (TCE)	ND	1.0		µg/L	1	11/11/2016 12:44:14 PM	W38603
Trichlorofluoromethane	ND	1.0		µg/L	1	11/11/2016 12:44:14 PM	W38603
1,2,3-Trichloropropane	ND	2.0		µg/L	1	11/11/2016 12:44:14 PM	W38603
Vinyl chloride	ND	1.0		µg/L	1	11/11/2016 12:44:14 PM	W38603
Xylenes, Total	ND	1.5		µg/L	1	11/11/2016 12:44:14 PM	W38603
Surr: 1,2-Dichloroethane-d4	91.7	70-130		%Rec	1	11/11/2016 12:44:14 PM	W38603
Surr: 4-Bromofluorobenzene	97.8	70-130		%Rec	1	11/11/2016 12:44:14 PM	W38603
Surr: Dibromofluoromethane	91.2	70-130		%Rec	1	11/11/2016 12:44:14 PM	W38603
Surr: Toluene-d8	96.7	70-130		%Rec	1	11/11/2016 12:44:14 PM	W38603

Refer to the QC Summary report and sample login checklist for flagged QC data and preservation information.

Qualifiers:	* Value exceeds Maximum Contaminant Level.	B Analyte detected in the associated Method Blank
	D Sample Diluted Due to Matrix	E Value above quantitation range
	H Holding times for preparation or analysis exceeded	J Analyte detected below quantitation limits
	ND Not Detected at the Reporting Limit	P Sample pH Not In Range
	R RPD outside accepted recovery limits	RL Reporting Detection Limit
	S % Recovery outside of range due to dilution or matrix	W Sample container temperature is out of limit as specified

Hall Environmental Analysis Laboratory, Inc.

Analytical Report

Lab Order 1611262

Date Reported: 11/15/2016

CLIENT: Intera, Inc.

Client Sample ID: MW-04

Project: Abq Railyard

Collection Date: 11/4/2016 2:27:00 PM

Lab ID: 1611262-007

Matrix: AQUEOUS

Received Date: 11/4/2016 3:30:00 PM

Analyses	Result	PQL	Qual	Units	DF	Date Analyzed	Batch
EPA METHOD 8011/504.1: EDB							Analyst: JME
1,2-Dibromoethane	ND	0.010		µg/L	1	11/10/2016 5:13:26 PM	28583
EPA METHOD 8260B: VOLATILES							Analyst: DJF
Benzene	ND	1.0		µg/L	1	11/11/2016 1:12:59 PM	W38603
Toluene	ND	1.0		µg/L	1	11/11/2016 1:12:59 PM	W38603
Ethylbenzene	ND	1.0		µg/L	1	11/11/2016 1:12:59 PM	W38603
Methyl tert-butyl ether (MTBE)	ND	1.0		µg/L	1	11/11/2016 1:12:59 PM	W38603
1,2,4-Trimethylbenzene	ND	1.0		µg/L	1	11/11/2016 1:12:59 PM	W38603
1,3,5-Trimethylbenzene	ND	1.0		µg/L	1	11/11/2016 1:12:59 PM	W38603
1,2-Dichloroethane (EDC)	ND	1.0		µg/L	1	11/11/2016 1:12:59 PM	W38603
1,2-Dibromoethane (EDB)	ND	1.0		µg/L	1	11/11/2016 1:12:59 PM	W38603
Naphthalene	ND	2.0		µg/L	1	11/11/2016 1:12:59 PM	W38603
1-Methylnaphthalene	4.3	4.0		µg/L	1	11/11/2016 1:12:59 PM	W38603
2-Methylnaphthalene	4.5	4.0		µg/L	1	11/11/2016 1:12:59 PM	W38603
Acetone	ND	10		µg/L	1	11/11/2016 1:12:59 PM	W38603
Bromobenzene	ND	1.0		µg/L	1	11/11/2016 1:12:59 PM	W38603
Bromodichloromethane	ND	1.0		µg/L	1	11/11/2016 1:12:59 PM	W38603
Bromoform	ND	1.0		µg/L	1	11/11/2016 1:12:59 PM	W38603
Bromomethane	ND	3.0		µg/L	1	11/11/2016 1:12:59 PM	W38603
2-Butanone	ND	10		µg/L	1	11/11/2016 1:12:59 PM	W38603
Carbon disulfide	ND	10		µg/L	1	11/11/2016 1:12:59 PM	W38603
Carbon Tetrachloride	ND	1.0		µg/L	1	11/11/2016 1:12:59 PM	W38603
Chlorobenzene	ND	1.0		µg/L	1	11/11/2016 1:12:59 PM	W38603
Chloroethane	ND	2.0		µg/L	1	11/11/2016 1:12:59 PM	W38603
Chloroform	ND	1.0		µg/L	1	11/11/2016 1:12:59 PM	W38603
Chloromethane	ND	3.0		µg/L	1	11/11/2016 1:12:59 PM	W38603
2-Chlorotoluene	ND	1.0		µg/L	1	11/11/2016 1:12:59 PM	W38603
4-Chlorotoluene	ND	1.0		µg/L	1	11/11/2016 1:12:59 PM	W38603
cis-1,2-DCE	ND	1.0		µg/L	1	11/11/2016 1:12:59 PM	W38603
cis-1,3-Dichloropropene	ND	1.0		µg/L	1	11/11/2016 1:12:59 PM	W38603
1,2-Dibromo-3-chloropropane	ND	2.0		µg/L	1	11/11/2016 1:12:59 PM	W38603
Dibromochloromethane	ND	1.0		µg/L	1	11/11/2016 1:12:59 PM	W38603
Dibromomethane	ND	1.0		µg/L	1	11/11/2016 1:12:59 PM	W38603
1,2-Dichlorobenzene	ND	1.0		µg/L	1	11/11/2016 1:12:59 PM	W38603
1,3-Dichlorobenzene	ND	1.0		µg/L	1	11/11/2016 1:12:59 PM	W38603
1,4-Dichlorobenzene	ND	1.0		µg/L	1	11/11/2016 1:12:59 PM	W38603
Dichlorodifluoromethane	ND	1.0		µg/L	1	11/11/2016 1:12:59 PM	W38603
1,1-Dichloroethane	ND	1.0		µg/L	1	11/11/2016 1:12:59 PM	W38603
1,1-Dichloroethene	ND	1.0		µg/L	1	11/11/2016 1:12:59 PM	W38603
1,2-Dichloropropane	ND	1.0		µg/L	1	11/11/2016 1:12:59 PM	W38603

Refer to the QC Summary report and sample login checklist for flagged QC data and preservation information.

Qualifiers:	* Value exceeds Maximum Contaminant Level.	B Analyte detected in the associated Method Blank
	D Sample Diluted Due to Matrix	E Value above quantitation range
	H Holding times for preparation or analysis exceeded	J Analyte detected below quantitation limits
	ND Not Detected at the Reporting Limit	P Sample pH Not In Range
	R RPD outside accepted recovery limits	RL Reporting Detection Limit
	S % Recovery outside of range due to dilution or matrix	W Sample container temperature is out of limit as specified

Hall Environmental Analysis Laboratory, Inc.

Analytical Report

Lab Order 1611262

Date Reported: 11/15/2016

CLIENT: Intera, Inc.
Project: Abq Railyard
Lab ID: 1611262-007

Client Sample ID: MW-04
Collection Date: 11/4/2016 2:27:00 PM
Received Date: 11/4/2016 3:30:00 PM

Matrix: AQUEOUS

Analyses	Result	PQL	Qual	Units	DF	Date Analyzed	Batch
EPA METHOD 8260B: VOLATILES							Analyst: DJF
1,3-Dichloropropane	ND	1.0		µg/L	1	11/11/2016 1:12:59 PM	W38603
2,2-Dichloropropane	ND	2.0		µg/L	1	11/11/2016 1:12:59 PM	W38603
1,1-Dichloropropene	ND	1.0		µg/L	1	11/11/2016 1:12:59 PM	W38603
Hexachlorobutadiene	ND	1.0		µg/L	1	11/11/2016 1:12:59 PM	W38603
2-Hexanone	ND	10		µg/L	1	11/11/2016 1:12:59 PM	W38603
Isopropylbenzene	ND	1.0		µg/L	1	11/11/2016 1:12:59 PM	W38603
4-Isopropyltoluene	ND	1.0		µg/L	1	11/11/2016 1:12:59 PM	W38603
4-Methyl-2-pentanone	ND	10		µg/L	1	11/11/2016 1:12:59 PM	W38603
Methylene Chloride	ND	3.0		µg/L	1	11/11/2016 1:12:59 PM	W38603
n-Butylbenzene	ND	3.0		µg/L	1	11/11/2016 1:12:59 PM	W38603
n-Propylbenzene	ND	1.0		µg/L	1	11/11/2016 1:12:59 PM	W38603
sec-Butylbenzene	ND	1.0		µg/L	1	11/11/2016 1:12:59 PM	W38603
Styrene	ND	1.0		µg/L	1	11/11/2016 1:12:59 PM	W38603
tert-Butylbenzene	ND	1.0		µg/L	1	11/11/2016 1:12:59 PM	W38603
1,1,1,2-Tetrachloroethane	ND	1.0		µg/L	1	11/11/2016 1:12:59 PM	W38603
1,1,2,2-Tetrachloroethane	ND	2.0		µg/L	1	11/11/2016 1:12:59 PM	W38603
Tetrachloroethene (PCE)	ND	1.0		µg/L	1	11/11/2016 1:12:59 PM	W38603
trans-1,2-DCE	ND	1.0		µg/L	1	11/11/2016 1:12:59 PM	W38603
trans-1,3-Dichloropropene	ND	1.0		µg/L	1	11/11/2016 1:12:59 PM	W38603
1,2,3-Trichlorobenzene	ND	1.0		µg/L	1	11/11/2016 1:12:59 PM	W38603
1,2,4-Trichlorobenzene	ND	1.0		µg/L	1	11/11/2016 1:12:59 PM	W38603
1,1,1-Trichloroethane	ND	1.0		µg/L	1	11/11/2016 1:12:59 PM	W38603
1,1,2-Trichloroethane	ND	1.0		µg/L	1	11/11/2016 1:12:59 PM	W38603
Trichloroethene (TCE)	ND	1.0		µg/L	1	11/11/2016 1:12:59 PM	W38603
Trichlorofluoromethane	ND	1.0		µg/L	1	11/11/2016 1:12:59 PM	W38603
1,2,3-Trichloropropane	ND	2.0		µg/L	1	11/11/2016 1:12:59 PM	W38603
Vinyl chloride	ND	1.0		µg/L	1	11/11/2016 1:12:59 PM	W38603
Xylenes, Total	ND	1.5		µg/L	1	11/11/2016 1:12:59 PM	W38603
Surr: 1,2-Dichloroethane-d4	101	70-130		%Rec	1	11/11/2016 1:12:59 PM	W38603
Surr: 4-Bromofluorobenzene	96.9	70-130		%Rec	1	11/11/2016 1:12:59 PM	W38603
Surr: Dibromofluoromethane	105	70-130		%Rec	1	11/11/2016 1:12:59 PM	W38603
Surr: Toluene-d8	96.7	70-130		%Rec	1	11/11/2016 1:12:59 PM	W38603

Refer to the QC Summary report and sample login checklist for flagged QC data and preservation information.

Qualifiers:	* Value exceeds Maximum Contaminant Level.	B Analyte detected in the associated Method Blank
	D Sample Diluted Due to Matrix	E Value above quantitation range
	H Holding times for preparation or analysis exceeded	J Analyte detected below quantitation limits
	ND Not Detected at the Reporting Limit	P Sample pH Not In Range
	R RPD outside accepted recovery limits	RL Reporting Detection Limit
	S % Recovery outside of range due to dilution or matrix	W Sample container temperature is out of limit as specified

Hall Environmental Analysis Laboratory, Inc.

Analytical Report

Lab Order 1611262

Date Reported: 11/15/2016

CLIENT: Intera, Inc.

Client Sample ID: MW-05

Project: Abq Railyard

Collection Date: 11/4/2016 3:00:00 PM

Lab ID: 1611262-008

Matrix: AQUEOUS

Received Date: 11/4/2016 3:30:00 PM

Analyses	Result	PQL	Qual	Units	DF	Date Analyzed	Batch
EPA METHOD 8011/504.1: EDB							Analyst: JME
1,2-Dibromoethane	ND	0.010		µg/L	1	11/10/2016 5:43:38 PM	28583
EPA METHOD 8260B: VOLATILES							Analyst: DJF
Benzene	ND	1.0		µg/L	1	11/11/2016 5:39:38 AM	W38603
Toluene	ND	1.0		µg/L	1	11/11/2016 5:39:38 AM	W38603
Ethylbenzene	ND	1.0		µg/L	1	11/11/2016 5:39:38 AM	W38603
Methyl tert-butyl ether (MTBE)	ND	1.0		µg/L	1	11/11/2016 5:39:38 AM	W38603
1,2,4-Trimethylbenzene	ND	1.0		µg/L	1	11/11/2016 5:39:38 AM	W38603
1,3,5-Trimethylbenzene	ND	1.0		µg/L	1	11/11/2016 5:39:38 AM	W38603
1,2-Dichloroethane (EDC)	ND	1.0		µg/L	1	11/11/2016 5:39:38 AM	W38603
1,2-Dibromoethane (EDB)	ND	1.0		µg/L	1	11/11/2016 5:39:38 AM	W38603
Naphthalene	ND	2.0		µg/L	1	11/11/2016 5:39:38 AM	W38603
1-Methylnaphthalene	ND	4.0		µg/L	1	11/11/2016 5:39:38 AM	W38603
2-Methylnaphthalene	ND	4.0		µg/L	1	11/11/2016 5:39:38 AM	W38603
Acetone	ND	10		µg/L	1	11/11/2016 5:39:38 AM	W38603
Bromobenzene	ND	1.0		µg/L	1	11/11/2016 5:39:38 AM	W38603
Bromodichloromethane	ND	1.0		µg/L	1	11/11/2016 5:39:38 AM	W38603
Bromoform	ND	1.0		µg/L	1	11/11/2016 5:39:38 AM	W38603
Bromomethane	ND	3.0		µg/L	1	11/11/2016 5:39:38 AM	W38603
2-Butanone	ND	10		µg/L	1	11/11/2016 5:39:38 AM	W38603
Carbon disulfide	ND	10		µg/L	1	11/11/2016 5:39:38 AM	W38603
Carbon Tetrachloride	ND	1.0		µg/L	1	11/11/2016 5:39:38 AM	W38603
Chlorobenzene	ND	1.0		µg/L	1	11/11/2016 5:39:38 AM	W38603
Chloroethane	ND	2.0		µg/L	1	11/11/2016 5:39:38 AM	W38603
Chloroform	ND	1.0		µg/L	1	11/11/2016 5:39:38 AM	W38603
Chloromethane	ND	3.0		µg/L	1	11/11/2016 5:39:38 AM	W38603
2-Chlorotoluene	ND	1.0		µg/L	1	11/11/2016 5:39:38 AM	W38603
4-Chlorotoluene	ND	1.0		µg/L	1	11/11/2016 5:39:38 AM	W38603
cis-1,2-DCE	ND	1.0		µg/L	1	11/11/2016 5:39:38 AM	W38603
cis-1,3-Dichloropropene	ND	1.0		µg/L	1	11/11/2016 5:39:38 AM	W38603
1,2-Dibromo-3-chloropropane	ND	2.0		µg/L	1	11/11/2016 5:39:38 AM	W38603
Dibromochloromethane	ND	1.0		µg/L	1	11/11/2016 5:39:38 AM	W38603
Dibromomethane	ND	1.0		µg/L	1	11/11/2016 5:39:38 AM	W38603
1,2-Dichlorobenzene	ND	1.0		µg/L	1	11/11/2016 5:39:38 AM	W38603
1,3-Dichlorobenzene	ND	1.0		µg/L	1	11/11/2016 5:39:38 AM	W38603
1,4-Dichlorobenzene	ND	1.0		µg/L	1	11/11/2016 5:39:38 AM	W38603
Dichlorodifluoromethane	ND	1.0		µg/L	1	11/11/2016 5:39:38 AM	W38603
1,1-Dichloroethane	ND	1.0		µg/L	1	11/11/2016 5:39:38 AM	W38603
1,1-Dichloroethene	ND	1.0		µg/L	1	11/11/2016 5:39:38 AM	W38603
1,2-Dichloropropane	ND	1.0		µg/L	1	11/11/2016 5:39:38 AM	W38603

Refer to the QC Summary report and sample login checklist for flagged QC data and preservation information.

Qualifiers:	* Value exceeds Maximum Contaminant Level.	B Analyte detected in the associated Method Blank
	D Sample Diluted Due to Matrix	E Value above quantitation range
	H Holding times for preparation or analysis exceeded	J Analyte detected below quantitation limits
	ND Not Detected at the Reporting Limit	P Sample pH Not In Range
	R RPD outside accepted recovery limits	RL Reporting Detection Limit
	S % Recovery outside of range due to dilution or matrix	W Sample container temperature is out of limit as specified

Hall Environmental Analysis Laboratory, Inc.

Analytical Report

Lab Order 1611262

Date Reported: 11/15/2016

CLIENT: Intera, Inc.

Client Sample ID: MW-05

Project: Abq Railyard

Collection Date: 11/4/2016 3:00:00 PM

Lab ID: 1611262-008

Matrix: AQUEOUS

Received Date: 11/4/2016 3:30:00 PM

Analyses	Result	PQL	Qual	Units	DF	Date Analyzed	Batch
EPA METHOD 8260B: VOLATILES							Analyst: DJF
1,3-Dichloropropane	ND	1.0		µg/L	1	11/11/2016 5:39:38 AM	W38603
2,2-Dichloropropane	ND	2.0		µg/L	1	11/11/2016 5:39:38 AM	W38603
1,1-Dichloropropene	ND	1.0		µg/L	1	11/11/2016 5:39:38 AM	W38603
Hexachlorobutadiene	ND	1.0		µg/L	1	11/11/2016 5:39:38 AM	W38603
2-Hexanone	ND	10		µg/L	1	11/11/2016 5:39:38 AM	W38603
Isopropylbenzene	ND	1.0		µg/L	1	11/11/2016 5:39:38 AM	W38603
4-Isopropyltoluene	ND	1.0		µg/L	1	11/11/2016 5:39:38 AM	W38603
4-Methyl-2-pentanone	ND	10		µg/L	1	11/11/2016 5:39:38 AM	W38603
Methylene Chloride	ND	3.0		µg/L	1	11/11/2016 5:39:38 AM	W38603
n-Butylbenzene	ND	3.0		µg/L	1	11/11/2016 5:39:38 AM	W38603
n-Propylbenzene	ND	1.0		µg/L	1	11/11/2016 5:39:38 AM	W38603
sec-Butylbenzene	ND	1.0		µg/L	1	11/11/2016 5:39:38 AM	W38603
Styrene	ND	1.0		µg/L	1	11/11/2016 5:39:38 AM	W38603
tert-Butylbenzene	ND	1.0		µg/L	1	11/11/2016 5:39:38 AM	W38603
1,1,1,2-Tetrachloroethane	ND	1.0		µg/L	1	11/11/2016 5:39:38 AM	W38603
1,1,2,2-Tetrachloroethane	ND	2.0		µg/L	1	11/11/2016 5:39:38 AM	W38603
Tetrachloroethene (PCE)	ND	1.0		µg/L	1	11/11/2016 5:39:38 AM	W38603
trans-1,2-DCE	ND	1.0		µg/L	1	11/11/2016 5:39:38 AM	W38603
trans-1,3-Dichloropropene	ND	1.0		µg/L	1	11/11/2016 5:39:38 AM	W38603
1,2,3-Trichlorobenzene	ND	1.0		µg/L	1	11/11/2016 5:39:38 AM	W38603
1,2,4-Trichlorobenzene	ND	1.0		µg/L	1	11/11/2016 5:39:38 AM	W38603
1,1,1-Trichloroethane	ND	1.0		µg/L	1	11/11/2016 5:39:38 AM	W38603
1,1,2-Trichloroethane	ND	1.0		µg/L	1	11/11/2016 5:39:38 AM	W38603
Trichloroethene (TCE)	ND	1.0		µg/L	1	11/11/2016 5:39:38 AM	W38603
Trichlorofluoromethane	ND	1.0		µg/L	1	11/11/2016 5:39:38 AM	W38603
1,2,3-Trichloropropane	ND	2.0		µg/L	1	11/11/2016 5:39:38 AM	W38603
Vinyl chloride	ND	1.0		µg/L	1	11/11/2016 5:39:38 AM	W38603
Xylenes, Total	ND	1.5		µg/L	1	11/11/2016 5:39:38 AM	W38603
Surr: 1,2-Dichloroethane-d4	92.4	70-130		%Rec	1	11/11/2016 5:39:38 AM	W38603
Surr: 4-Bromofluorobenzene	94.8	70-130		%Rec	1	11/11/2016 5:39:38 AM	W38603
Surr: Dibromofluoromethane	97.2	70-130		%Rec	1	11/11/2016 5:39:38 AM	W38603
Surr: Toluene-d8	97.1	70-130		%Rec	1	11/11/2016 5:39:38 AM	W38603

Refer to the QC Summary report and sample login checklist for flagged QC data and preservation information.

Qualifiers:	* Value exceeds Maximum Contaminant Level.	B Analyte detected in the associated Method Blank
	D Sample Diluted Due to Matrix	E Value above quantitation range
	H Holding times for preparation or analysis exceeded	J Analyte detected below quantitation limits
	ND Not Detected at the Reporting Limit	P Sample pH Not In Range
	R RPD outside accepted recovery limits	RL Reporting Detection Limit
	S % Recovery outside of range due to dilution or matrix	W Sample container temperature is out of limit as specified

Hall Environmental Analysis Laboratory, Inc.

Analytical Report

Lab Order 1611262

Date Reported: 11/15/2016

CLIENT: Intera, Inc.

Client Sample ID: TRIP BLANK

Project: Abq Railyard

Collection Date:

Lab ID: 1611262-009

Matrix: TRIP BLANK

Received Date: 11/4/2016 3:30:00 PM

Analyses	Result	PQL	Qual	Units	DF	Date Analyzed	Batch
EPA METHOD 8011/504.1: EDB							Analyst: JME
1,2-Dibromoethane	ND	0.010		µg/L	1	11/10/2016 5:58:38 PM	28587
EPA METHOD 8260B: VOLATILES							Analyst: DJF
Benzene	ND	1.0		µg/L	1	11/11/2016 6:08:06 AM	W38603
Toluene	ND	1.0		µg/L	1	11/11/2016 6:08:06 AM	W38603
Ethylbenzene	ND	1.0		µg/L	1	11/11/2016 6:08:06 AM	W38603
Methyl tert-butyl ether (MTBE)	ND	1.0		µg/L	1	11/11/2016 6:08:06 AM	W38603
1,2,4-Trimethylbenzene	ND	1.0		µg/L	1	11/11/2016 6:08:06 AM	W38603
1,3,5-Trimethylbenzene	ND	1.0		µg/L	1	11/11/2016 6:08:06 AM	W38603
1,2-Dichloroethane (EDC)	ND	1.0		µg/L	1	11/11/2016 6:08:06 AM	W38603
1,2-Dibromoethane (EDB)	ND	1.0		µg/L	1	11/11/2016 6:08:06 AM	W38603
Naphthalene	ND	2.0		µg/L	1	11/11/2016 6:08:06 AM	W38603
1-Methylnaphthalene	ND	4.0		µg/L	1	11/11/2016 6:08:06 AM	W38603
2-Methylnaphthalene	ND	4.0		µg/L	1	11/11/2016 6:08:06 AM	W38603
Acetone	ND	10		µg/L	1	11/11/2016 6:08:06 AM	W38603
Bromobenzene	ND	1.0		µg/L	1	11/11/2016 6:08:06 AM	W38603
Bromodichloromethane	ND	1.0		µg/L	1	11/11/2016 6:08:06 AM	W38603
Bromoform	ND	1.0		µg/L	1	11/11/2016 6:08:06 AM	W38603
Bromomethane	ND	3.0		µg/L	1	11/11/2016 6:08:06 AM	W38603
2-Butanone	ND	10		µg/L	1	11/11/2016 6:08:06 AM	W38603
Carbon disulfide	ND	10		µg/L	1	11/11/2016 6:08:06 AM	W38603
Carbon Tetrachloride	ND	1.0		µg/L	1	11/11/2016 6:08:06 AM	W38603
Chlorobenzene	ND	1.0		µg/L	1	11/11/2016 6:08:06 AM	W38603
Chloroethane	ND	2.0		µg/L	1	11/11/2016 6:08:06 AM	W38603
Chloroform	ND	1.0		µg/L	1	11/11/2016 6:08:06 AM	W38603
Chloromethane	ND	3.0		µg/L	1	11/11/2016 6:08:06 AM	W38603
2-Chlorotoluene	ND	1.0		µg/L	1	11/11/2016 6:08:06 AM	W38603
4-Chlorotoluene	ND	1.0		µg/L	1	11/11/2016 6:08:06 AM	W38603
cis-1,2-DCE	ND	1.0		µg/L	1	11/11/2016 6:08:06 AM	W38603
cis-1,3-Dichloropropene	ND	1.0		µg/L	1	11/11/2016 6:08:06 AM	W38603
1,2-Dibromo-3-chloropropane	ND	2.0		µg/L	1	11/11/2016 6:08:06 AM	W38603
Dibromochloromethane	ND	1.0		µg/L	1	11/11/2016 6:08:06 AM	W38603
Dibromomethane	ND	1.0		µg/L	1	11/11/2016 6:08:06 AM	W38603
1,2-Dichlorobenzene	ND	1.0		µg/L	1	11/11/2016 6:08:06 AM	W38603
1,3-Dichlorobenzene	ND	1.0		µg/L	1	11/11/2016 6:08:06 AM	W38603
1,4-Dichlorobenzene	ND	1.0		µg/L	1	11/11/2016 6:08:06 AM	W38603
Dichlorodifluoromethane	ND	1.0		µg/L	1	11/11/2016 6:08:06 AM	W38603
1,1-Dichloroethane	ND	1.0		µg/L	1	11/11/2016 6:08:06 AM	W38603
1,1-Dichloroethene	ND	1.0		µg/L	1	11/11/2016 6:08:06 AM	W38603
1,2-Dichloropropane	ND	1.0		µg/L	1	11/11/2016 6:08:06 AM	W38603

Refer to the QC Summary report and sample login checklist for flagged QC data and preservation information.

Qualifiers:	* Value exceeds Maximum Contaminant Level.	B Analyte detected in the associated Method Blank
	D Sample Diluted Due to Matrix	E Value above quantitation range
	H Holding times for preparation or analysis exceeded	J Analyte detected below quantitation limits
	ND Not Detected at the Reporting Limit	P Sample pH Not In Range
	R RPD outside accepted recovery limits	RL Reporting Detection Limit
	S % Recovery outside of range due to dilution or matrix	W Sample container temperature is out of limit as specified

Hall Environmental Analysis Laboratory, Inc.

Analytical Report

Lab Order 1611262

Date Reported: 11/15/2016

CLIENT: Intera, Inc.

Client Sample ID: TRIP BLANK

Project: Abq Railyard

Collection Date:

Lab ID: 1611262-009

Matrix: TRIP BLANK

Received Date: 11/4/2016 3:30:00 PM

Analyses	Result	PQL	Qual	Units	DF	Date Analyzed	Batch
EPA METHOD 8260B: VOLATILES							Analyst: DJF
1,3-Dichloropropane	ND	1.0		µg/L	1	11/11/2016 6:08:06 AM	W38603
2,2-Dichloropropane	ND	2.0		µg/L	1	11/11/2016 6:08:06 AM	W38603
1,1-Dichloropropene	ND	1.0		µg/L	1	11/11/2016 6:08:06 AM	W38603
Hexachlorobutadiene	ND	1.0		µg/L	1	11/11/2016 6:08:06 AM	W38603
2-Hexanone	ND	10		µg/L	1	11/11/2016 6:08:06 AM	W38603
Isopropylbenzene	ND	1.0		µg/L	1	11/11/2016 6:08:06 AM	W38603
4-Isopropyltoluene	ND	1.0		µg/L	1	11/11/2016 6:08:06 AM	W38603
4-Methyl-2-pentanone	ND	10		µg/L	1	11/11/2016 6:08:06 AM	W38603
Methylene Chloride	ND	3.0		µg/L	1	11/11/2016 6:08:06 AM	W38603
n-Butylbenzene	ND	3.0		µg/L	1	11/11/2016 6:08:06 AM	W38603
n-Propylbenzene	ND	1.0		µg/L	1	11/11/2016 6:08:06 AM	W38603
sec-Butylbenzene	ND	1.0		µg/L	1	11/11/2016 6:08:06 AM	W38603
Styrene	ND	1.0		µg/L	1	11/11/2016 6:08:06 AM	W38603
tert-Butylbenzene	ND	1.0		µg/L	1	11/11/2016 6:08:06 AM	W38603
1,1,1,2-Tetrachloroethane	ND	1.0		µg/L	1	11/11/2016 6:08:06 AM	W38603
1,1,2,2-Tetrachloroethane	ND	2.0		µg/L	1	11/11/2016 6:08:06 AM	W38603
Tetrachloroethene (PCE)	ND	1.0		µg/L	1	11/11/2016 6:08:06 AM	W38603
trans-1,2-DCE	ND	1.0		µg/L	1	11/11/2016 6:08:06 AM	W38603
trans-1,3-Dichloropropene	ND	1.0		µg/L	1	11/11/2016 6:08:06 AM	W38603
1,2,3-Trichlorobenzene	ND	1.0		µg/L	1	11/11/2016 6:08:06 AM	W38603
1,2,4-Trichlorobenzene	ND	1.0		µg/L	1	11/11/2016 6:08:06 AM	W38603
1,1,1-Trichloroethane	ND	1.0		µg/L	1	11/11/2016 6:08:06 AM	W38603
1,1,2-Trichloroethane	ND	1.0		µg/L	1	11/11/2016 6:08:06 AM	W38603
Trichloroethene (TCE)	ND	1.0		µg/L	1	11/11/2016 6:08:06 AM	W38603
Trichlorofluoromethane	ND	1.0		µg/L	1	11/11/2016 6:08:06 AM	W38603
1,2,3-Trichloropropane	ND	2.0		µg/L	1	11/11/2016 6:08:06 AM	W38603
Vinyl chloride	ND	1.0		µg/L	1	11/11/2016 6:08:06 AM	W38603
Xylenes, Total	ND	1.5		µg/L	1	11/11/2016 6:08:06 AM	W38603
Surr: 1,2-Dichloroethane-d4	94.8	70-130		%Rec	1	11/11/2016 6:08:06 AM	W38603
Surr: 4-Bromofluorobenzene	93.9	70-130		%Rec	1	11/11/2016 6:08:06 AM	W38603
Surr: Dibromofluoromethane	98.9	70-130		%Rec	1	11/11/2016 6:08:06 AM	W38603
Surr: Toluene-d8	100	70-130		%Rec	1	11/11/2016 6:08:06 AM	W38603

Refer to the QC Summary report and sample login checklist for flagged QC data and preservation information.

Qualifiers:	* Value exceeds Maximum Contaminant Level.	B Analyte detected in the associated Method Blank
	D Sample Diluted Due to Matrix	E Value above quantitation range
	H Holding times for preparation or analysis exceeded	J Analyte detected below quantitation limits
	ND Not Detected at the Reporting Limit	P Sample pH Not In Range
	R RPD outside accepted recovery limits	RL Reporting Detection Limit
	S % Recovery outside of range due to dilution or matrix	W Sample container temperature is out of limit as specified

QC SUMMARY REPORT

Hall Environmental Analysis Laboratory, Inc.

WO#: 1611262

15-Nov-16

Client: Intera, Inc.
Project: Abq Railyard

Sample ID MB-28587	SampType: MBLK		TestCode: EPA Method 8011/504.1: EDB							
Client ID: PBW	Batch ID: 28587		RunNo: 38602							
Prep Date: 11/10/2016	Analysis Date: 11/10/2016		SeqNo: 1205730	Units: µg/L						
Analyte	Result	PQL	SPK value	SPK Ref Val	%REC	LowLimit	HighLimit	%RPD	RPDLimit	Qual
1,2-Dibromoethane	ND	0.010								

Sample ID MB-28583	SampType: MBLK		TestCode: EPA Method 8011/504.1: EDB							
Client ID: PBW	Batch ID: 28583		RunNo: 38602							
Prep Date: 11/10/2016	Analysis Date: 11/10/2016		SeqNo: 1205731	Units: µg/L						
Analyte	Result	PQL	SPK value	SPK Ref Val	%REC	LowLimit	HighLimit	%RPD	RPDLimit	Qual
1,2-Dibromoethane	ND	0.010								

Sample ID LCS-28583	SampType: LCS		TestCode: EPA Method 8011/504.1: EDB							
Client ID: LCSW	Batch ID: 28583		RunNo: 38602							
Prep Date: 11/10/2016	Analysis Date: 11/10/2016		SeqNo: 1205732	Units: µg/L						
Analyte	Result	PQL	SPK value	SPK Ref Val	%REC	LowLimit	HighLimit	%RPD	RPDLimit	Qual
1,2-Dibromoethane	0.092	0.010	0.1000	0	91.9	70	130			

Sample ID LCS-28587	SampType: LCS		TestCode: EPA Method 8011/504.1: EDB							
Client ID: LCSW	Batch ID: 28587		RunNo: 38602							
Prep Date: 11/10/2016	Analysis Date: 11/10/2016		SeqNo: 1205733	Units: µg/L						
Analyte	Result	PQL	SPK value	SPK Ref Val	%REC	LowLimit	HighLimit	%RPD	RPDLimit	Qual
1,2-Dibromoethane	0.097	0.010	0.1000	0	97.4	70	130			

Qualifiers:

- * Value exceeds Maximum Contaminant Level.
- D Sample Diluted Due to Matrix
- H Holding times for preparation or analysis exceeded
- ND Not Detected at the Reporting Limit
- R RPD outside accepted recovery limits
- S % Recovery outside of range due to dilution or matrix
- B Analyte detected in the associated Method Blank
- E Value above quantitation range
- J Analyte detected below quantitation limits
- P Sample pH Not In Range
- RL Reporting Detection Limit
- W Sample container temperature is out of limit as specified

QC SUMMARY REPORT

Hall Environmental Analysis Laboratory, Inc.

WO#: 1611262

15-Nov-16

Client: Intera, Inc.
Project: Abq Railyard

Sample ID	rb	SampType:	MBLK	TestCode:	EPA Method 8260B: VOLATILES					
Client ID:	PBW	Batch ID:	W38593	RunNo:	38593					
Prep Date:		Analysis Date:	11/9/2016	SeqNo:	1205422	Units:	µg/L			
Analyte	Result	PQL	SPK value	SPK Ref Val	%REC	LowLimit	HighLimit	%RPD	RPDLimit	Qual

Analyte	Result	PQL	SPK value	SPK Ref Val	%REC	LowLimit	HighLimit	%RPD	RPDLimit	Qual
Benzene	ND	1.0								
Toluene	ND	1.0								
Ethylbenzene	ND	1.0								
Methyl tert-butyl ether (MTBE)	ND	1.0								
1,2,4-Trimethylbenzene	ND	1.0								
1,3,5-Trimethylbenzene	ND	1.0								
1,2-Dichloroethane (EDC)	ND	1.0								
1,2-Dibromoethane (EDB)	ND	1.0								
Naphthalene	ND	2.0								
1-Methylnaphthalene	ND	4.0								
2-Methylnaphthalene	ND	4.0								
Acetone	ND	10								
Bromobenzene	ND	1.0								
Bromodichloromethane	ND	1.0								
Bromoform	ND	1.0								
Bromomethane	ND	3.0								
2-Butanone	ND	10								
Carbon disulfide	ND	10								
Carbon Tetrachloride	ND	1.0								
Chlorobenzene	ND	1.0								
Chloroethane	ND	2.0								
Chloroform	ND	1.0								
Chloromethane	ND	3.0								
2-Chlorotoluene	ND	1.0								
4-Chlorotoluene	ND	1.0								
cis-1,2-DCE	ND	1.0								
cis-1,3-Dichloropropene	ND	1.0								
1,2-Dibromo-3-chloropropane	ND	2.0								
Dibromochloromethane	ND	1.0								
Dibromomethane	ND	1.0								
1,2-Dichlorobenzene	ND	1.0								
1,3-Dichlorobenzene	ND	1.0								
1,4-Dichlorobenzene	ND	1.0								
Dichlorodifluoromethane	ND	1.0								
1,1-Dichloroethane	ND	1.0								
1,1-Dichloroethene	ND	1.0								
1,2-Dichloropropane	ND	1.0								
1,3-Dichloropropane	ND	1.0								
2,2-Dichloropropane	ND	2.0								

Qualifiers:

- * Value exceeds Maximum Contaminant Level.
- D Sample Diluted Due to Matrix
- H Holding times for preparation or analysis exceeded
- ND Not Detected at the Reporting Limit
- R RPD outside accepted recovery limits
- S % Recovery outside of range due to dilution or matrix
- B Analyte detected in the associated Method Blank
- E Value above quantitation range
- J Analyte detected below quantitation limits
- P Sample pH Not In Range
- RL Reporting Detection Limit
- W Sample container temperature is out of limit as specified

QC SUMMARY REPORT

Hall Environmental Analysis Laboratory, Inc.

WO#: 1611262

15-Nov-16

Client: Intera, Inc.
Project: Abq Railyard

Sample ID	rb	SampType: MBLK			TestCode: EPA Method 8260B: VOLATILES					
Client ID:	PBW	Batch ID: W38593			RunNo: 38593					
Prep Date:		Analysis Date: 11/9/2016			SeqNo: 1205422		Units: µg/L			
Analyte	Result	PQL	SPK value	SPK Ref Val	%REC	LowLimit	HighLimit	%RPD	RPDLimit	Qual
1,1-Dichloropropene	ND	1.0								
Hexachlorobutadiene	ND	1.0								
2-Hexanone	ND	10								
Isopropylbenzene	ND	1.0								
4-Isopropyltoluene	ND	1.0								
4-Methyl-2-pentanone	ND	10								
Methylene Chloride	ND	3.0								
n-Butylbenzene	ND	3.0								
n-Propylbenzene	ND	1.0								
sec-Butylbenzene	ND	1.0								
Styrene	ND	1.0								
tert-Butylbenzene	ND	1.0								
1,1,1,2-Tetrachloroethane	ND	1.0								
1,1,2,2-Tetrachloroethane	ND	2.0								
Tetrachloroethene (PCE)	ND	1.0								
trans-1,2-DCE	ND	1.0								
trans-1,3-Dichloropropene	ND	1.0								
1,2,3-Trichlorobenzene	ND	1.0								
1,2,4-Trichlorobenzene	ND	1.0								
1,1,1-Trichloroethane	ND	1.0								
1,1,2-Trichloroethane	ND	1.0								
Trichloroethene (TCE)	ND	1.0								
Trichlorofluoromethane	ND	1.0								
1,2,3-Trichloropropane	ND	2.0								
Vinyl chloride	ND	1.0								
Xylenes, Total	ND	1.5								
Surr: 1,2-Dichloroethane-d4	9.3		10.00		93.1	70	130			
Surr: 4-Bromofluorobenzene	9.8		10.00		97.7	70	130			
Surr: Dibromofluoromethane	9.5		10.00		94.6	70	130			
Surr: Toluene-d8	9.8		10.00		98.1	70	130			

Sample ID	100ng lcs	SampType: LCS			TestCode: EPA Method 8260B: VOLATILES					
Client ID:	LCSW	Batch ID: W38593			RunNo: 38593					
Prep Date:		Analysis Date: 11/9/2016			SeqNo: 1205423		Units: µg/L			
Analyte	Result	PQL	SPK value	SPK Ref Val	%REC	LowLimit	HighLimit	%RPD	RPDLimit	Qual
Benzene	19	1.0	20.00	0	95.7	70	130			
Toluene	21	1.0	20.00	0	105	70	130			
Chlorobenzene	21	1.0	20.00	0	103	70	130			

Qualifiers:

- * Value exceeds Maximum Contaminant Level.
- D Sample Diluted Due to Matrix
- H Holding times for preparation or analysis exceeded
- ND Not Detected at the Reporting Limit
- R RPD outside accepted recovery limits
- S % Recovery outside of range due to dilution or matrix
- B Analyte detected in the associated Method Blank
- E Value above quantitation range
- J Analyte detected below quantitation limits
- P Sample pH Not In Range
- RL Reporting Detection Limit
- W Sample container temperature is out of limit as specified

QC SUMMARY REPORT

Hall Environmental Analysis Laboratory, Inc.

WO#: 1611262

15-Nov-16

Client: Intera, Inc.
Project: Abq Railyard

Sample ID 100ng lcs	SampType: LCS		TestCode: EPA Method 8260B: VOLATILES							
Client ID: LCSW	Batch ID: W38593		RunNo: 38593							
Prep Date:	Analysis Date: 11/9/2016		SeqNo: 1205423		Units: µg/L					
Analyte	Result	PQL	SPK value	SPK Ref Val	%REC	LowLimit	HighLimit	%RPD	RPDLimit	Qual
1,1-Dichloroethene	21	1.0	20.00	0	106	70	130			
Trichloroethene (TCE)	20	1.0	20.00	0	98.4	70	130			
Surr: 1,2-Dichloroethane-d4	9.3		10.00		93.1	70	130			
Surr: 4-Bromofluorobenzene	9.4		10.00		93.9	70	130			
Surr: Dibromofluoromethane	9.6		10.00		95.5	70	130			
Surr: Toluene-d8	9.8		10.00		97.9	70	130			

Sample ID rb	SampType: MBLK		TestCode: EPA Method 8260B: VOLATILES							
Client ID: PBW	Batch ID: W38603		RunNo: 38603							
Prep Date:	Analysis Date: 11/10/2016		SeqNo: 1206487		Units: µg/L					
Analyte	Result	PQL	SPK value	SPK Ref Val	%REC	LowLimit	HighLimit	%RPD	RPDLimit	Qual
Benzene	ND	1.0								
Toluene	ND	1.0								
Ethylbenzene	ND	1.0								
Methyl tert-butyl ether (MTBE)	ND	1.0								
1,2,4-Trimethylbenzene	ND	1.0								
1,3,5-Trimethylbenzene	ND	1.0								
1,2-Dichloroethane (EDC)	ND	1.0								
1,2-Dibromoethane (EDB)	ND	1.0								
Naphthalene	ND	2.0								
1-Methylnaphthalene	ND	4.0								
2-Methylnaphthalene	ND	4.0								
Acetone	ND	10								
Bromobenzene	ND	1.0								
Bromodichloromethane	ND	1.0								
Bromoform	ND	1.0								
Bromomethane	ND	3.0								
2-Butanone	ND	10								
Carbon disulfide	ND	10								
Carbon Tetrachloride	ND	1.0								
Chlorobenzene	ND	1.0								
Chloroethane	ND	2.0								
Chloroform	ND	1.0								
Chloromethane	ND	3.0								
2-Chlorotoluene	ND	1.0								
4-Chlorotoluene	ND	1.0								
cis-1,2-DCE	ND	1.0								
cis-1,3-Dichloropropene	ND	1.0								

Qualifiers:

- | | |
|---|---|
| * Value exceeds Maximum Contaminant Level. | B Analyte detected in the associated Method Blank |
| D Sample Diluted Due to Matrix | E Value above quantitation range |
| H Holding times for preparation or analysis exceeded | J Analyte detected below quantitation limits |
| ND Not Detected at the Reporting Limit | P Sample pH Not In Range |
| R RPD outside accepted recovery limits | RL Reporting Detection Limit |
| S % Recovery outside of range due to dilution or matrix | W Sample container temperature is out of limit as specified |

QC SUMMARY REPORT

Hall Environmental Analysis Laboratory, Inc.

WO#: 1611262

15-Nov-16

Client: Intera, Inc.
Project: Abq Railyard

Sample ID	rb	SampType:	MBLK	TestCode:	EPA Method 8260B: VOLATILES					
Client ID:	PBW	Batch ID:	W38603	RunNo:	38603					
Prep Date:		Analysis Date:	11/10/2016	SeqNo:	1206487	Units:	µg/L			
Analyte	Result	PQL	SPK value	SPK Ref Val	%REC	LowLimit	HighLimit	%RPD	RPDLimit	Qual
1,2-Dibromo-3-chloropropane	ND	2.0								
Dibromochloromethane	ND	1.0								
Dibromomethane	ND	1.0								
1,2-Dichlorobenzene	ND	1.0								
1,3-Dichlorobenzene	ND	1.0								
1,4-Dichlorobenzene	ND	1.0								
Dichlorodifluoromethane	ND	1.0								
1,1-Dichloroethane	ND	1.0								
1,1-Dichloroethene	ND	1.0								
1,2-Dichloropropane	ND	1.0								
1,3-Dichloropropane	ND	1.0								
2,2-Dichloropropane	ND	2.0								
1,1-Dichloropropene	ND	1.0								
Hexachlorobutadiene	ND	1.0								
2-Hexanone	ND	10								
Isopropylbenzene	ND	1.0								
4-Isopropyltoluene	ND	1.0								
4-Methyl-2-pentanone	ND	10								
Methylene Chloride	ND	3.0								
n-Butylbenzene	ND	3.0								
n-Propylbenzene	ND	1.0								
sec-Butylbenzene	ND	1.0								
Styrene	ND	1.0								
tert-Butylbenzene	ND	1.0								
1,1,1,2-Tetrachloroethane	ND	1.0								
1,1,2,2-Tetrachloroethane	ND	2.0								
Tetrachloroethene (PCE)	ND	1.0								
trans-1,2-DCE	ND	1.0								
trans-1,3-Dichloropropene	ND	1.0								
1,2,3-Trichlorobenzene	ND	1.0								
1,2,4-Trichlorobenzene	ND	1.0								
1,1,1-Trichloroethane	ND	1.0								
1,1,2-Trichloroethane	ND	1.0								
Trichloroethene (TCE)	ND	1.0								
Trichlorofluoromethane	ND	1.0								
1,2,3-Trichloropropane	ND	2.0								
Vinyl chloride	ND	1.0								
Xylenes, Total	ND	1.5								
Surr: 1,2-Dichloroethane-d4	10		10.00		105	70	130			

Qualifiers:

- * Value exceeds Maximum Contaminant Level.
- D Sample Diluted Due to Matrix
- H Holding times for preparation or analysis exceeded
- ND Not Detected at the Reporting Limit
- R RPD outside accepted recovery limits
- S % Recovery outside of range due to dilution or matrix
- B Analyte detected in the associated Method Blank
- E Value above quantitation range
- J Analyte detected below quantitation limits
- P Sample pH Not In Range
- RL Reporting Detection Limit
- W Sample container temperature is out of limit as specified

QC SUMMARY REPORT

Hall Environmental Analysis Laboratory, Inc.

WO#: 1611262

15-Nov-16

Client: Intera, Inc.
Project: Abq Railyard

Sample ID rb	SampType: MBLK		TestCode: EPA Method 8260B: VOLATILES							
Client ID: PBW	Batch ID: W38603		RunNo: 38603							
Prep Date:	Analysis Date: 11/10/2016		SeqNo: 1206487		Units: µg/L					
Analyte	Result	PQL	SPK value	SPK Ref Val	%REC	LowLimit	HighLimit	%RPD	RPDLimit	Qual
Surr: 4-Bromofluorobenzene	9.6		10.00		95.9	70	130			
Surr: Dibromofluoromethane	11		10.00		108	70	130			
Surr: Toluene-d8	9.8		10.00		98.2	70	130			

Sample ID 100ng lcs	SampType: LCS		TestCode: EPA Method 8260B: VOLATILES							
Client ID: LCSW	Batch ID: W38603		RunNo: 38603							
Prep Date:	Analysis Date: 11/10/2016		SeqNo: 1206488		Units: µg/L					
Analyte	Result	PQL	SPK value	SPK Ref Val	%REC	LowLimit	HighLimit	%RPD	RPDLimit	Qual
Benzene	20	1.0	20.00	0	102	70	130			
Toluene	20	1.0	20.00	0	101	70	130			
Chlorobenzene	20	1.0	20.00	0	101	70	130			
1,1-Dichloroethene	22	1.0	20.00	0	108	70	130			
Trichloroethene (TCE)	20	1.0	20.00	0	101	70	130			
Surr: 1,2-Dichloroethane-d4	9.6		10.00		95.7	70	130			
Surr: 4-Bromofluorobenzene	9.6		10.00		95.7	70	130			
Surr: Dibromofluoromethane	9.6		10.00		95.8	70	130			
Surr: Toluene-d8	9.3		10.00		93.3	70	130			

Sample ID 1611262-005a ms	SampType: MS		TestCode: EPA Method 8260B: VOLATILES							
Client ID: MW-01	Batch ID: W38603		RunNo: 38603							
Prep Date:	Analysis Date: 11/11/2016		SeqNo: 1206491		Units: µg/L					
Analyte	Result	PQL	SPK value	SPK Ref Val	%REC	LowLimit	HighLimit	%RPD	RPDLimit	Qual
Benzene	100	5.0	100.0	0	103	70	130			
Toluene	100	5.0	100.0	0	104	70	130			
Chlorobenzene	100	5.0	100.0	0	101	70	130			
1,1-Dichloroethene	110	5.0	100.0	0	107	70	130			
Trichloroethene (TCE)	99	5.0	100.0	0	99.0	70	130			
Surr: 1,2-Dichloroethane-d4	46		50.00		92.6	70	130			
Surr: 4-Bromofluorobenzene	47		50.00		94.8	70	130			
Surr: Dibromofluoromethane	47		50.00		94.5	70	130			
Surr: Toluene-d8	47		50.00		93.6	70	130			

Sample ID 1611262-005a msd	SampType: MSD		TestCode: EPA Method 8260B: VOLATILES							
Client ID: MW-01	Batch ID: W38603		RunNo: 38603							
Prep Date:	Analysis Date: 11/11/2016		SeqNo: 1206492		Units: µg/L					
Analyte	Result	PQL	SPK value	SPK Ref Val	%REC	LowLimit	HighLimit	%RPD	RPDLimit	Qual
Benzene	100	5.0	100.0	0	102	70	130	1.80	20	

Qualifiers:

- * Value exceeds Maximum Contaminant Level.
- D Sample Diluted Due to Matrix
- H Holding times for preparation or analysis exceeded
- ND Not Detected at the Reporting Limit
- R RPD outside accepted recovery limits
- S % Recovery outside of range due to dilution or matrix
- B Analyte detected in the associated Method Blank
- E Value above quantitation range
- J Analyte detected below quantitation limits
- P Sample pH Not In Range
- RL Reporting Detection Limit
- W Sample container temperature is out of limit as specified

QC SUMMARY REPORT

Hall Environmental Analysis Laboratory, Inc.

WO#: 1611262

15-Nov-16

Client: Intera, Inc.
Project: Abq Railyard

Sample ID 1611262-005a msd		SampType: MSD		TestCode: EPA Method 8260B: VOLATILES						
Client ID: MW-01		Batch ID: W38603		RunNo: 38603						
Prep Date:		Analysis Date: 11/11/2016		SeqNo: 1206492		Units: µg/L				
Analyte	Result	PQL	SPK value	SPK Ref Val	%REC	LowLimit	HighLimit	%RPD	RPDLimit	Qual
Toluene	100	5.0	100.0	0	102	70	130	1.76	20	
Chlorobenzene	98	5.0	100.0	0	98.4	70	130	2.58	20	
1,1-Dichloroethene	100	5.0	100.0	0	102	70	130	4.58	20	
Trichloroethene (TCE)	99	5.0	100.0	0	99.4	70	130	0.446	20	
Surr: 1,2-Dichloroethane-d4	48		50.00		96.0	70	130	0	0	
Surr: 4-Bromofluorobenzene	48		50.00		95.7	70	130	0	0	
Surr: Dibromofluoromethane	48		50.00		95.7	70	130	0	0	
Surr: Toluene-d8	48		50.00		95.9	70	130	0	0	

Sample ID 1611262-005a ms		SampType: MS		TestCode: EPA Method 8260B: VOLATILES						
Client ID: MW-01		Batch ID: W38603		RunNo: 38633						
Prep Date:		Analysis Date: 11/11/2016		SeqNo: 1207711		Units: µg/L				
Analyte	Result	PQL	SPK value	SPK Ref Val	%REC	LowLimit	HighLimit	%RPD	RPDLimit	Qual
Benzene	22	1.0	20.00	0.4404	108	70	130			
Toluene	21	1.0	20.00	0	104	70	130			
Chlorobenzene	21	1.0	20.00	0	104	70	130			
1,1-Dichloroethene	22	1.0	20.00	0	108	70	130			
Trichloroethene (TCE)	21	1.0	20.00	0	107	70	130			
Surr: 1,2-Dichloroethane-d4	10		10.00		103	70	130			
Surr: 4-Bromofluorobenzene	10		10.00		103	70	130			
Surr: Dibromofluoromethane	10		10.00		102	70	130			
Surr: Toluene-d8	9.7		10.00		97.2	70	130			

Sample ID 1611262-005a msd		SampType: MSD		TestCode: EPA Method 8260B: VOLATILES						
Client ID: MW-01		Batch ID: W38603		RunNo: 38633						
Prep Date:		Analysis Date: 11/11/2016		SeqNo: 1207712		Units: µg/L				
Analyte	Result	PQL	SPK value	SPK Ref Val	%REC	LowLimit	HighLimit	%RPD	RPDLimit	Qual
Benzene	20	1.0	20.00	0.4404	99.3	70	130	7.98	20	
Toluene	20	1.0	20.00	0	101	70	130	2.55	20	
Chlorobenzene	21	1.0	20.00	0	103	70	130	1.77	20	
1,1-Dichloroethene	20	1.0	20.00	0	100	70	130	7.30	20	
Trichloroethene (TCE)	20	1.0	20.00	0	99.1	70	130	8.00	20	
Surr: 1,2-Dichloroethane-d4	10		10.00		99.7	70	130	0	0	
Surr: 4-Bromofluorobenzene	10		10.00		103	70	130	0	0	
Surr: Dibromofluoromethane	9.6		10.00		96.3	70	130	0	0	
Surr: Toluene-d8	9.8		10.00		98.1	70	130	0	0	

Qualifiers:

- * Value exceeds Maximum Contaminant Level.
- D Sample Diluted Due to Matrix
- H Holding times for preparation or analysis exceeded
- ND Not Detected at the Reporting Limit
- R RPD outside accepted recovery limits
- S % Recovery outside of range due to dilution or matrix
- B Analyte detected in the associated Method Blank
- E Value above quantitation range
- J Analyte detected below quantitation limits
- P Sample pH Not In Range
- RL Reporting Detection Limit
- W Sample container temperature is out of limit as specified

Sample Log-In Check List

Client Name: INT Work Order Number: 1611262 RcptNo: 1

Received by/date: *AGM* 11/04/16

Logged By: Ashley Gallegos 11/4/2016 3:30:00 PM *AG*

Completed By: Ashley Gallegos 11/4/2016 6:14:39 PM *AG*

Reviewed By: *JC* 11/07/16

Chain of Custody

- 1. Custody seals intact on sample bottles? Yes No Not Present
- 2. Is Chain of Custody complete? Yes No Not Present
- 3. How was the sample delivered? Client

Log In

- 4. Was an attempt made to cool the samples? Yes No NA
- 5. Were all samples received at a temperature of >0° C to 6.0°C Yes No NA
- 6. Sample(s) in proper container(s)? Yes No
- 7. Sufficient sample volume for indicated test(s)? Yes No
- 8. Are samples (except VOA and ONG) properly preserved? Yes No
- 9. Was preservative added to bottles? Yes No NA
- 10. VOA vials have zero headspace? Yes No No VOA Vials
- 11. Were any sample containers received broken? Yes No
- 12. Does paperwork match bottle labels? Yes No
(Note discrepancies on chain of custody)
- 13. Are matrices correctly identified on Chain of Custody? Yes No
- 14. Is it clear what analyses were requested? Yes No
- 15. Were all holding times able to be met? Yes No
(If no, notify customer for authorization.)

of preserved bottles checked for pH: _____
 (<2 or >12 unless noted)
 Adjusted? _____
 Checked by: _____

Special Handling (if applicable)

- 16. Was client notified of all discrepancies with this order? Yes No NA

Person Notified: _____ Date: _____
 By Whom: _____ Via: eMail Phone Fax In Person
 Regarding: _____
 Client Instructions: _____

17. Additional remarks:

18. Cooler Information

Cooler No	Temp °C	Condition	Seal Intact	Seal No	Seal Date	Signed By
1	1.3	Good	Not Present			

Chain-of-Custody Record

Client: Intere

mailing Address: 6000 Upper Blaine #220
Albuquerque, NM 87110
 phone #: 505-246-1600

mail or Fax#: jtrocyc@intere.com

A/QC Package: Level 4 (Full Validation)
 Standard Other

ccreditation: NELAP Other

EDD (Type) Excel

Turn-Around Time: Standard Rush

Project Name: Abq. Railyard

Project #: COA.OCSS.#17

Project Manager: Joe Tracy / Erika Marcello

Sampler: M.H. Sephy, Frank Baerter

On Ice: Yes No

Sample Temperature: 1.3

Date	Time	Matrix	Sample Request ID	Container Type and #	Preservative Type	HEAL No.
14/16	0912	AQ	MW-07	VOA 3x VOD 7x	HCl SO ₂ H	11011202
14/16	0947	AQ	MW-06	VOA 3x VOA 2x	HCl SO ₂ H	-002
14/16	1145	AQ	MW-08	VOA 3x VOA 2x	HCl SO ₂ H	-003
14/16	1310	AQ	MW-02	VOA 3x VOA 2x	HCl SO ₂ H	-004
14/16	1335	AQ	MW-01	VOA 3x VOA 2x	HCl SO ₂ H	-005
14/16	1402	AQ	MW-03	VOA 3x VOA 2x	HCl SO ₂ H	-006
14/16	1427	AQ	MW-04	VOA 3x VOA 2x	HCl SO ₂ H	-007
14/16	1500	AQ	MW-05	VOA 3x VOA 2x	HCl SO ₂ H	-008
			Trip Blank			-009

Relinquished by: [Signature] Date: 11/04/16 Time: 1532

Relinquished by: [Signature] Date: 11/04/16 Time: 1530



HALL ENVIRONMENTAL ANALYSIS LABORATORY

www.hallenvironmental.com

4901 Hawkins NE - Albuquerque, NM 87109

Tel. 505-345-3975 Fax 505-345-4107

Analysis Request

BTEX + MTBE + TMBs (8021)	BTEX + MTBE + TPH (Gas only)	TPH 8015B (GRO / DRO / MRO)	TPH (Method 418.1)	EDB (Method 504.1)	PAH's (8310 or 8270 SIMS)	RCRA 8 Metals	Anions (F, Cl, NO ₃ , NO ₂ , PO ₄ , SO ₄)	8081 Pesticides / 8082 PCB's	8260B (VOA)	8270 (Semi-VOA)	Air Bubbles (Y or N)
				X					X		
			X	X					X		
			X	X					X		
			X	X					X		
			X	X					X		
			X	X					X		
			X	X					X		
			X	X					X		

Remarks: cc results to emarcello@intere.com

If necessary, samples submitted to Hall Environmental may be subcontracted to other accredited laboratories. This serves as notice of this possibility. Any sub-contracted data will be clearly notated on the analytical report.