


Edgings

(COPYRIGHTED)



FOR INSTRUCTIONS
ON ABOVE EDGINGS
SEE PAGE 13



*For a more lovely,
Make a lace edging*

Materials Suggested—AMERICAN THREAD COMPANY "STAR" MERCERIZED TAT- TING COTTON, ARTICLE 25 or "STAR" MERCERIZED CROCHET COTTON, AR- TICLE 30, Size 50 or 70

No. 4101

Crochet a ch for desired length, turn and work 1 s c in each st of ch, ch 6, turn.

2nd Row. D c in same space, ** ch 2, skip 3 s c, d c in next s c, * ch 4, sl st in top of d c for picot, d c in same space, repeat from *, ch 2, skip 3 s c, d c, ch 3, d c in next s c, repeat from ** across row.

No. 4102

Crochet a ch for desired length, d c in 8th st from hook, ch 2, d c in same space, * skip 2 sts of ch, d c in next st, ch 2, d c in same space, repeat from * across row, turn.

2nd Row. Sl st into loop, ** ch 3, d c in next 2 ch loop, * ch 4, sl st in top of d c just made for picot, ch 1, d c in same space, repeat from *, ch 4, sl st in top of d c just made for picot, ch 3, s c in next 2 ch loop, repeat from ** across row.

No. 4103

Ch 10, d c in 7th st from hook, ch 2, skip 2 sts of ch, d c in next st, ch 5, turn.

2nd Row. D c in next d c, ch 2, skip 2 sts, d c in next st, ch 5, turn.

3rd Row. D c in next d c, ch 2, d c in next mesh, * ch 2, d c in same mesh, repeat from * 3 times, ch 4, turn.

4th Row. S c in 1st 2 ch loop, * ch 4, s c in next 2 ch loop, repeat from * twice, ch 3, d c in next d c, ch 2, d c in next d c, ch 2, d c in 3rd st of ch 5, ch 5, turn.

5th Row. D c in next d c, ch 2, d c in next d c, ch 5, turn.

6th Row. D c in next d c, ch 2, d c in 3rd st of ch, ch 5, turn. Repeat from 3rd row for length desired.

No. 4104

Crochet a ch for length desired, d c in 8th st from hook, * ch 2, skip 2 sts of ch, d c in next st, repeat from * across row, ch 6, turn.

2nd Row. Skip 1 d c, s c in next d c, * ch 6, skip 1 d c, s c in next d c, repeat from * across row, ch 1, turn.

3rd Row. 3 s c, ch 3, 3 s c over each 6 ch loop, break thread.

4th Row. Attach thread in the 1st 3 ch loop in center of scallop at opposite end, ch 3, 2 d c in same space, ch 4, sl st in top of last d c made for picot, * ch 4, sl st in same space, repeat from * (3 picot cluster), 2 d c in same space, * ch 4, s c in 3 ch loop at center of next scallop, ch 4, 3 d c in 3 ch loop of next scallop, 3 picot cluster, 2 d c in same space, repeat from * across row.

No. 4105

Ch for desired length, d c in 7th st from hook, * ch 1, skip 1 st of ch, d c in next st, repeat from * across row, ch 1, turn.

2nd Row. S c in 1st mesh, * ch 5, s c in next mesh, ch 7, skip 1 mesh, s c in next mesh, repeat from * ending row with ch 5, s c in next mesh, ch 1, turn.

3rd Row. Sl st to center of 1st loop, s c in same loop, * ch 3, s c in next loop, ch 3, s c in same loop, ch 3, s c in next loop, repeat from * across row, break thread.

For Instructions 4106-4111 inc., see page 20

COPYRIGHT—1946

AMERICAN THREAD COMPANY

260 WEST BROADWAY, NEW YORK 13, N. Y.



*more feminine you
for a frou-frou.*

**Materials Suggested—AMERICAN THREAD
COMPANY "STAR" MERCERIZED TAT-
TING COTTON, ARTICLE 25 or "STAR"
MERCERIZED CROCHET COTTON, AR-
TICLE 30, Size 30, 50 or 70**

No. 4112

Ch 5, d c in 4th st from hook, d c in next st of ch, * ch 8, d c in 4th st from hook, 1 d c in next st of ch (shell), repeat from * for length desired, ch 6, turn.

2nd Row. D c over the ch 3 of next shell, * ch 5, sl st in 4th st from hook for picot, ch 1, d c in same space, repeat from * twice, repeat from beginning across row.

No. 4113

Ch 10, d c in 7th st from hook, skip 2 sts of ch, d c in next st, ch 2, d c in same space, ch 5, turn.

2nd Row. D c in 1st loop, 1 d c, ch 2, 1 d c in next loop, ch 5, turn.

3rd Row. D c in 1st loop, d c in next loop, * ch 2, d c in same loop, repeat from * 3 times, ch 3, turn.

4th Row. S c in 1st loop, ch 3, s c in same loop, * s c in next loop, ch 3, s c in same loop, repeat from * once, ch 1, 1 d c, ch 2, 1 d c in next loop, 1 d c, ch 2, 1 d c in next loop, ch 5, turn.

5th Row. D c in 1st loop, 1 d c, ch 2, 1 d c in next loop, ch 5, turn.

6th Row. Sl st in 5th st from hook for picot, * ch 4, sl st in same space, repeat from *, ch 1, d c, ch 2, d c in next loop, d c, ch 2, d c in next loop, ch 5, turn.

7th & 8th Rows. D c in 1st loop, 1 d c, ch 2, 1 d c in next loop, ch 5, turn. Repeat from 3rd row for length desired.

No. 4114

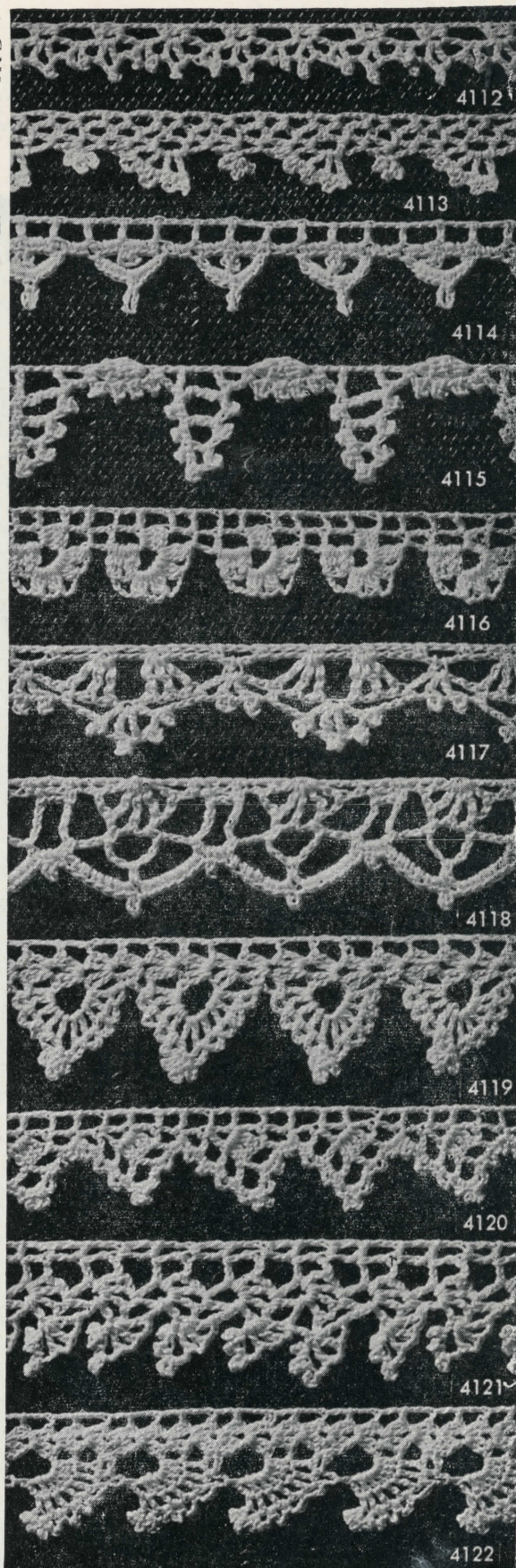
Ch for desired length, d c in 8th st from hook, * ch 2, skip 2 sts of ch, d c in next st, repeat from * across row, ch 1, turn.

2nd Row. 2 s c in loop, s c in d c, ch 5, sl st in top of s c for picot, 2 s c in loop, s c in d c, ch 7, turn, sl st in 1st s c in row, ch 1, turn and over loop work 5 s c, picot, 4 s c, * sl st in top of the s c over the d c, 2 s c in each of the next 2 loops, 1 s c in d c, picot, 2 s c in next loop, 1 s c in d c, ch 7, turn, skip 2 s c, picot and next 2 s c, sl st in next s c, ch 1, turn and over loop work 5 s c, picot, 4 s c, repeat from * across row.


No. 4115

Ch 5, ** cluster st in 4th st from hook (cluster st: * thread over needle twice, insert needle in st, pull through, thread over and work off 2 loops twice, repeat from * twice, thread over and pull through all loops at one time), ch 12, repeat from ** for length desired, cluster st in 4th st from hook, turn.

2nd Row. * Ch 4, s c in 4th st from hook for picot, repeat from * 3 times, s c in base of cluster st, ch 2, skip 1 st of ch, d c in next st, * ch 4, s c in 4th st from hook for picot, repeat from * 4 times, d c in base of 3rd picot made, picot, tr c in base of next picot, picot, d tr c (3 times over needle) in base of next picot, skip 2 sts of ch, d c in next st, ch 2, s c in top of cluster st, repeat from beginning across row, ending row with 4 picots, s c in base of next cluster st, break thread.



For Instructions 4116-4122 inc., see Page 21



Materials Suggested—AMERICAN THREAD COMPANY "STAR" MERCERIZED CROCHET COTTON, ARTICLE 30, Size 20, 30 or 50 or "STAR" Six Cord MERCERIZED CROCHET COTTON, ARTICLE 20

No. 4123

Ch 7, d c in 1st st of ch, * ch 6, d c in top of d c, repeat from * for length desired having an uneven number of loops in row, turn.

2nd Row. Sl st to center of loop, ch 3, * thread over, insert in loop, pull through and work off 2 loops, repeat from *, thread over and pull through all loops at one time, ** ch 3, d c in next loop, ch 3, cluster st in next loop (cluster st: * thread over, insert in loop, pull through and work off 2 loops, repeat from * twice, thread over and pull through all loops at one time), repeat from ** across row, ch 1, turn.

3rd Row. Sl st to center of loop, * ch 5, s c in next loop, repeat from * across row, ch 1, turn.

4th Row. 2 cluster sts with ch 5 between in 1st loop, s c in next loop, * 2 cluster sts with ch 5 between in next loop, s c in next loop, repeat from * across row, ch 1, turn.

5th Row. Sl st to center of loop, ch 6, 2 tr c with ch 3 between in same loop, * ch 3, s c in s c between cluster sts, ch 3, 3 tr c with ch 3 between each tr c in next loop, repeat from * across row, turn.

6th Row. * 2 s c, ch 4, 2 s c over each of the next 2 loops, s c in next loop, s c in next loop, repeat from * across row, break thread.

No. 4124

Ch 7, 3 d c in 1st st of ch, ch 3, 3 d c in same space (shell), ch 6, turn, shell in loop of previous shell, ch 6, and working across lower edge, s c in ch 7 loop of 1st shell, ** turn, sl st into loop, ch 4, tr c in loop, * ch 2, 2 tr c in same loop, repeat from * twice, ch 5, turn, s c in 1st loop, ch 5, s c in next loop, ch 5, s c in same loop, ch 5, s c in next loop, ch 5, s c in top of ch 4, turn and work 2 s c, ch 4, 2 s c over each of 5 loops, * shell in center of shell, ch 6, turn, repeat from * twice, shell in center of shell, ch 6, s c in ch 6 loop, then repeat from ** for length desired ending with a complete scallop.

No. 4125

Ch 8, tr c in 1st st of ch, * ch 7, tr c in top of tr c, repeat from * for length desired, ch 7, turn.

2nd Row. S c in 1st loop, * ch 7, s c in next loop, repeat from * across row, ch 1, turn.


3rd Row. 7 s c over 1st loop, * 4 s c over next loop, ch 7, turn, s c in center s c of 1st loop, ch 1, turn, 7 s c over loop, 3 s c over remainder of previous loop, 7 s c over next loop, repeat from * in same manner across row ending row with 4 s c over next loop, ch 7, turn, s c in center s c of 1st loop, ch 1, turn, 7 s c over loop, 3 s c over previous loop, ch 1, turn.

4th Row. Sl st to 4th s c, ch 5, d c in next s c, * ch 2, d c in next s c, repeat from * 4 times, ** skip 6 s c, d c in next s c, * ch 2, d c in next s c, repeat from * 5 times, then repeat from ** across row, ch 5, turn.

5th Row. D c in next d c, * ch 2, d c in next d c, repeat from *, ch 2, d c in same d c, * ch 5, sl st in 1st ch for picot, repeat from * twice, sl st in base of 1st picot, sl st in top of last d c, ch 2, d c in same space, * ch 2, d c in next d c, repeat from *, ch 2, skip 1 d c, s c between next 2 d c, ch 2, skip 1 d c, d c in next d c, then repeat from 1st * across row, break thread.

For Instructions 4126-4128 inc., see Page 22

*Lace on your very best fine linen cloth,
Woe to the guest who dares spill his broth.*



Materials Suggested—AMERICAN THREAD COMPANY "STAR" MERCERIZED CROCHET COTTON, ARTICLE 30, Size 20, 30 or 50 or "STAR" Six CORD MERCERIZED CROCHET COTTON, ARTICLE 20

No. 4129

Ch 14, d c in 8th st from hook, ch 2, skip 2 sts of ch, d c in next st, ch 2, skip 2 sts of ch, d c in end st, ch 5, turn.

2nd Row. D c in next d c, ch 2, d c in next d c, ch 2, d c in 3rd st of ch, ch 8, turn.

3rd Row. D c in 1st d c, * ch 2, d c in next d c, repeat from *, ch 2, d c in 3rd st of ch, ch 5, turn.

4th Row. D c in next d c, ch 2, d c in next d c, 2 d c in mesh, d c in next d c, ch 2, skip 2 sts of ch, d c in next st, ch 2, d tr c in same space, ch 5, turn. Continue working back and forth according to illustration for length desired.

No. 4130

Ch 23, d c in 8th st from hook, ch 2, skip 2 sts of ch, 1 d c in each of the next 4 sts of ch, * ch 2, skip 2 sts of ch, d c in next st, repeat from * twice, ch 5, turn.

2nd Row. D c in next d c, ch 2, d c in next d c, 2 d c in mesh, d c in next d c, ch 2, skip 2 d c, d c in next d c, ch 2, d c in next d c, ch 2, d c in 3rd st of ch, ch 8, turn.

3rd Row. D c in 1st d c, * ch 2, d c in next d c, repeat from * twice, ch 2, skip 2 d c, d c in next d c, 2 d c in mesh, d c in next d c, ch 2, d c in 3rd st of ch, ch 5, turn. Continue working back and forth according to illustration for length desired.

EDGE. Across scallops work a row of s c working 2 s c, ch 3, 2 s c in each 5 ch mesh of point and 2 s c, ch 3, 3 s c, ch 3, 2 s c in each point. In the 3 meshes between point, work 2 s c in 1st mesh, 2 s c, ch 3, 2 s c in center mesh, 2 s c in next mesh.

No. 4131

Ch 17, d c in 8th st from hook, 1 d c in each of the next 3 sts of ch, ch 2, skip 2 sts of ch, 1 d c in each of the next 4 sts, ch 5, turn.

2nd Row. Skip 2 d c, d c in next d c, ch 2, d c in next d c, ch 2, skip 2 d c, d c in next d c, 1 d c in each of the next 3 sts of ch, ch 2, d tr c in same space, ch 8, turn.


3rd Row. D c in d tr c, 2 d c in mesh, d c in next d c, 3 open meshes, 1 solid mesh, ch 5, turn. Continue working back and forth according to illustration for length desired.

No. 4132

Ch 21, d c in 4th st from hook, 1 d c in each of the next 2 sts of ch, * ch 2, skip 2 sts of ch, d c in next st, repeat from * twice, 1 d c in each of the next 3 sts of ch, ch 2, skip 2 sts of ch, d c in next st, ch 5, turn.

2nd Row. 1 d c in each of the next 4 d c, * ch 2, d c in next d c, repeat from *, ch 2, 1 d c in each of the next 4 d c, ch 11, turn.

3rd Row. D c in 4th st from hook, 1 d c in each of the next 7 sts of ch, d c in next d c, 3 open meshes, 2 solid meshes, 1 open mesh, ch 5, turn. Continue working back and forth according to illustration for length desired.





4134

For Instructions 4133-4134 see Page 20



*Your daintiest slip just can't compete
With one that has an edging sweet.*



Materials Suggested—AMERICAN THREAD COMPANY "STAR" MERCERIZED TATTING COTTON, ARTICLE 25 or "STAR" MERCERIZED CROCHET COTTON, ARTICLE 30, Size 50 or 70

No. 4135

1 Shuttle and 1 Ball.

R, 3 d, 4 p sep by 3 d, 3 d, cl r. * R, 3 d, join to last p of last r, 3 d, 3 p sep by 2 d, 3 d, p, 3 d, cl r. R, 3 d, join to last p of last r, 3 d, 3 p sep by 3 d, 3 d, cl r, turn. Ch, 6 d, 3 p sep by 3 d, 6 d, turn. R, 3 d, p, 3 d, join to 2nd p of last r made, 3 d, p, 3 d, p, 3 d, cl r. Repeat from * for desired length of side. Corner. R, 3 d, join to last p of last r, 3 d, 3 p sep by 2 d, 3 d, p, 3 d, cl r. R, 3 d, join to last p of last r, 3 d, 3 p sep by 3 d, 3 d, cl r, turn. Ch, 6 d, join to last p of last ch made, 3 d, join to 2nd p of same ch, 3 d, p, 6 d, turn. R, 3 d, p, 3 d, join to 2nd p of last r made, 3 d, p, 3 d, p, 3 d, cl r. Repeat from 1st * for side. All corners are worked in same manner.

No. 4136

1 Shuttle and 1 Ball.

R, 10 d, 5 p sep by 2 d, 2 d, cl r. Ch, 4 d, 9 p sep by 2 d, 4 d, join to 1st p of 1st r. * R, 10 d, 5 p sep by 2 d, 2 d, cl r, turn. Ch, 4 d, 9 p sep by 2 d, 4 d, join to 1st p of last r made, turn, repeat from * for length required for side. Corner. R, 10 d, 4 p sep by 2 d, 2 d, join to 2nd p of last r made, 2 d, cl r and continue in same manner working all corners same as 1st corner.

No. 4137

1 Shuttle and 1 Ball.

R, 4 d, p, 4 d, p, 4 d, p, 4 d, cl r. * R, 4 d, join to last p of last r made, 4 d, p, 4 d, p, 4 d, cl r. Repeat from * 3 times. (This makes a group of 5 r, turn.) ** Ch, 8 d, p, 2 d, p, 2 d, p, 8 d, turn. L R, 4 d, join to 2nd p of 5th r of group, 4 d, join to 2nd p of 4th r of group, 4 d, 3 p sep by 4 d, 4 d, cl r, turn. Ch, 8 d, p, 2 d, p, 2 d, p, 8 d, turn. R, 4 d, p, 4 d, join to last p of last r made, 4 d, p, 4 d, cl r. R, 4 d, join to last p of last r made, 4 d, 4 p sep by 4 d, 4 d, cl r. Complete 5 r group and repeat from ** for side. Corner. Ch, 8 d, p, 2 d, p, 2 d, p, 8 d, turn. R, 4 d, p, 4 d, join to 2nd p of 5th r of group, 4 d, join to 2nd p of 4th r of group, 4 d, p, 4 d, cl r. R, 4 d, join to last p of last r made, 4 d, 4 p sep by 4 d, 4 d, cl r. R, 4 d, join to last p of last r made, 4 d, 3 p sep by 4 d, 4 d, cl r, turn. Ch, 8 d, join to 3rd p of last ch made, 2 d, p, 2 d, p, 8 d, turn. R, 4 d, p, 4 d, join to 3rd p of last r made, 4 d, p, 4 d, cl r. R, 4 d, join to last p of last r made, 4 d, join to 2nd p of 2nd last r made, 4 d, p, 4 d, cl r. Complete 5 r group and repeat from 1st ** for side. All corners are worked in same manner.

No. 4138

R, 4 d, 5 p sep by 2 d, 4 d, cl r, * turn. Ch, 8 d, 5 p sep by 2 d, 8 d, turn. R, 8 d, 2 s p sep by 8 d, 8 d, cl r, turn the r just made around having thread on other side. Ch, 4 d. R, 2 d, p, 2 d, join to last p of last r made, 2 d, p, 2 d, cl r. Ch, 4 d. R, 2 d, join to free p of small r, 2 d, 2 p sep by 2 d, 2 d, cl r. Ch, 4 d, join to s p of large r, 4 d. R, 2 d, 3 p sep by 2 d, 2 d, cl r. Ch, 4 d, join to last p of small r, 2 d, 2 p sep by 2 d, 2 d, cl r. Ch, 4 d, join to next s p of large r, 4 d. R, 2 d, 3 p sep by 2 d, 2 d, cl r. Ch, 4 d. R, 2 d, join to last p of small r, 2 d, 2 p sep by 2 d, 2 d, cl r. Ch, 4 d, join in base of large r, turn. Ch, 8 d, 5 p sep by 2 d, 8 d, turn. R, 4 d, join to center p of last small r, 2 d, 4 p sep by 2 d, 4 d, cl r. Repeat from * in same manner to corner. Ch, 8 d, 5 p sep by 2 d, 8 d. R, 8 d, 2 s p sep by 8 d, 8 d, cl r, turn the r just made around having thread on other side. Ch, 4 d. R, 2 d, p, 2 d, join to last p of 2nd last r made, 2 d, p, 2 d, cl r. Ch, 4 d. R, 2 d, join to last p of last r, 2 d, 2 p sep by 2 d, 2 d, cl r. Ch, 4 d, join to s p of large r, 4 d. R, 2 d, 3 p sep by 2 d, 2 d, cl r. Ch, 4 d. R, 2 d, join to last p of last r, 2 d, 2 p sep by 2 d, 2 d, cl r. Ch, 4 d, join to next s p of large r, 4 d. R, 2 d, 3 p sep by 2 d, 2 d, cl r. Ch, 4 d. R, 2 d, join to last p of small r, 2 d, 2 p sep by 2 d, 2 d, cl r. Ch, 4 d, join to next s p of large r, 4 d. R, 2 d, 3 p sep by 2 d, 2 d, cl r. Ch, 4 d. R, 2 d, join to last p of small r, 2 d, 2 p sep by 2 d, 2 d, cl r. Ch, 4 d, join in base of large r, turn. Ch, 8 d, join to last p of ch, 2 d, join to next p of same ch, 2 d, 3 p sep by 2 d, 8 d. R, 8 d, 2 s p sep by 8 d, 8 d, cl r, turn the r just made around having thread on other side. Ch, 4 d. R, 2 d, p, 2 d, join to corresponding p of small r, 2 d, 2 p sep by 2 d, 2 d, cl r and continue in same manner working all corners same as 1st corner.

No. 4139

1 Shuttle and 1 Ball.

R, 4 d, p, 3 d, 5 p sep by 1 d, 3 d, p, 4 d, cl r. R, 4 d, join to last p of last r, 3 d, 5 p sep by 1 d, 3 d, p, 4 d, cl r, turn. Ch, 10 d, p, 15 d, 5 p sep by 2 d, 15 d, p, 10 d, turn. ** R, 4 d, p, 3 d, 5 p sep by 1 d, 3 d, p, 4 d, cl r. R, 4 d, join to last p of last r made, 3 d, 5 p sep by 1 d, 3 d, p, 4 d, cl r. R, 4 d, join to last p of last r made, 3 d, 5 p sep by 1 d, 3 d, p, 4 d, cl r, turn. Ch, 15 d, turn. R, 4 d, p, 3 d, 5 p sep by 1 d, 3 d, p, 4 d, cl r. * R, 4 d, join to p of last r made, 3 d, 5 p sep by 1 d, 3 d, p, 4 d, cl r. Repeat from *, turn. Ch, 15 d, turn. R, 4 d, p, 3 d, 5 p sep by 1 d, 3 d, p, 4 d, cl r. * R, 4 d, join to last p of last r made, 3 d, 5 p sep by 1 d, 3 d, p, 4 d, cl r. Repeat from *, turn. Ch, 10 d, join to corresponding p of opposite ch, 15 d, 5 p sep by 2 d, 15 d, p, 10 d, turn. R, 4 d, p, 3 d, 5 p sep by 1 d, 3 d, p, 4 d, cl r. R, 4 d, join to last p of last r made, 3 d, 2 p sep by 1 d, 1 d, join to center p of center r, 1 d, 2 p sep by 1 d, 3 d, p, 4 d, cl r, turn. Ch, 10 d, turn. R, 2 d, 8 p sep by 2 d, 2 d, cl r, turn. Ch, 10 d, turn. R, 4 d, p, 3 d, 5 p sep by 1 d, 3 d, p, 4 d, cl r. R, 4 d, join to last p of last r made, 3 d, 5 p sep by 1 d, 3 d, p, 4 d, cl r, turn. Ch, 10 d, join to p of opposite ch, 15 d, 5 p sep by 2 d, 15 d, p, 10 d, turn. Repeat from ** to corner. R, 4 d, p, 3 d, 5 p sep by 1 d, 3 d, p, 4 d, cl r. R, 4 d, join to last p of last r made, 3 d, 2 p sep by 1 d, 1 d, join to center p of corresponding r, 1 d, 2 p sep by 1 d, 3 d, p, 4 d, cl r. R, 4 d, join to last p of last r made, 3 d, 5 p sep by 1 d, 3 d, p, 4 d, cl r, turn. Ch, 15 d, turn. R, 4 d, p, 3 d, 5 p sep by 1 d, 3 d, p, 4 d, cl r. * R, 4 d, join to last p of last r made, 3 d, 5 p sep by 1 d, 3 d, p, 4 d, cl r.

Repeat from *, turn. Ch, 15 d, turn. R, 4 d, p, 3 d, 5 p sep by 1 d, 3 d, p, 4 d, cl r. * R, 4 d, join to last p of last r made, 3 d, 5 p sep by 1 d, 3 d, p, 4 d, cl r. Repeat from *, turn. Ch, 10 d, join to corresponding p of opposite ch, 15 d, join to next p of same ch, 1 d, join to next p of same ch, 1 d, 3 p sep by 1 d, 15 d, p, 10 d and continue in same manner working all corners same as 1st corner.

No. 4140

1 Shuttle and 1 Ball.

R, 8 d, p, 2 d, p, 8 d, cl r. Opposite R, 8 d, p, 2 d, p, 8 d, cl r. Ch, 8 d, p, 8 d, turn. R, 8 d, join to 2nd p of 1st r made, 2 d, p, 6 d, p, 2 d, cl r. R, 2 d, join to last p of last r, 6 d, p, 2 d, p, 4 d, p, 4 d, cl r, turn. * Ch, 11 d, turn. R, 4 d, join to last p of last r, 4 d, 3 p sep by 2 d, 4 d, p, 2 d, cl r. R, 2 d, join to last p of last r, 4 d, 3 p sep by 2 d, 4 d, p, 2 d, cl r. R, 2 d, join to last p of last r, 4 d, 3 p sep by 2 d, 4 d, p, 4 d, cl r, turn. Ch, 11 d, turn. R, 4 d, join to last p of last r, 4 d, p, 2 d, p, 6 d, p, 2 d, cl r. R, 2 d, join to last p of last r, 6 d, p, 2 d, p, 8 d, cl r, turn. Ch, 8 d, join to p of opposite ch, 8 d, turn. R, 8 d, join to last p of last r, 2 d, p, 8 d, cl r, turn. R, 8 d, join to p of opposite r, 2 d, p, 8 d, cl r. Ch, 8 d, 3 p sep by 3 d, 8 d, turn. R, 8 d, join to p of opposite r, 2 d, p, 8 d, cl r, turn. R, 8 d, p, 2 d, p, 8 d, cl r. Ch, 8 d, p, 8 d, turn. R, 8 d, join to free p of next to last r made, 2 d, join to free p of 9th r made, 6 d, p, 2 d, cl r. (This forms a 4 ring group.) R, 2 d, join to last p of last r, 6 d, p, 2 d, p, 4 d, p, 4 d, cl r, turn. Repeat from * to corner. Ch, 11 d, turn. R, 4 d, join to last p of last r made, 4 d, 3 p sep by 2 d, 4 d, p, 2 d, cl r. R, 2 d, join to last p of last r, 4 d, 3 p sep by 2 d, 4 d, p, 2 d, cl r. R, 2 d, join to last p of last r, 4 d, 3 p sep by 2 d, 4 d, p, 4 d, cl r, turn. Ch, 11 d, turn. R, 4 d, join to last p of last r, 4 d, p, 2 d, p, 6 d, p, 2 d, cl r. R, 2 d, join to last p of last r, 6 d, p, 2 d, p, 8 d, cl r, turn. Ch, 8 d, join to p of opposite ch, 8 d, turn. R, 8 d, join to last p of last r, 2 d, p, 8 d, cl r, turn. R, 8 d, join to p of opposite r, 2 d, p, 8 d, cl r. Ch, 8 d, p, 8 d, turn. R, 8 d, join to p of last r made, 2 d, join to free p of 1st r of 4 r group, 6 d, p, 2 d, cl r. R, 2 d, join to p of last r, 6 d, p, 2 d, p, 4 d, p, 4 d, cl r, turn. Ch, 11 d, turn. R, 4 d, join to last p of last r, 4 d, 3 p sep by 2 d, 4 d, p, 2 d, cl r. R, 2 d, join to last p of last r, 4 d, 3 p sep by 2 d, 4 d, p, 4 d, cl r, turn. Ch, 11 d, turn. R, 4 d, join to last p of last r, 4 d, p, 2 d, p, 6 d, p, 2 d, cl r. R, 2 d, join to last p of last r, 6 d, p, 2 d, p, 8 d, cl r, turn. Ch, 8 d, join to p of opposite ch, 8 d, turn. R, 8 d, join to last p of last r, 2 d, p, 8 d, cl r, turn. R, 8 d, join to p of opposite r, 2 d, p, 8 d, cl r. Ch, 8 d, p, 8 d, turn. R, 8 d, join to free p of next to last r made, 2 d, join to free p of opposite r, 6 d, p, 2 d, cl r. R, 2 d, join to last p of last r made, 6 d, p, 2 d, p, 4 d, p, 4 d, cl r. Repeat from 1st *. Work all corners in same manner.



*Your trousseau wouldn't be divine
Without these edgings, oh so fine.*



Materials Suggested—AMERICAN THREAD COMPANY "STAR" MERCERIZED TATTING COTTON, ARTICLE 25 or "STAR" MERCERIZED CROCHET COTTON, ARTICLE 30, Size 50 or 70

No. 4141

Ch for desired length, ** work a double knot st (double knot st: * pull up a loop about $\frac{1}{4}$ inch on hook, thread over and pull through ch, s c in single loop of st, repeat from * once), skip 4 sts of ch, s c in next st, repeat from ** across row, ch 5, turn.

2nd Row. S c in center s c of double knot st, ch 3, * 2 d c in center s c of next double knot st, ch 3, s c in top of last d c for picot, 2 d c in same st, picot, 2 d c in same st, ch 3, s c in center s c of next double knot st, ch 3, repeat from * across row.

No. 4142

Ch for desired length, * work a single knot st (single knot st: pull up a loop about $\frac{1}{4}$ inch on hook, thread over and pull through ch, s c in single loop of st), skip 2 sts of ch, s c in next st, repeat from * across row, work a double knot st to turn (double knot st: repeat the single knot st once).

2nd Row. S c in single loop of knot st, * work a single knot st, s c in single loop of next knot st, repeat from * across row, ch 5, turn.

3rd Row. S c in single loop of knot st, * ch 3, s c in next single loop of next knot st, repeat from * across row, ch 1, turn.

4th Row. Sl st into 1st loop, ch 4, 4 d c with ch 1 between each d c in same space, * ch 3, skip next loop, s c in next s c, ch 3, skip next loop, 5 d c with ch 1 between each d c in next loop, repeat from * across row, ch 3, turn.

5th Row. Sl st in 3rd st from hook for picot, * 2 s c in next 1 ch loop, ch 3, sl st in last s c for picot, repeat from * 3 times, 4 s c in next loop, picot, 4 s c in next loop, picot, then repeat from 1st * across row.

No. 4143


Work ch for desired length, turn. Work a single knot st (single knot st: * draw up a loop about $\frac{1}{8}$ inch on hook, thread over and pull through ch, s c in single loop of st), skip 3 sts of ch, s c in next st, repeat from * across row, work a knot st, turn.

2nd & 3rd Rows. S c over the 2 loops of next knot st, * work a knot st, s c over 2 loops of next knot st, repeat from * across row, work a single knot st, turn.

4th Row. Repeat last row, ch 4, turn.

5th Row. * 4 d c with ch 2 between each d c over the 2 loops of next knot st, ch 2, s c over 2 loops of next knot st, ch 2 and repeat from * across row, ch 1, turn.

6th Row. 2 s c over each ch 2.



No. 4144

Ch for desired length, work a single knot st, * (single knot st: pull up a loop about $\frac{1}{4}$ inch on hook, thread over and pull through ch, s c in single loop of st), skip 2 sts of ch, s c in next st, repeat from * across row. Work 1 double knot st to turn (double knot st: repeat the single knot st once).

2nd Row. S c in single loop of last single knot st, * work a single knot st, s c in single loop of next single knot st, repeat from * across row. Work a single knot st, turn.

3rd Row. Same as 2nd row, ch 5, turn.

4th Row. S c in single loop of single knot st, * ch 3, s c in next single loop of next single knot st, repeat from * across row, ch 1, turn.

5th Row. Sl st into 1st ch 3 loop, ch 3, 1 d c in same loop, ch 2, 2 d c in same loop, * ch 2, 2 d c in next loop, ch 2, 2 d c in next loop, ch 2, 2 d c in same loop (shell), repeat from * across row, ch 2, turn.

6th Row. Sl st to center of shell, ch 3, d c in same space, * ch 3, sl st in top of last d c for picot, 2 d c in same space, ch 3, sl st in top of last d c for picot, 2 d c in same space, ch 3, skip 1 loop, s c between next 2 d c, ch 3, skip 1 loop, 2 d c in center of next shell, repeat from * across row, break thread.

No. 4145

Ch for desired length, work 1 s c in each st of ch, turn.

2nd Row. Work a double knot st (double knot st: * pull up a loop about $\frac{1}{4}$ inch on hook, thread over and pull through ch, s c in single loop of st, repeat from * once), skip 3 s c, s c in next s c, * double knot st, skip 3 s c, s c in next s c, repeat from * across row, work a double knot st, turn.

3rd Row. 7 d c with ch 1 between each d c in center s c of double knot st, * ch 3, s c in center s c of next double knot st, ch 3, s c in center s c of next double knot st, ch 3, 7 d c in center s c of next double knot st, repeat from * across row ending row with * ch 3, s c in center s c of next double knot st, repeat from *, ch 2, turn.

4th Row. S c in 1st loop, ch 3, d c in next d c, * ch 2, d c in next d c, repeat from * 5 times, ch 3, * skip 1 loop, s c in next loop, ch 3, skip 1 loop, 1 d c in each of the next 7 d c with ch 2 between each d c, ch 3, repeat from * across row, turn.

5th Row. Sl st in 1st loop, ** ch 6, sl st in 4th st from hook for picot, ch 2, s c in next loop, * ch 6, sl st in 4th st from hook for picot, ch 2, s c in next loop, repeat from * 3 times, * ch 3, s c in next loop, repeat from * twice, repeat from ** across row, break thread.

No. 4146

Ch for desired length, work 1 s c in each st of ch, turn.

2nd Row. Work a double knot st (double knot st: * draw up a $\frac{1}{4}$ inch loop on hook, thread over and pull through ch, s c in single loop of st, repeat from *), skip 3 s c, s c in next s c, repeat from beginning across row, work a double knot st, turn.

3rd Row. * S c in center s c of double knot st, work a double knot st, repeat from * across row, turn.

4th Row. Repeat 3rd row, ch 4, turn.

5th Row. S c in center s c of double knot st, * ch 3, s c in center s c of next double knot st, repeat from * across row, ch 4, turn.

6th Row. 4 d c with ch 2 between each d c in 1st loop, * ch 3, skip 1 loop, 3 s c in next loop, ch 3, skip 1 loop, 5 d c with ch 2 between each d c in next loop, repeat from * across row, ch 5, turn.

7th Row. D c in d c, * ch 2, d c in next d c, repeat from * twice, * ch 3, 1 s c in next loop, 1 s c in each of the next 3 s c, 1 s c in next loop, ch 3, 1 d c in each of the next 5 d c with ch 2 between each d c, repeat from * across row, ch 5, turn.

8th Row. D c in d c, * ch 2, d c in next d c, repeat from * twice, * ch 5, skip 1 s c, 1 s c in each of the next 3 s c, ch 5, 1 d c in each of the next 5 d c with ch 2 between each d c, repeat from * across row, ch 5, turn.

9th Row. D c in d c, * ch 3, d c in next d c, repeat from * twice, * ch 5, skip 1 s c, d c in next s c, ch 5, 1 d c in each of the next 5 d c with ch 3 between each d c, repeat from * across row, ch 1, turn.

10th Row. * 2 s c in next loop, ch 3, 2 s c in same loop, repeat from * 3 times, 5 s c in each of the next 2 loops, repeat from beginning across row, break thread.

No. 4147

Ch 12, work a double knot st * pull up a $\frac{1}{4}$ inch loop on hook, thread over and pull through ch, s c in single loop of st (a single knot st), then repeat from * once for a double knot st and repeat from * twice for a tr knot st, skip 3 sts of ch, s c in next st, * work a double knot st, skip 3 sts of ch, s c in next st, repeat from *, work a tr knot st, turn.

2nd Row. S c in center s c of double knot st, work a single knot st, 4 cluster sts with ch 2 between each cluster st over the 2 loops of 1st half of next double knot st (cluster st: thread over, insert in st and work off 2 loops, * thread over, insert in same st and work off 2 loops, repeat from * twice, thread over and work off remaining loops at one time), ch 1, s c in center s c of next double knot st, ch 5, turn.

3rd Row. D c between next 2 cluster sts, * ch 2, d c between next 2 cluster sts, repeat from *, ch 2, d c in cluster st, work a double knot st, s c in 1st s c of tr knot st, work a tr knot st, turn.

4th Row. S c in center s c of next double knot st, work a single knot st, 2 cluster sts with ch 2 between each cluster st in each of the next 4 meshes (8 cluster sts), work a double knot st, turn.

5th Row. Skip 1 loop, s c in next loop, * double knot st, skip 1 loop, s c in next loop, repeat from *, double knot st, s c in top of last cluster st, double knot st, s c in 1st s c of tr knot st, tr knot st, turn.

6th Row. S c in center s c of next double knot st, * double knot st, s c in center s c of next double knot st, repeat from * 3 times, double knot st, turn.

7th Row. S c in center s c of next double knot st, * double knot st, s c in center s c of next double knot st, repeat from * twice, double knot st, s c in 1st s c of tr knot st, tr knot st, turn.

Repeat from 2nd row for length desired.

Working across top of edging, join thread in 1st free s c of knot st, * ch 6, s c in center s c of next double knot st, repeat from * across row.

Materials Suggested—AMERICAN THREAD COMPANY "STAR" MERCERIZED TATTING COTTON, ARTICLE 25 or "STAR" MERCERIZED CROCHET COTTON, ARTICLE 30, Size 30, 50 or 70

No. 4148

Crochet a ch for desired length, d c in 7th st from hook, ch 2, d c in same space, * skip 3 sts of ch, d c in next st, ch 2, d c in same space, repeat from * across row, turn.

2nd Row. Sl st into 1st 2 ch loop, ch 3, * 2 d c in next 2 ch loop, ch 4, sl st in top of d c for picot, d c in same loop, ch 3, s c in next 2 ch loop, ch 4, sl st in top of s c for picot, ch 3, repeat from * across row.

No. 4149

Crochet a ch for length desired, d c in 8th st from hook, * ch 2, skip 2 sts of ch, d c in next st, repeat from * across row, turn.

2nd Row. Sl st in mesh, ch 5, s c in next mesh, * ch 5, sl st in 3rd st from hook for picot, ch 2, s c in next mesh, ch 5, s c in next mesh, repeat from * across row ending with the picot loop, turn.

3rd Row. * Ch 8, sl st in 5th st from hook for picot, ch 4, sl st in same space for picot, ch 4, sl st in same space for picot, ch 3, skip the picot loop, 3 s c in next 5 ch loop, repeat from * across row, break thread.

No. 4150

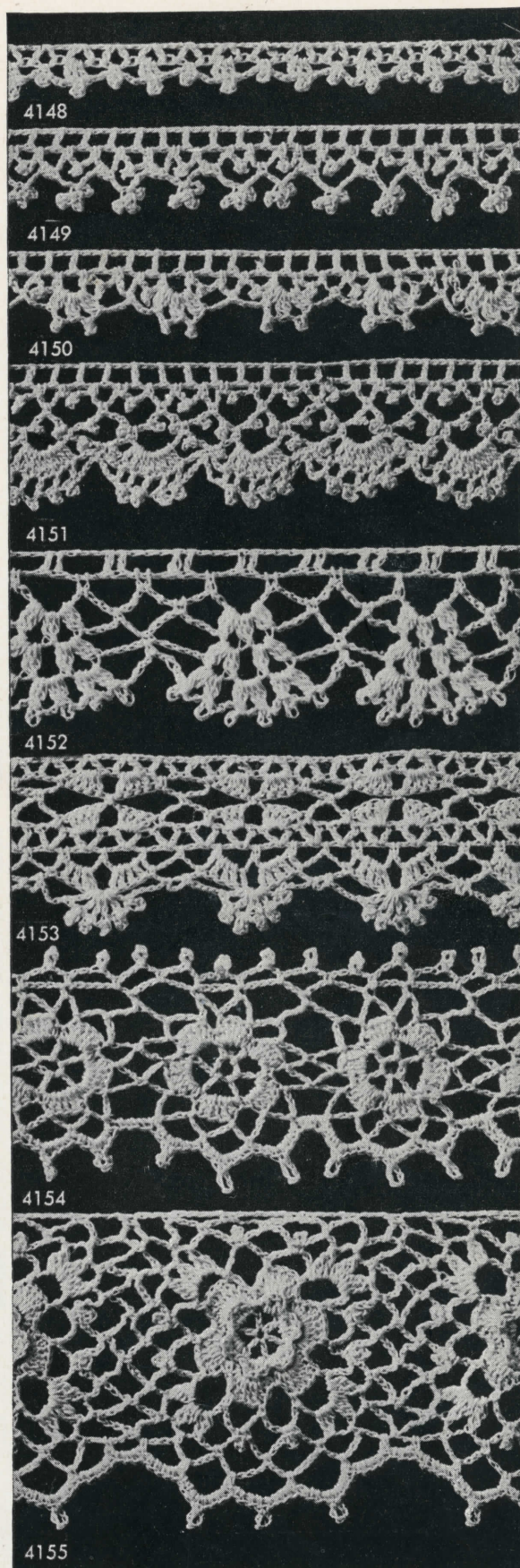
Crochet a ch for desired length, d c in 8th st from hook, * ch 2, skip 2 sts of ch, d c in next st, repeat from * across row, ch 5, turn.

2nd Row. S c in next mesh, * ch 5, sl st in 3rd st from hook for picot, ch 2, s c in next mesh, ch 5, s c in next mesh, repeat from * across row, ch 5, turn.

3rd Row. ** Skip the picot loop, cluster st in next 5 ch loop (cluster st: thread over needle, insert in loop and work off 2 loops, * thread over needle, insert in same space and work off 2 loops, repeat from *, thread over and work off remaining loops at one time), ch 5, sl st in 4th st from hook for picot, ch 1, cluster st in same space, ch 5, sl st in 4th st from hook for picot, ch 1, cluster st in same space, ch 4, s c in next 5 ch loop, ch 4, repeat from ** across row.



*Lace on
baby
Lace on
you
You'll be
daddy's
Favorite
too.*



No. 4151

Crochet a ch the length desired, d c in 8th st from hook, * ch 2, skip 2 sts of ch, d c in next st, repeat from * across row, ch 5, turn.

2nd Row. S c in next mesh, * ch 5, sl st in 3rd st from hook for picot, ch 2, s c in next mesh, ch 5, s c in next mesh, repeat from * across row, turn.

3rd Row. Ch 6, sl st in 4th st from hook for picot, ch 6, sl st in 4th st from hook for picot, ch 2, skip the picot loop, s c in next 5 ch loop, repeat from beginning across row, ch 8, turn.

4th Row. S c in center of next loop between the picots, * ch 6, sl st in 4th st from hook for picot, ch 6, sl st in 4th st from hook for picot, ch 2, s c between picots of next loop, ch 8, s c between picots of next loop, repeat from * across row, ch 8, turn.

5th Row. 9 d c (shell) in the ch 8 loop, * ch 4, s c between picots of next loop, ch 4, 9 d c (shell) in next 8 ch loop, repeat from * across row, turn.

6th Row. Ch 6, sl st in 4th st from hook for picot, ch 1, skip 1 d c of shell, d c in next d c, * ch 4, sl st in top of d c just made for picot, ch 1, skip 1 d c of shell, d c in next d c, repeat from * twice, ch 4, s c in s c between shells, ch 4, ** d c in 1st d c of next shell, * ch 4, sl st in top of d c just made for picot, ch 1, skip 1 d c of shell, d c in next d c, repeat from * 3 times, ch 4, s c in s c between shells, ch 4, repeat from ** across row, break thread.

No. 4152

Ch for desired length, d c in 4th st from hook, d c in next st, * ch 3, skip 3 sts of ch, 1 d c in each of the next 2 sts, repeat from * across row, turn.

2nd Row. Sl st to mesh, * ch 7, s c in next mesh, repeat from * across row, turn.

3rd Row. Sl st to center of loop, ** ch 7, s c in next loop, ch 5, cluster st in next loop (cluster st: * thread over, insert into loop and work off 2 loops, repeat from * twice, thread over and work off 2 loops, then work off 3 loops at one time), ch 3, cluster st in same space, ch 3, cluster st in same space, ch 5, s c in next loop, repeat from ** across row, turn.

4th Row. * Ch 5, 2 cluster sts with ch 3 between in ch 3 loop, ch 3, 2 cluster sts with ch 3 between in next ch 3 loop, ch 5, s c in ch 7 loop, repeat from * across row, turn.

5th Row. S c in s c, ch 5, cluster st in ch 3 loop, ch 4, sl st in top of cluster st for picot, ch 3, cluster st in same space, picot, * ch 3, cluster st in next ch 3 loop, picot, ch 3, cluster st in same space, picot, repeat from * once, ch 5, repeat from beginning across row.

No. 4153

Crochet a ch the length desired, d c in 8th st from hook, ch 2, d c in same space, * skip 3 sts of ch, d c in next st of ch, ch 2, d c in same space, repeat from * across row, ch 8, turn.

2nd Row. S c in 1st loop, * 4 d c in next loop, ch 1, 4 d c (shell) in next loop, s c in next loop, ch 6, s c in next loop, repeat from * across row, break thread.

Crochet another length of ch in same manner and repeat the 1st row, ch 3, turn. Join the 2 sections together in next row as follows: holding the 1st section upside down, join to 1st loop of 1st section, * ch 3, s c in next loop of 2nd section, 4 d c in next loop, ch 1, sl st between shells of 1st section, ch 1, 4 d c in next loop of 2nd section, s c in next loop, ch 3, s c in next 6 ch loop of 1st section, repeat from * across row until entire sections are joined, turn.

SCALLOP. Sl st to 1st loop, * ch 6, s c in next loop, repeat from * across row, ch 5, turn.

Next Row. * 4 d c in next loop, ch 1, 4 d c in next loop, s c in next loop, ch 6, s c in next loop, repeat from * across row, ch 5, turn.

Next Row. D c between next 2 shells, * ch 4, sl st in top of d c for picot, ch 1, d c in same space, repeat from * 4 times, ch 5, sl st in next loop, ch 4, sl st in same space, ch 5, d c between next 2 shells, repeat from first * across row, break thread.

No. 4154

Ch 6, join to form a ring, ch 6, d c into ring, * ch 3, d c into ring, repeat from * 3 times, ch 3, join in 3rd st of ch 6.

2nd Row. Ch 1 and into each mesh work a petal of 1 s c, 5 d c, 1 s c.

3rd Row. Sl st to 1st d c of petal, ch 6, sl st in last d c of same petal, * ch 6, sl st in 1st d c of next petal, ch 6, sl st in last d c of same petal, repeat from * all around, ch 6, join in 1st sl st, break thread. Work a 2nd motif joining to 1st motif in last row as follows: sl st to 1st d c of petal, ch 3, sl st in loop of 1st motif, ch 3, sl st in last d c of petal in 2nd motif, ch 3, sl st into next loop of 1st motif, ch 3, sl st in 1st d c of 2nd petal of 2nd motif and complete row to correspond. Join all motifs in same manner leaving 4 loops free between joining.

HEADING. Join thread in 4th free loop from joining, ch 5, s c in next loop, * ch 5, s c in next loop, ch 7, thread over twice, insert in next loop and work off 2 loops twice, thread over twice, insert in 1st free loop of next motif and work off all loops 2 at a time, ch 7, s c in next loop, repeat from * across row.

2nd Row. Ch 7, sl st in 5th st from hook for picot, ch 2, s c in next s c, * work another picot loop, s c in next s c, picot loop, s c over 7 ch loop, picot loop, s c over next 7 ch loop, picot loop, s c in next s c, repeat from * across row.

SCALLOP. Join thread in 4th free loop from joining, * ch 6, sl st in next loop, repeat from * twice, ** ch 3, sl st in 1st free loop of next motif, * ch 6, sl st in next loop, repeat from * twice, repeat from ** across row.

2nd Row. In each 6 ch loop work 3 s c, ch 5, sl st in last s c for picot, 3 s c, and in each 3 ch loop work 3 s c.

No. 4155

Ch 6, d c in 1st st of ch, * ch 2, d c in same space, repeat from * 3 times, ch 2, join in 4th st of ch 6.

2nd Row. Sl st into mesh and over each mesh work 1 s c, 3 d c, 1 s c, join in 1st petal.


3rd Row. * Ch 5, s c in back of work between the s c of next 2 petals, repeat from * 5 times.

4th Row. Over each loop work 1 s c, 1 s d c, 5 d c, 1 s d c, 1 s c, (s d c: thread over, insert in st, pull through and work off all loops at one time).

5th Row. Sl st to 1st d c, s c in same space, ch 7, s c in last d c of same petal, * ch 7, s c in 1st d c of next petal, ch 7, s c in last d c of same petal, repeat from * all around (12 loops).

6th Row. Sl st to loop, ch 3, * thread over, insert in loop and work off 2 loops, repeat from * thread over and work off all loops at one time, ch 3, * thread over, insert in loop and work off 2 loops, repeat from * twice, work off next 2 loops, then work off remaining 3 loops at one time (cluster st) ch 3 and work another cluster st in same space, * ch 5, s c in next loop, ch 3, s c in top of last s c for picot, s c in same loop, ch 7, s c in next loop, ch 3, s c in top of last s c for picot, s c in same loop, ch 5, 3 cluster sts with

Continued on Page 22



*For an edging that's bound to please
Try your hand at knitting these.*

Materials Suggested—AMERICAN THREAD COMPANY "STAR" PEARL COTTON, ARTICLE 90, Size 5 or "DE LUXE" MERCERIZED CROCHET AND KNITTING COTTON, ARTICLE 346

1 pr steel or plastic double pointed Knitting Needles
No. 12 or 13

No. 4161

Cast on 7 sts and K 1 row.

2nd Row. K 2, * over, K 2 tog, repeat from * once, over, K 1.

3rd, 5th and 7th Rows. K across row.

4th Row. K 2, * over, K 2 tog, repeat from * once, over, K 2.

6th Row. K 2, * over, K 2 tog, repeat from * twice, over, K 1.

8th Row. K 2, * over, K 2 tog, repeat from * twice, over, K 2.

9th Row. Bind off 4 sts and K across row.

Repeat from the 2nd row for length desired.

No. 4162

Cast on 8 sts and K 1 row.

2nd Row. Sl 1, K 2, over, K 2 tog, K 1, thread over 4 times, K 2, turn.

3rd Row. Sl 1, K 1, work K 1, P 1, K 1, P 1 into the 4 thread over sts, K 3, over, K 2 tog, K 1.

4th Row. Sl 1, K 2, over, K 2 tog, K 7.

5th Row. Sl 1, K 8, over, K 2 tog, K 1.

6th Row. Sl 1, K 2, over, K 2 tog, K 7.

7th Row. Bind off 4 sts, K 4, over, K 2 tog, K 1.

Repeat from the 2nd row for length desired.

No. 4163

Cast on 8 sts and K 1 row.

2nd Row. Sl 1, K 2, over, K 2 tog, over, sl 1, K 1, PSSO, (Pass sl st over K st) K 1.

3rd Row. Sl 1, P 1, K and P in next st, K 2, over, K 2 tog, K 1.

4th Row. Sl 1, K 2, over, K 2 tog, K 1, over, sl 1, K 1, PSSO, K 1.

5th Row. Sl 1, P 1, K and P in next st, P 1, K 2, over, K 2 tog, K 1.

6th Row. Sl 1, K 2, over, K 2 tog, K 2, over, sl 1, K 1, PSSO, K 1.

7th Row. Sl 1, P 1, K and P in next st, P 2, K 2, over, K 2 tog, K 1.

8th Row. Sl 1, K 2, over, K 2 tog, K 3, over, sl 1, K 1, PSSO, K 1.

9th Row. Sl 1, P 1, K and P in next st, P 3, K 2, over, K 2 tog, K 1.

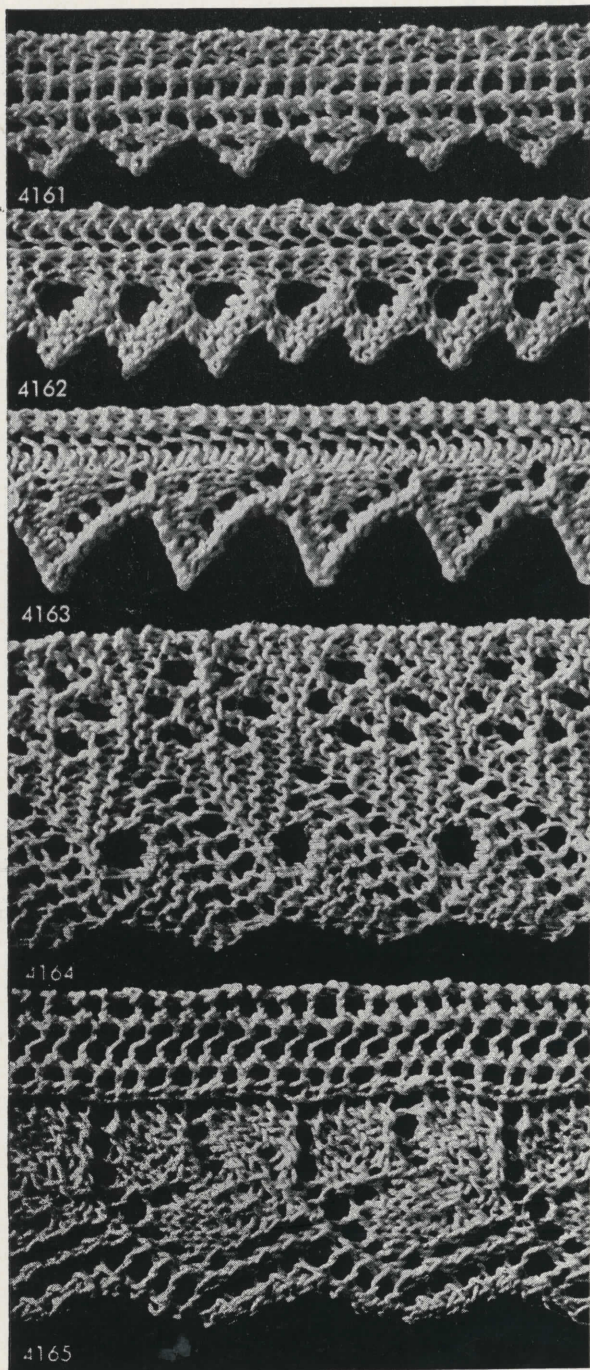
10th Row. Sl 1, K 2, over, K 2 tog, K 1, over, K 2 tog, K 1, over, sl 1, K 1, PSSO, K 1.

11th Row. Sl 1, P 1, K and P in next st, P 4, K 2, over, K 2 tog, K 1.

12th Row. Sl 1, K 2, over, K 2 tog, K 8.

13th Row. Bind off 5 sts, P 2, K 2, over, K 2 tog, K 1.

Repeat from 2nd row for length desired.




For Instruction No. 4164 see Page 22

For Instruction No. 4165 see Page 23

*To edge each sheet and pillow case
What compares with crocheted lace.*

Materials Suggested—AMERICAN THREAD COMPANY "STAR" PEARL COTTON, ARTICLE 90, Size 5 or "SILLATEEN SANSIL," ARTICLE 101 or 102 or "DE LUXE" MERCERIZED CROCHET AND KNITTING COTTON, ARTICLE 346



No. 4166

Ch 7, 4 d c with ch 2 between each d c (shell) in 1st st of ch, ch 5, turn.

2nd Row. Shell in center of previous shell, ch 5, turn. Repeat 2nd row for desired length ending with 1 d c in center of last shell, ch 1, turn.

Next Row. Working along side of work, 1 s c in 1st 5 ch loop, * ch 5, 3 s c in next 5 ch loop, repeat from * across row, ch 5, turn.

Next Row. Skip 1st s c, 3 d c with ch 2 between each d c in next s c, * s c in next loop, ch 5, s c in center s c of next s c group, ch 5, s c in next loop, 4 d c with ch 2 between each d c in next s c group, repeat from * across row, turn.

Next Row. Sl st to center of 1st loop, * ch 5, s c in next loop, ch 5, s c in next loop, ch 3, s c in 5 ch loop, ch 9, s c in next loop, ch 3, s c in next loop, repeat from * across row ending row with ch 5, s c in next loop, ch 5, s c in next loop, ch 1, turn.

Next Row. 4 s c in 1st loop, * ch 3, sl st in last s c for picot, 4 s c in next loop, 1 s c in next loop, 5 s c, picot, 4 s c in next loop, 1 s c in next loop, 4 s c in next loop, repeat from * across row ending row with picot, 4 s c in last loop, break thread.

Attach thread in center st of 1st 5 ch loop at top of work, ch 6, d c in same space, * ch 3, 1 d c in center st of next 5 ch loop, ch 3, d c in same space, repeat from * across row, break thread.

No. 4167

Ch for desired length, d c in 8th st from hook, 1 d c in each of the next 3 sts of ch, * ch 2, skip 2 sts of ch, 1 d c in each of the next 4 sts of ch, repeat from * to end of row, ch 2, skip 2 sts of ch, d c in next st, ch 5, turn.

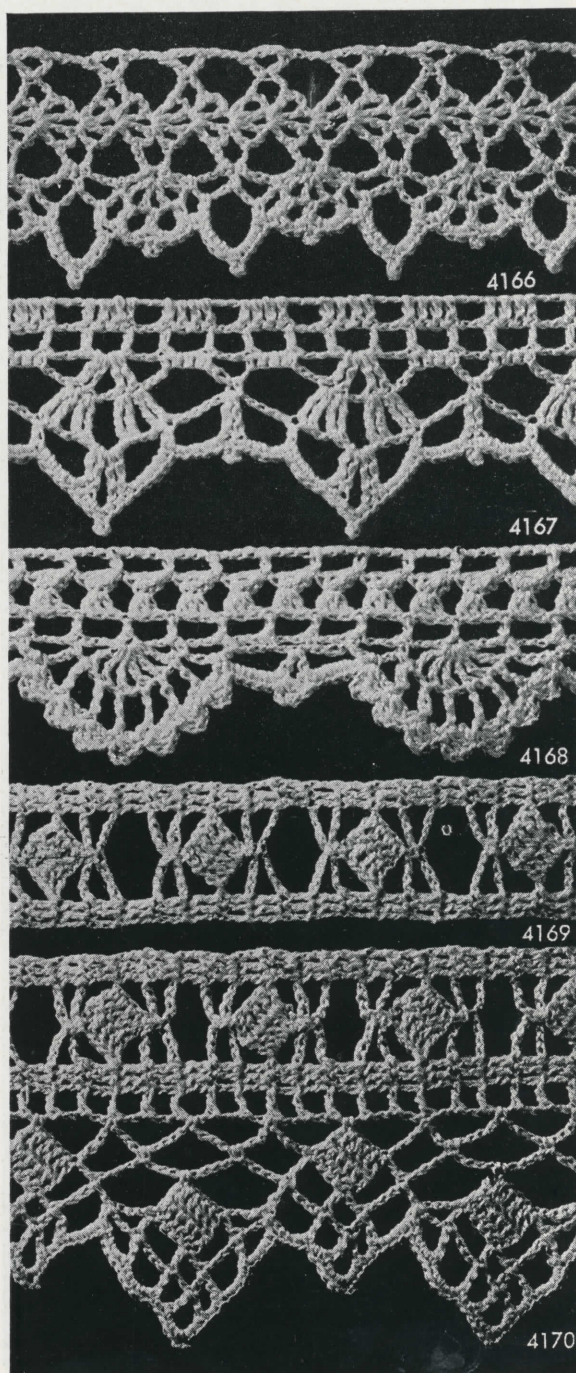
2nd Row. D c in next d c, * ch 2, skip 2 d c, d c in next d c, ch 2, d c in next d c, repeat from *, turn.

3rd Row. * Ch 4, s c in next d c, 2 s c in next mesh, 1 s c in next d c, ch 3, skip 1 mesh, 2 tr c in next mesh, ch 2, 2 tr c in same mesh, ch 3, skip 1 d c, s c in next d c, 2 s c in next mesh, 1 s c in next d c, repeat from * across row ending row with ch 4, s c in next d c, turn.

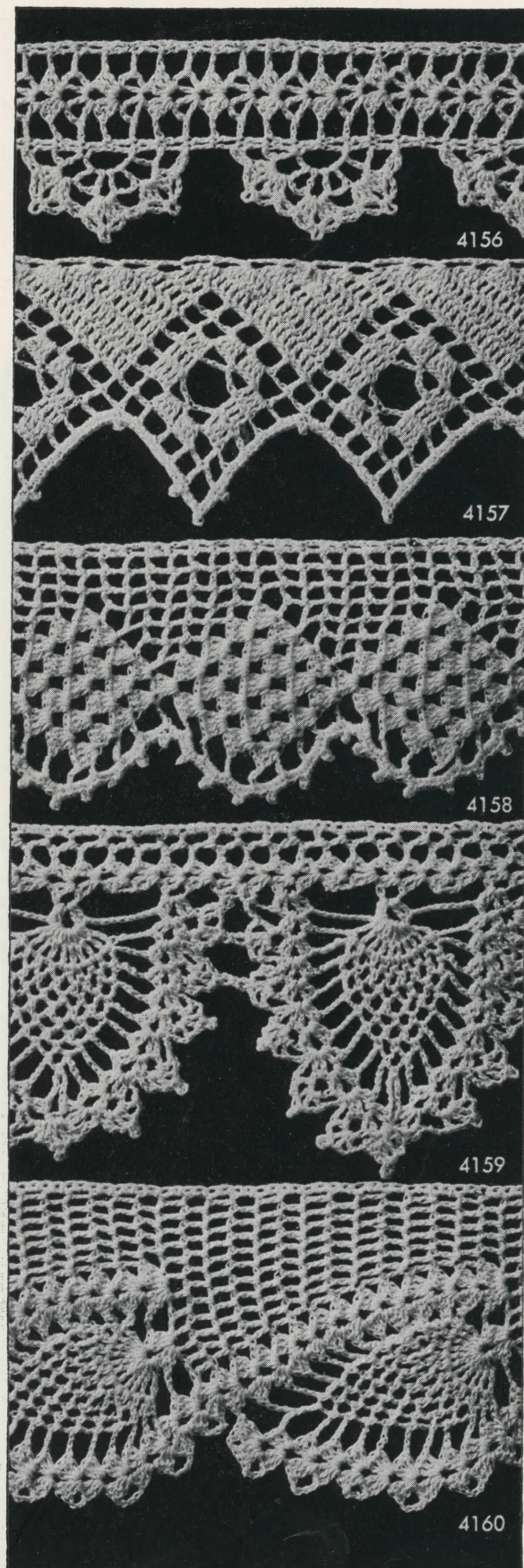
4th Row. Sl st to center of loop, s c in same loop, * ch 5, 2 tr c in next tr c, ch 2, 2 tr c in next tr c, ch 3, 2 tr c in next tr c, ch 2, 2 tr c in next tr c, ch 5, s c in 4 ch loop, repeat from * across row, ch 5, turn.

5th Row. Tr c in same space, * ch 5, s c in next tr c, ch 5, skip 3 tr c, 2 tr c in ch 3 loop, ch 3, 2 tr c in same loop, ch 5, skip 3 tr c, s c in next tr c, ch 5, 2 tr c in s c, repeat from * across row, ch 1, turn.

6th Row. 1 s c in each of next 2 tr c, ch 3, sl st in last s c for picot, 5 s c in next loop, 5 s c in next loop, 1 s c in each of the next 2 tr c, 2 s c in next loop, picot, 1 s c in same loop, 1 s c in each of the next 2 tr c, 5 s c in next loop, 5 s c in next loop, repeat from beginning across row ending with 1 s c in next tr c, picot, 1 s c in next tr c, break thread.



For Instructions No. 4168-4170 see Page 19



Materials Suggested—AMERICAN THREAD COMPANY "STAR" MERCERIZED CROCHET COTTON, ARTICLE 30, Size 20, 30 or 50 or "STAR" Six CORD MERCERIZED CROCHET COTTON, ARTICLE 20

No. 4156

Ch 12, 1 d c in 4th st from hook, ch 2, skip 2 sts of ch, 3 d c, ch 2, 3 d c (solid shell) in next st of ch, ch 2, skip 2 sts of ch, 1 d c in each of the next 2 sts, ch 3, turn.

2nd Row. 1 d c in next d c, ch 2, 4 d c with ch 2 between each d c (open shell) in center of solid shell, ch 2, 1 d c in each of the next 2 d c (ch 3 counts as 1 d c), ch 3, turn.

3rd Row. 1 d c in next d c, ch 2, solid shell in center loop of open shell, ch 2, 1 d c in each of the last 2 d c, ch 3, turn. Repeat the 2nd and 3rd rows.

6th Row. Work same as 2nd row ending row with ch 6, and working along side of work, skip 1 row, s c in next row, ch 3, d c in next row, ch 3, turn.

7th Row. D c in 6 ch loop, * ch 3, d c in same loop, repeat from * twice, ch 3, 2 d c with ch 2 between in next d c, d c in next d c, ch 2, solid shell in center loop of open shell, ch 2, 1 d c in each of the last 2 d c, ch 3, turn.

8th Row. Work same as 2nd row ending row with * ch 2, skip 1 loop, solid shell in next loop, repeat from * twice, ch 2, sl st in next row, ch 3, turn.

9th Row. * sl st in next d c, ch 3, sl st in center of shell, ch 3, sl st in same space, ch 3, skip 2 d c, sl st in next d c, ch 3, repeat from * twice, sl st in next d c, ch 3, d c in next d c, ch 2, solid shell in center loop of open shell, ch 2, 1 d c in each of the last 2 d c, ch 3, turn.

Repeat from 2nd row for desired length.

No. 4157

Ch 27, d c in 8th st from hook, * ch 2, skip 2 sts of ch, d c in next st, repeat from * 4 times, 1 d c in each of the next 3 sts of ch, ch 2, d c in next st, ch 5, turn.

2nd Row. 3 d c in 1st loop, 1 d c in each of the next 4 d c, ch 2, d c in next d c, ch 2, skip 1 mesh, 4 d c in next mesh, ch 1, 4 d c in next mesh, ch 2, skip 1 d c, d c in next d c, ch 2, d c in 3rd st of end mesh, ch 5, turn.

3rd Row. D c in next d c, 2 d c in next mesh, 1 d c in next d c, ch 3, sl st in ch 1 between next 2 solid meshes, ch 3, skip 3 d c, 1 d c in next d c, 2 d c in next mesh, d c in next d c, ch 2, 1 d c in each of the next 7 d c, 3 d c in end loop, ch 2, d c in same loop, ch 5, turn.

4th Row. 3 d c in 1st loop, 1 d c in each of the next 10 d c, ch 2, 1 d c in each of the next 4 d c, ch 7, 1 d c in each of the next 4 d c, ch 2, 1 d c in 3rd st of end mesh, ch 5, turn.

5th Row. 1 d c in each of the next 4 d c, ch 3, sl st in center st of next loop, ch 3, 1 d c in each of the next 4 d c, ch 2, 1 d c in each of the next 13 d c, 3 d c in end loop, ch 2, d c in same loop, ch 5, turn.

6th Row. 3 d c in 1st loop, 1 d c in each of the next 16 d c, ch 2, d c in next d c, ch 2, 4 d c in next loop, ch 1, 4 d c in next loop, ch 2, skip 3 d c, 1 d c in next d c, ch 2, d c in 3rd st of end mesh, ch 5, turn.

7th Row. D c in next d c, ch 2, d c in next d c, ch 2, d c in ch 1 between next 2 solid meshes, ch 2, skip 3 d c, d c next d c, * ch 2, d c in next d c, repeat from *, * ch 2, skip 2 d c, d c in next d c, repeat from * 4 times, 1 d c in each of the next 3 d c, ch 2, d c in end loop, ch 5, turn.

8th Row. 3 d c in 1st loop, 1 d c in each of the next 4 d c, ch 2, d c in next d c, ch 2, skip 1 mesh, 4 d c in next mesh, ch 1, 4 d c in next mesh, ch 2, skip 1 d c, d c in next d c, ch 2, d c in next d c, ch 5, turn. Repeat from 3rd row for desired length ending work with 7th row, ch 1, turn.

Edge. 1 s c in 1st loop, 1 s c in each of the next 4 d c, 3 s c in each of the next 10 meshes, * ch 3, sl st in top of last s c for picot, 3 s c, picot, 3 s c, picot in next loop, 3 s c in each of the next 5 meshes, picot, 3 s c in each of the next 4 meshes, repeat from * across row, break thread.

No. 4158

Ch 29, d c in 4th st from hook, * ch 2, skip 2 sts of ch, d c in next st, repeat from * 5 times, ch 2, skip 2 sts of ch, 4 d c (shell) in next st, ch 3, skip 2 sts of ch, tr c in next st, ch 7, turn.

2nd Row. 4 d c in 1st d c of shell, ch 1, skip 2 d c, 4 d c in next d c of shell, ch 2, skip 1 d c, d c in next d c, * ch 2, d c in next d c, repeat from * 4 times, d c in end ch, ch 3, turn.

3rd Row. D c in next d c, * ch 2, d c in next d c, repeat from * 3 times, ch 2, skip 1 d c, 4 d c in 1st d c of shell, ch 1, 4 d c in the ch 1 between shells, ch 1, 4 d c in last d c of next shell, ch 3, tr c in end loop, ch 7, turn.

4th Row. 4 d c in 1st d c of 1st shell, * ch 1, 4 d c in next ch 1 between shells, repeat from * once, ch 1, 4 d c in last d c of last shell, ch 2, skip 1 d c, d c in next d c, * ch 2, d c in next d c, repeat from * twice, d c in 3rd st of ch, ch 3, turn.

5th Row. D c in next d c, ch 2, d c in next d c, ch 2, d c in next d c, ch 2, skip 1 d c, 4 d c in 1st d c of next shell, * ch 1, 4 d c in the ch 1 loop between shells, repeat from * twice, ch 1, 4 d c in last d c of last shell, ch 3, tr c in end loop, ch 7, turn.

6th Row. 4 d c in the ch 1 loop between 1st 2 shells, * ch 1, shell in next ch 1 loop between shells, repeat from * twice, ch 2, d c in 4th d c of last shell, * ch 2, d c in next d c, repeat from * twice, d c in 3rd st of ch, ch 3, turn.

7th Row. D c in next d c, * ch 2, d c in next d c, repeat from * 3 times, ch 2, shell between next 2 shells, * ch 1, shell between next 2 shells, repeat from *, ch 3, tr c in end loop, ch 7, turn.

8th Row. Shell between 1st 2 shells, ch 1, shell between next 2 shells, ch 2, d c in last d c of last shell, * ch 2, d c in next d c, repeat from * 4 times, d c in 3rd st of ch, ch 3, turn.

9th Row. D c in next d c, * ch 2, d c in next d c, repeat from * 5 times, ch 2, shell between shells, ch 3, tr c in end loop, ch 7, turn. Repeat from 2nd row for length desired.

Work a row of s c and picots across lower edge working 3 s c, ch 4, sl st in last s c for picot, 2 s c in each loop of the 6 center loops of each scallop and 3 s c in 1st loop at base of scallop, picot, 2 s c in next loop at base of next scallop.

No. 4159

Ch 10, d c in 7th st from hook, ch 1, skip 2 sts of ch, 2 d c, ch 2, 2 d c (shell) in next st, ch 4, turn.

2nd Row. Shell in shell, ch 1, 1 d c, ch 2, 1 d c in end loop, ch 5, turn.

3rd Row. D c in 1st loop, ch 1, shell in shell, ch 4, turn.

Repeat the 2nd and 3rd rows 4 times, then start pineapple, ch 3 and working across lower edge work a shell in next loop, * ch 9, skip 1 loop, shell in next loop, repeat from *, ch 4, turn, ** shell in shell, ch 4, 10 tr c in next shell, ch 4, shell in next shell, ch 4, turn, shell in shell, ch 4, s c between next 2 tr c, * ch 3, s c between next 2 tr c, repeat from * 7 times (8 loops) ch 4, shell in shell, ch 4, turn, shell in shell, ch 4, s c in next 3 ch loop of pineapple, * ch 3, s c in next loop, repeat from * 6 times, ch 4, shell in shell, ch 4, turn, continue working same as last row but having 1 less loop in each row of pineapple until 1 loop remains, ch 4, turn, shell in shell, ch 4, s c in center loop, ch 4, 2 d c in next shell, ch 1, join to center of last shell made, ch 1, 2 d c in same space with the 2 d c, break thread (this completes one pineapple).

Attach thread in last d c of shell of 11th row, ch 4 and repeat the 2nd and 3rd rows 6 times, ch 3, turn, working on lower edge work a shell in next loop, * ch 9, skip 1 loop, shell in next loop, repeat from *, tr c in next row, ch 4, turn, repeat from ** for length desired.

Edge around pineapples. Attach thread at side of 1st pineapple, * ch 3, d c in next loop, ch 2, d c in same space, ch 4, sl st in top of d c just made for picot, d c in same space, ch 2, d c in same space, ch 3, s c between next 2 shells, repeat from * 4 times, ch 3, d c, ch 2, d c in joining of pineapple, picot, d c, ch 2, d c in same space, ch 3, s c between next 2 shells and work 5 shells up other side of pineapple same as opposite side, ch 3, s c over tr c, ch 1, s c in next loop of next pineapple, ch 3, * d c, ch 2, d c in next loop, ch 2, join to corresponding picot of 1st pineapple, ch 2, complete picot, d c, ch 2, d c in same space, ch 3, s c between next 2 shells, ch 3, repeat from *, then work remainder same as 1st pineapple, continue around each pineapple in same manner, joining each pineapple to previous pineapple in the 1st 2 scallops.

Work a row of s c across top working * 2 s c in next mesh, 3 s c in next mesh, repeat from * across row.

No. 4160

Ch 34, d c in 6th st from hook, * ch 1, skip 1 st of ch, d c in next st of ch, repeat from * 10 times, skip 3 sts of ch, 3 d c in next st of ch, ch 2, 3 d c in next st (shell), ch 4, turn.

2nd Row. 3 d c, ch 2, 3 d c in center of shell, * ch 3, skip 3 d c, 3 d c, ch 2, 3 d c (shell) in next mesh, repeat from *, skip 1 mesh, d c in next d c, * ch 1, d c in next mesh, repeat from * 4 times, ch 3, turn.


3rd Row. D c in 1st mesh, * ch 1, d c in next mesh, repeat from * 3 times, ch 1, d c in next d c, 3 d c, ch 2, 3 d c (shell) in center of next shell, ch 3, 11 tr c in center of next shell, ch 3, shell in center of next shell, ch 4, turn.

4th Row. Shell in center of 1st shell, ch 3, s c between 1st 2 tr c, * ch 3, s c between next 2 tr c, repeat from * 8 times, ch 3, shell in center of next shell, skip the 3 d c of shell, d c in next single d c, * ch 1, d c in next mesh, repeat from * 5 times, ch 3, turn.

5th Row. D c in 1st mesh, * ch 1, d c in next mesh, repeat from * 4 times, ch 1, d c in next d c, shell in center of next shell, ch 3, s c in 1st 3 ch loop of pineapple, * ch 3, s c in next 3 ch loop, repeat from * 7 times, ch 3, shell in center of next shell, ch 4, turn.

6th Row. Shell in center of shell, ch 3, s c in 1st 3 ch loop of pineapple, * ch 3, s c in next loop, repeat from * 6 times, ch 3, shell in next shell, d c in next single d c, * ch 1, d c in next mesh, repeat from * 6 times, ch 3, turn.

Continued on Page 23



Materials Suggested—AMERICAN THREAD COMPANY "STAR" MERCERIZED CROCHET COTTON, ARTICLE 30, Size 20, 30 or 50 or "STAR" Six CORD MERCERIZED CROCHET COTTON, ARTICLE 20

No. 4171

Crochet a ch for desired length, turn, s c in 3rd st from hook, * ch 1, skip 1 st of ch, s c in next st, repeat from * across row, turn.

2nd Row. Ch 4, thread over needle, insert in 1st st of ch (4th st from hook) and work off 2 loops, thread over needle, insert in same space and work off 2 loops, thread over and work off remaining loops at one time (single rice st), ch 4, thread over needle, insert in 1st st of ch and work off 2 loops, thread over needle, insert in same space and work off 2 loops, thread over needle and work off all loops at one time (double rice st), skip 2 s c of 1st row, s c in next s c, repeat from beginning across row, ch 4, turn.

3rd Row. Sl st in center of double rice st, work a single rice st same as previous row, ch 4, sl st in center of same double rice st, ** work a single rice st, ch 5, sl st in 5th st from hook for picot, * ch 4, sl st in same space, repeat from *, work a single rice st, s c in center of next double rice st, repeat from ** across row.

No. 4172

Ch 15, d c in 7th st from hook, d c in next st of ch, ch 2, skip 2 sts of ch, d c in next st, ch 2, skip 2 sts of ch, 1 d c in each of the last 2 sts of ch, ch 3, turn.

2nd Row. D c in next d c, ch 2, d c in next d c, ch 2, 1 d c in each of the next 2 d c, ch 3, 3 cluster sts with ch 3 between each cluster st in end loop (cluster st: thread over needle twice, insert in loop and work off 2 loops twice, * thread over needle twice, insert in same space and work off 2 loops twice, repeat from *, thread over and work off remaining loops 2 at a time), turn.


3rd Row. Ch 4, thread over needle twice, insert in 3 ch loop and work off 2 loops twice, thread over twice, insert in same space and work off 2 loops twice, thread over and work off remaining loops 2 at a time, ch 3, sl st in top of same st for picot, ch 4, sl st in same loop (petal), work a petal in same loop, petal in next loop, ch 4, * thread over needle twice, insert in same loop and work off 2 loops twice; repeat from *, thread over and work off remaining loops 2 at a time, ch 2, 1 d c in each of the next 2 d c, ch 2, d c in next d c, ch 2, 1 d c in each of the next 2 d c, ch 3, turn.

4th Row. D c in next d c, ch 2, d c in next d c, ch 2, 1 d c in each of the next 2 d c, ch 6, turn.

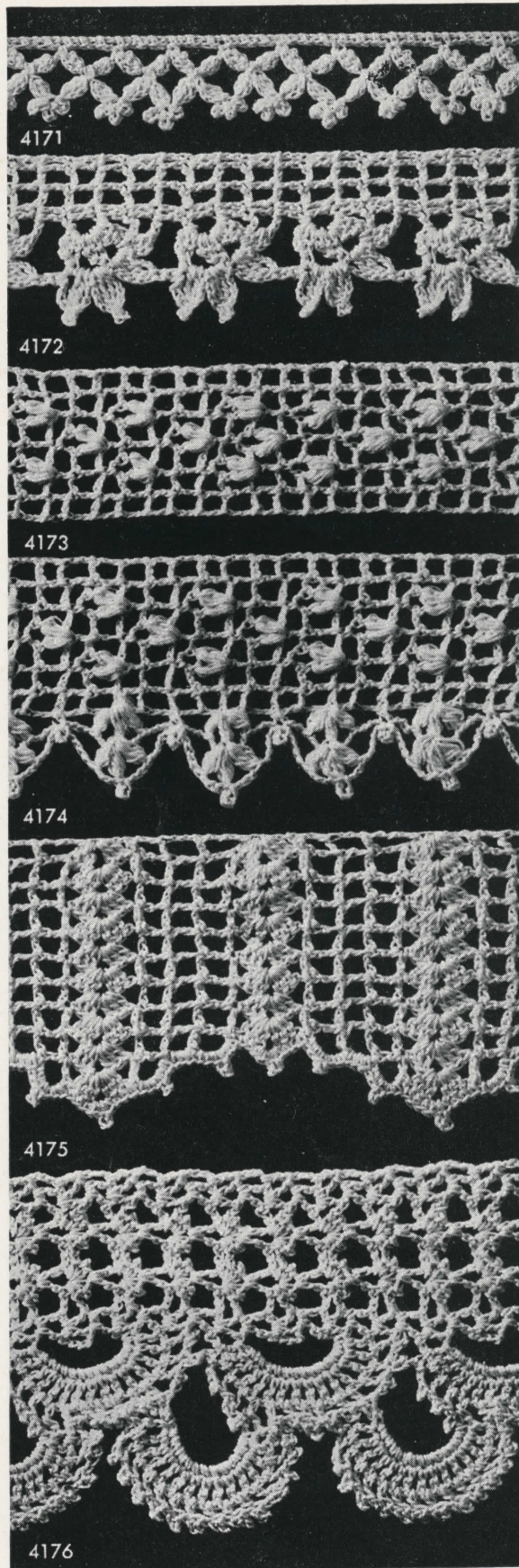
5th Row. 1 d c in each of the next 2 d c, ch 2, d c in next d c, ch 2, 1 d c in each of the next 2 d c, ch 3, turn.


6th Row. Same as 2nd row, but ch 1 at end of row, sl st in picot of 3rd petal, ch 1, turn.

7th Row. Sl st in 3 ch loop and work same as 3rd row. Repeat from 4th row for length desired.



For Instructions
No. 4173-4176 inc.,
see Page 18





*Flower edgings are the rage
See them on our cover page.*

Materials Suggested—AMERICAN THREAD COMPANY "STAR" MERCERIZED CROCHET COTTON, ARTICLE 30, Size 20, 30 or 50 or "STAR" SIX CORD MERCERIZED CROCHET COTTON, ARTICLE 20

No. 4177

Ch 8, join to form a ring, sl st in ring, ** ch 4, cluster st in ring (cluster st: * thread over needle twice, insert in ring and work off 2 loops twice, repeat from * twice, thread over and work off all loops at one time), ch 4, s c in ring, repeat from ** 4 times, * ch 20, sl st in 8th st from hook to form a ring, sl st in ring, ch 4, cluster st in ring, sl st in opposite petal, ch 4, s c in ring and work 4 more petals, then repeat from * for length required.

No. 4178

Ch 6, d c in 1st st of ch, * ch 5, d c in top of d c, repeat from * for length desired, ch 6, turn.

2nd Row. S c in 1st loop, ch 11, 2 tr c in 5th st from hook, ch 4, sl st in same space, * ch 4, 2 tr c in same space, ch 4, sl st in same space, repeat from *, ch 6, skip 1 loop, 3 s c over each of the next 2 loops, ** ch 11, tr c in 5th st from hook, sl st in center of last petal of previous flower, tr c in same space, ch 4, sl st in same space, * ch 4, 2 tr c in same space, ch 4, sl st in same space, repeat from *, ch 6, skip 1 loop, 3 s c over each of the next 2 loops, repeat from ** across row.

No. 4179

Make a ch slightly longer than desired length, d c in 8th st from hook, * ch 2, skip 2 sts of ch, d c in next st, repeat from *, ch 11, sl st in 6th st from hook to form ring, ch 5, d c in ring, * ch 2, d c in ring, repeat from * 4 times, ch 2, join in 3rd st of ch, ch 2, 2 d c in mesh, sl st in next d c, ch 2, sl st in 1st mesh made, ** ch 2, sl st in same d c of flower, * ch 2, 2 d c in next mesh, sl st in next d c, repeat from * all around, ch 1, sl st in last d c, * ch 2, skip 2 sts of ch, d c in next st, repeat from * twice, ch 11, sl st in 6th st from hook to form ring, ch 5, d c in ring, * ch 2, d c in ring, repeat from * 4 times, ch 2, join in 3rd st of ch, ch 2, 2 d c in mesh, sl st in next d c, ch 2, sl st between 5th and 6th petal of previous flower, then repeat from ** across row, break thread.

Work a row of s c across top working 3 s c in each mesh.

No. 4180

Ch 7, join to form a ring, ch 3 (ch 3 counts as 1 d c), 2 d c in ring, * ch 7, 3 d c in ring, repeat from * 3 times, ch 7, join.

2nd Row. Sl st to loop, ch 3, 14 d c in loop, * s c in center d c of d c group, 15 d c in next loop, repeat from *, s c in center d c of next d c group, ch 4, 8 d tr c (3 times over needle) with ch 1 between each d tr c in next loop, ch 1, 2 tr c with ch 1 between in same loop, ch 1, 2 d c with ch 1 between in same loop, s c in center d c of next d c group, 2 d c with ch 1 between in next loop, ch 1, 2 tr c with ch 1 between in same loop, ch 1, 8 d tr c with ch 1 between in same loop, ch 4, sl st in center d c of next d c group, break thread.

Work a 2nd pansy same as 1st pansy joining to 1st pansy in last row as follows: sl st to loop, ch 3, 7 d c in loop, join with sl st to 8th d c of 3rd small petal of previous pansy, 7 d c in same loop and complete pansy same as 1st pansy, break thread.

Work as many pansies as desired, joining in same manner.

Next Row. Attach thread in ch 1 between 1st 2 d tr c of 1st large petal of last pansy, * ch 3, s c in next 1 ch loop, repeat from * 9 times, s c in next 1 ch loop of next petal, * ch 3, s c in next 1 ch loop, repeat from * 9 times, s c in next 1 ch loop of next pansy, continue in same manner across row, break thread.

No. 4181

Make a ch slightly longer than desired length, d c in 8th st from hook, * ch 2, skip 2 sts of ch, d c in next st, repeat from * 3 times, ch 7, turn, s c in next d c, ch 1, turn, s c in loop, ch 18, sl st in 9th st from hook to form ring, ch 4, 3 tr c in ring, ch 4, sl st in ring, ch 2, sl st in 1st mesh, ch 2, sl st in ring, * ch 4, 3 tr c in ring, ch 4, sl st in ring, repeat from * 3 times, ch 10, s c in ch 7 loop, ** ch 18, sl st in 9th st from hook to form ring, ch 4, 3 tr c in ring, ch 4, sl st in ring, ch 2, sl st in center of last free petal of previous flower, ch 2, sl st in ring, * ch 4, 3 tr c in ring, ch 4, sl st in ring, repeat from * 3 times, ch 10, sl st in ch 7 loop, repeat from ** 3 times, sl st in last d c made, * ch 2, skip 2 sts of ch, d c in next st, repeat from * 3 times, ch 2, sl st in center of last petal of last flower made, ch 2, sl st in same d c, * ch 2, skip 2 sts of ch, d c in next st, repeat from * 4 times, ch 7, turn, s c in next d c, ch 1, turn, s c in loop, ch 10, sl st between 3rd and 4th petals of last flower made, ch 10, sl st in loop, then repeat from 1st ** for length desired, break thread.

Work a row of s c across top working 3 s c over each mesh.

No. 4182

Ch 4, d c in 1st st of ch, ch 3, 3 d c in top of d c, ch 3, sl st in same space, ch 3, d c in same space, * ch 12, d c in 4th st from hook, ch 3, 3 d c in top of d c, ch 3, sl st in same space, ch 3, d c in same space, repeat from *, 2 d c in same space, ch 3, sl st in same space, ch 3, 3 d c in same space, ch 3, sl st in same space, ch 3, 2 d c in same space, ** sl st in same st with 1st d c of flower, * ch 8, sl st in top of last d c made of previous flower, 2 d c in center of flower, ch 3, sl st in same space, ch 3, 3 d c in same space, ch 3, sl st in same space, ch 3, 2 d c in same space, sl st in same st with 1st d c, repeat from *, ch 11, turn.

Sl st in next free petal of previous flower, ch 8, d c in 4th st from hook, ch 3, d c in top of d c, sl st in center of ch 8, 2 d c in center of flower, ch 3, sl st in same space, ch 3, d c in same space, ch 4, sl st in center of free petal of next flower, ch 8, d c in 4th st from hook, ch 3, d c in top of d c, sl st in center of ch 8, 2 d c in center of flower, ch 3, sl st in same space, * ch 3, 3 d c in same space, ch 3, sl st in same space, repeat from *, ch 3, 2 d c in same space, sl st in same st with 1st d c, ch 8, sl st in 7th st of ch 11, ch 9, d c in 4th st from hook, ch 3, d c in top of d c, turn, sl st in center of ch 8, 2 d c in center of flower, ch 3, sl st in same space, ch 3, d c in same space, ch 4, sl st in free petal of next flower, ch 8, d c in 4th st from hook, ch 3, d c in top of d c, sl st in center of next ch 8, 2 d c in center of flower, ch 3, sl st in same space, ch 3, d c in same space, ch 4, sl st in free petal of next flower, ch 8, d c in 4th st from hook, * ch 3, 3 d c in top of d c, ch 3, sl st in same space, repeat from * twice, ch 3, 2 d c in same space, then repeat from ** for length desired. Work 7 s c over each loop at top of edging.

No. 4173

Ch 23, d c in 8th st from hook, * ch 2, skip 2 sts of ch, d c in next st, repeat from * 4 times (6 meshes), ch 5, turn.

2nd Row. D c in next d c, ch 2, thread over needle, insert in next d c and pull through, * thread over needle, insert in same space, pull through, repeat from *, thread over and pull through all loops on needle but one, thread over and pull through 2 loops (puff st) ch 3, puff st in same, space, ch 2, d c in next d c, ch 2, 2 puff sts with ch 3 between in next d c, ch 2, d c in next d c, ch 2, d c in 3rd st of ch, ch 5, turn.

3rd Row. D c in next d c, ch 3, s c in loop between puff sts, ch 3, d c in next d c, ch 3, s c in loop between next 2 puff sts, ch 3, d c in next d c, ch 2, d c in 3rd st of ch, ch 5, turn.

4th Row. D c in next d c, ch 2, d c in s c, ch 2, 2 puff sts with ch 3 between in next d c, ch 2, d c in s c, ch 2, d c in next d c, ch 2, d c in 3rd st of ch, ch 5, turn.

5th Row. D c in next d c, ch 2, d c in next d c, ch 3, s c in loop between puff sts, ch 3, d c in next d c, ch 2, d c in next d c, ch 2, d c in 3rd st of ch, ch 5, turn.

6th Row. D c in d c, ch 2, 2 puff sts with ch 3 between in next d c, ch 2, d c in s c, ch 2, 2 puff sts with ch 3 between in next d c, ch 2, d c in next d c, ch 2, d c in 3rd st of ch, ch 5, turn. Repeat from 3rd row for length desired, break thread.

No. 4174

Work same as No. 4173 for length desired. Attach thread at lower edge, * ch 4, skip 1 row, 3 puff sts with ch 3 between each puff st in corner st of next row, ch 4, skip 1 row, s c in corner st of next row, repeat from * across row.

2nd Row. Ch 5, turn and work * 1 puff st in center puff st of next scallop, ch 3, puff st in same space, ch 4, sl st in top of puff st just made for picot, ch 3, puff st in same space, ch 5, sl st in next s c, ch 4, sl st in same space for picot, ch 5, repeat from * across row, break thread.

No. 4175

Ch 5, 3 d c, ch 2, 3 d c (shell) in 5th st from hook, ch 3, turn, shell in center of shell, skip 2 d c of shell, d c in next d c, ch 3, turn, * shell in shell, skip 3 d c, d c in 3rd st of ch, ch 3, turn. Repeat from * 7 times ending with ch 5 instead of ch 3.

2nd Row. Working along the side of shells, d c in base of d c just made, * ch 2, d c in top of next d c, ch 2, d c in base of same d c, repeat from * 3 times, ch 2, 1 tr c in base of next shell, ch 5, turn.

3rd Row. D c in next d c, * ch 2, d c in next d c, repeat from * 7 times, ch 5, turn.

4th Row. D c in next d c, * ch 2, d c in next d c, repeat from * 6 times, ch 2, d c in 3rd st of 5 ch loop, ch 6, turn.

5th Row. Shell in 4th st of ch, skip 1 d c, sl st in next d c, sl st to next d c, ch 1, turn, shell in shell, skip 2 d c, d c in next d c of shell, ch 3, turn, * shell in shell, sl st in next d c, sl st to next d c, ch 1, turn, shell in shell, d c in 3rd st of ch, ch 3, turn. Repeat from * twice ending with ch 7, turn.

6th Row. Working along side of shells, d c in d c just made, ch 2, d c in base of same d c, * ch 2, d c in top of next d c, ch 2, d c in base of same d c, repeat from * twice, ch 2, tr c in base of next shell, ch 5, turn.

7th Row. D c in next d c, * ch 2, d c in next d c, repeat from * 6 times, ch 2, d c in 3rd st of 7 ch loop, ch 7, turn.

8th Row. D c in 1st d c, * ch 2, d c in next d c, repeat from * 7 times, ch 2, d c in 3rd st of 5 ch loop, ch 6, turn.

9th Row. Shell in 4th st of ch, skip 1 d c, sl st in next d c, sl st to next d c, ch 1, turn, shell in shell, skip 2 d c of shell, d c in next d c, ch 3, turn, * shell in shell, sl st in next d c, sl st to next d c, ch 1, turn, shell in shell, d c in 3rd st of ch, ch 3, turn, repeat from * twice, shell in shell, sl st in next d c, sl st to 3rd st of 7 ch loop, ch 1, turn, shell in shell, d c in 3rd st of ch, ch 5, turn. Repeat from the 2nd row for desired length.

EDGE. Working across lower edge, join thread in 1st d c of shell, * 1 s c in each of the next 3 d c, 2 s c in loop, ch 3, sl st in top of last s c for picot, 1 s c in same space, 1 s c in each of the next 3 d c, 3 s c, picot, 2 s c in next loop, 3 s c in next mesh, 3 s c, picot, 2 s c in next loop, 1 s c in each of the next 3 d c, 2 s c, picot, 1 s c in next loop, 1 s c in each of the next 3 d c, 3 s c, picot, 2 s c in next loop, 3 s c in next mesh, 3 s c, picot, 2 s c in next loop, repeat from * across row.

No. 4176

Ch 18, d c in 6th st from hook, ch 2, d c in same st, * ch 2, skip 3 sts of ch, d c in next st, ch 2, d c in same st, repeat from * twice, ch 4, turn.

2nd Row. D c in 1st ch 2 loop, ch 2, d c in same loop, ** ch 2, skip 1 loop, s c in next loop, * ch 2, s c in same loop, repeat from * twice, repeat from **, ch 2, skip 1 loop, d c in next loop, ch 2, d c in same loop, d c in end loop, ch 4, turn.

3rd Row. D c in 1st loop, ch 2, d c in same loop, ch 2, skip 2 loops, d c in next loop, ch 2, d c in same loop, ch 2, skip 3 loops, d c in next loop, ch 2, d c in same loop, ch 2, skip 2 loops, d c in next loop, ch 2, d c in same loop, ch 4, turn.

4th Row. Same as 2nd row.

5th Row. D c in 1st loop, ch 2, d c in same loop, ch 2, skip 2 loops, d c in next loop, ch 2, d c in same loop, ch 2, skip 3 loops, d c in next loop, ch 2, d c in same loop, ch 2, skip 2 loops, d c in next loop, ch 2, d c in same loop, ch 12, sl st into end loop of 2nd row, ch 1, turn.

6th Row. Work 14 s c over ch 12 loop, then work same as 2nd row.

7th Row. D c in 1st loop, ch 2, d c in same loop, ch 2, skip 2 loops, d c in next loop, ch 2, d c in same loop, ch 2, skip 3 loops, d c in next loop, ch 2, d c in same loop, ch 2, skip 2 loops, d c in next loop, ch 2, d c in same loop, 1 d c with ch 1 between each d c in each of the next 14 s c, sl st into same loop, ch 4, turn.

8th Row. Sl st into 3rd st from hook for picot, d c in 1st ch 1 loop, * ch 4, sl st in 3rd st from hook for picot, d c in next loop, repeat from * 11 times, then work same as 2nd row.

9th & 11th Rows. Same as 3rd row.

10th & 12th Rows. Same as 2nd row.

13th Row. D c in 1st loop, ch 2, d c in same loop, ch 2, skip 2 loops, d c in next loop, ch 2, d c in same loop, ch 2, skip 3 loops, d c in next loop, ch 2, d c in same loop, ch 2, skip 2 loops, d c in next loop, ch 2, d c in same loop, ch 12, working across lower edge skip 2 rows, sl st into end loop of next row, ch 1, turn.

14th Row. Same as 6th row.

Continued on Page 19, 2nd Column

No. 4168

Ch for desired length, 2 d c in 4th st from hook, skip 6 sts of ch, d c in next st, * ch 3, 2 d c in top of d c just made (shell), skip 3 sts of ch, d c in next st, repeat from * to end of row, ch 4, turn.

2nd Row. Skip 2 d c, 3 d c in 3rd st of ch of previous shell, ch 1, repeat from beginning to end of row omitting ch 1 at end of row, ch 6, turn.

3rd Row. Skip 3 d c, d c in ch 1, * ch 3, d c in next ch 1, repeat from * across row, turn.

4th Row. Ch 3, s c in next d c, * ch 3, s c in next d c, ch 5, s c in next d c, ch 1, 6 tr c with ch 1 between each tr c in next d c, ch 1, s c in next d c, ch 5, s c in next d c, ch 3, s c in next d c, ch 3, s c in next d c, repeat from * across row, turn.

6th Row. Sl st to center of 1st loop, ch 6, d c in same loop, ** ch 5, skip 1 loop, s c in next loop, * ch 3, tr c in next tr c, repeat from * 5 times, ch 3, s c in 5 ch loop, ch 5, skip 1 loop, d c in next loop, ch 3, d c in same loop, repeat from ** across row, ch 3, turn.

7th Row. 2 d c in same st, sl st in next d c, ** 5 s c in next loop, sl st in next s c, * ch 3, 2 d c in same st, sl st in next tr c, repeat from * 6 times, 5 s c in next loop, sl st in next d c, ch 3, 2 d c in same st, sl st in next d c, repeat from ** across row, break thread.

No. 4169

Ch 17, 1 d c in 4th st from hook, d c in next st of ch, ch 4, skip 4 sts of ch, s c in next st, ch 4, skip 4 sts of ch, 1 d c in each of the next 3 sts of ch, ch 3, turn.

2nd Row. 1 d c in each of the next 2 d c, ch 4, sl st in s c, ch 3, turn, 1 d c in each st of ch, ch 3, turn, 1 d c in each d c, skip 4 sts of ch, 1 d c in each of the next 3 d c, ch 3, turn.

3rd Row. 1 d c in each of the next 2 d c, ch 4, sl st in point of square, ch 4, 1 d c in each of the next 3 d c, ch 3, turn.

4th Row. 1 d c in each of the next 2 d c, ch 4, s c in sl st, ch 4, 1 d c in each of the next 3 d c, ch 3, turn.

5th Row. 1 d c in each of the next 2 d c, ch 9, 1 d c in each of the next 3 d c, ch 3, turn.

6th Row. 1 d c in each of the next 2 d c, ch 4, 1 s c in center st of ch 9, ch 4, 1 d c in each of the next 3 d c, ch 3, turn. Repeat from 2nd row for desired length omitting 5th and 6th rows at end of work, break thread.

No. 4170

Work same as No. 4169 for desired length having a multiple of 4 squares, ch 5, turn.

2nd Row. Working along side of work, d c in base of last d c, * ch 2, d c in base of next d c, repeat from * across row, ch 9, turn.

3rd Row. Skip 1 d c, sl st in next d c, * ch 9, skip 2 meshes, sl st in next mesh, ch 3, turn, 1 d c in each of the next 5 sts of 9 ch loop, ch 3, turn, 1 d c in each d c, ch 4, skip 2 d c, sl st in next d c, ch 9, skip 2 meshes, sl st in next mesh, ch 9, skip 2 d c, sl st in next d c, repeat from * across row omitting the last 9 ch loop at end of row, turn.

4th Row. Sl st to center of loop, * ch 4, d c in 1st d c of square, ch 4, d c in point of same square, ch 5, d c in same space, ch 4, d c in base of d c at next corner of same square, ch 4, s c in next 9 ch loop, ch 9, s c in next loop,

repeat from * across row omitting the 9 ch loop at end of row, ch 8, turn.

5th Row. D c in next d c, * ch 4, d c in next d c, ch 2, d c in center st of 5 ch loop, ch 5, d c in same space, ch 2, d c in next d c, ch 4, d c in next d c, ch 9, sl st in center st of next loop, ch 3, turn, 1 d c in each of the next 5 sts of ch, ch 3, turn, 1 d c in each d c, ch 4, d c in next d c, ch 3, turn, d c in next d c of square, ch 4, skip 4 d c, d c in point of same square, ch 5, d c in same st, ch 4, d c in base of d c at next corner of same square, ch 3, sl st in next d c, ch 5, turn, d c in next d c, ch 4, d c in next d c, ch 2, d c in center st of 5 ch loop, ch 5, d c in same st, ch 2, d c in next d c, ch 4, d c in next d c, ch 5, sl st in next d c, repeat from * across row, complete small scallop ending with ch 8, sl st in sl st, ch 1, turn.

6th Row. 8 s c in 1st loop, 4 s c in next loop, * 2 s c in next loop, 3 s c, ch 3, 3 s c in next loop, 2 s c in next loop, 4 s c in each of the next 3 loops, 2 s c in next loop, 3 s c, ch 3, 3 s c in next loop, 2 s c in next loop, 3 s c in each of the next 3 loops, repeat from * across row ending row with 2 s c in next loop, 3 s c, ch 3, 3 s c in next loop, 2 s c in next loop, 4 s c in next loop, 8 s c in next loop, break thread.

Continued from Page 18

15th Row. Same as 7th row, but ch 2 at end of row.

16th Row. Skip 1 picot, sl st in next picot, ch 1, sl st into 1st st of ch 2, d c in 1st ch 1 loop, * ch 4, sl st into 3rd st from hook for picot, d c in next loop, repeat from * twice, ch 12, turn, skip 1 picot of 1st scallop, sl st in next picot, ch 1, turn, work 14 s c over ch, d c in next loop, ch 1, d c in next ch 1 loop, ch 1, turn, 1 d c with ch 1 between each d c in each of the next 14 s c, skip 1 picot of 1st scallop, sl st in next picot, ch 1, turn, d c in 1st loop, * picot, d c in next loop, repeat from * 12 times, picot, s c in next loop, * picot, d c in next ch 1 loop, repeat from * 7 times and continue as in 2nd row. Continue working from the 9th row for length desired.

Suggested Needle Sizes for Threads

Thread	Steel Crochet Hooks
"STAR" Mercerized Tatting Cotton, Article 25, Size 70.....	No. 14
"STAR" Mercerized Crochet Cotton, Article 20, Size 20.....	No. 11
"STAR" Mercerized Crochet Cotton, Article 20, Size 30.....	No. 11, No. 12
"STAR" Mercerized Crochet Cotton, Article 20, Size 50.....	No. 12, No. 13
"STAR" Mercerized Crochet Cotton, Article 20, Size 70.....	No. 14
"STAR" Pearl Cotton, Article 90, Size 5.....	No. 7
"SILLATEEN SANSIL".....	No. 10
"DE LUXE" Mercerized Crochet and Knitting Cotton, Article 346.....	No. 7
"PURITAN" Mercerized Crochet and Knitting Cotton, Article 40.....	No. 7
"TROJAN" Mercerized Crochet and Knitting Cotton, Article 33.....	No. 7

No. 4106

Ch for desired length, d c in 7th st from hook, * ch 1, skip 1 st of ch, d c in next st, repeat from * across row having a multiple of 4 meshes, ch 9, turn.

2nd Row. Skip 3 d c, s c in next d c, * ch 9, skip 3 d c, s c in next d c, repeat from * across row, ch 1, turn.

3rd Row. 4 s c in 1st loop, ch 3, s c in same loop, ch 3, 4 s c in same loop, * 4 s c in next loop, ch 3, s c in same loop, ch 3, 4 s c in same loop, repeat from * across row ending with sl st in last d c, ch 1, turn.

4th Row. Sl st to 1st 3 ch loop, ch 5, s c in next loop, * ch 3, d c in s c between scallops, ch 3, s c in next loop, ch 5, s c in next loop, repeat from * across row, break thread.

No. 4107

Ch for length desired, d c in 8th st from hook, * ch 1, skip 2 sts of ch, d c in next st, ch 1, skip 2 sts of ch, 1 d c, ch 3, 1 d c in next st, repeat from * across row, ch 1, turn.

2nd Row. 3 s c in 3 ch loop, * 1 s c in next 1 ch loop, 1 s c in next d c, 1 s c in next 1 ch loop, 3 s c in next 3 ch loop, repeat from * across row, turn.

3rd Row. Sl st to next st, ch 6, d c in same space, * ch 1, skip 2 s c, d c in next s c, ch 1, skip 2 s c, 1 d c, ch 3, 1 d c (shell) in next s c, repeat from * across row, turn.

4th Row. Sl st into loop, ch 3, d c in same space, ch 4, sl st in top of last d c for picot, d c in same space, * ch 3, sl st in single d c between shells, ch 4, sl st in same space for picot, ch 3, 2 d c, picot, 1 d c in center of next shell, repeat from * across row, break thread.

No. 4108

Crochet a ch for length desired, d c in 8th st from hook, * ch 2, skip 2 sts of ch, d c in next st, repeat from * across row, ch 5, turn.

2nd Row. S c in next mesh, * ch 5, s c in next mesh, repeat from * across row, ch 5, turn.

3rd Row. S c in 1st loop, ** 2 cluster sts with ch 4 between in next loop (cluster st: thread over needle, insert in loop and work off 2 loops, * thread over needle, insert in same space and work off 2 loops, repeat from *, thread over and work off remaining loops at one time), s c in next loop, ch 5, s c in next loop, repeat from ** across row, ch 5, turn.

4th Row. S c in 1st loop, ch 3, d c between next 2 cluster sts, * ch 2, d c in same space, repeat from * twice, * ch 3, s c in next 5 ch loop, ch 3, 4 d c with ch 2 between each d c in next loop between cluster sts, repeat from * across row, ch 4, turn.

5th Row. S c in next loop, * ch 4, s c in next loop, repeat from * across row, break thread.

No. 4109

Ch 14, sl st in 8th st from hook, * ch 18, sl st in 8th st from hook, repeat from * for desired length.

2nd Row. Sl st to center of loop, ch 9, sl st in 4th st from hook for picot, ch 1, d tr c (3 times over needle) in same st, * ch 4, sl st in 4th st from hook for picots, ch 1, d tr c in same st, repeat from * 5 times, * skip 5 sts of ch, d c in next st, 8 d tr c with a picot and ch 1 between each d tr c in center st of next loop, repeat from * across row, d c in last st of ch, break thread.

No. 4110

Ch for desired length, d c in 6th st from hook, * ch 1, skip 1 st of ch, d c in next st, repeat from * across row.

2nd Row. * Ch 7, skip 1 d c, s c in next d c, repeat from * across row.

3rd Row. Sl st to loop, ch 1, 3 s c over loop, * ch 5, 3 s c over next loop, repeat from * across row.

4th Row. Sl st to center of loop, ** ch 5, d c in next 5 ch loop, * ch 5, sl st in 5th st from hook for picot, repeat from * twice, d c in top of last d c, d c in same space with 1st d c, ch 5, s c in next loop, repeat from ** across row.

No. 4111

Ch for desired length, turn and work a row of s c on ch.

2nd Row. * Ch 7, skip 3 s c, s c in next s c, repeat from * across row, turn.

3rd Row. Sl st to center of loop, * ch 7, sl st in 5th st from hook for picot, repeat from *, ch 2, s c in next loop, ch 12, sl st in 9th st from hook to form a ring, ch 3, s c in next loop. Repeat from first * across row, turn.

4th Row. Sl st to center of double picot loop, * ch 3 and into 9 ch ring work 5 d c, ch 5, sl st in last d c for picot, 5 d c, ch 3, s c between next 2 picots, repeat from * across row.

No. 4133 Illustrated on Page 5

Ch 29, d c in 8th st from hook, * ch 2, skip 2 sts of ch, d c in next st, repeat from * 6 times, ch 5, turn.

2nd Row. D c in next d c, * ch 2, d c in next d c, repeat from * 5 times, ch 2, d c in 3rd st of ch, ch 2, d tr c in same space, ch 8, turn.

3rd Row. D c in d tr c, ch 2, d c in next d c, ch 2, d c in next d c, 2 d c in mesh, d c in next d c, 6 open meshes, ch 5, turn. Continue working back and forth according to illustration for length desired.

No. 4134

Ch 32, d c in 8th st from hook, 1 d c in each of the next 6 sts of ch, ch 2, skip 2 sts of ch, d c in next st, ch 2, skip 2 sts of ch, 1 d c in each of the next 7 sts, * ch 2, skip 2 sts of ch, d c in next st, repeat from *, ch 8, turn.

2nd Row. D c in 1st d c, 2 d c in mesh, d c in next d c, 2 d c in next mesh, d c in next d c, * ch 2, skip 2 d c, d c in next d c, repeat from *, 2 d c in next mesh, d c in next d c, ch 2, d c in next d c, ch 2, skip 2 d c, 1 d c in each of the next 4 d c, ch 2, d c in 3rd st of ch, ch 5, turn. Continue working back and forth according to illustration for length desired.

EDGE. Across scallop work * 2 s c in next mesh, ch 3, sl st in top of s c for picot, ch 3, sl st in same space, 2 s c in same mesh, repeat from * in each 5 ch mesh and work 2 s c in each 2 ch mesh. In each of the 3 meshes across point, work 2 s c double picot, 2 s c.

CECELIA VANEK, the designer of the edgings shown in this book, is eager to be of service to you. If you have any needlework problems or if you would like suggestions on how to use these edgings address your letters to Miss Vanek at the address shown on the cover and she will be happy to give her expert advice.

No. 4116

Ch 11, d c in 8th st from hook, ch 2, skip 2 sts of ch, d c in next st, ch 5, turn.

2nd Row. D c in next d c, 3 d c in end mesh, ch 4, 2 cluster sts with ch 2 between in same mesh (cluster st: thread over needle, insert in mesh and work off 2 loops, * thread over needle, insert in same space and work off 2 loops, repeat from *, thread over and work off remaining loops at one time), ch 4, turn.

3rd Row. Skip the 2 cluster sts and work 2 cluster sts with ch 2 between in next 4 ch loop, ch 4, 2 cluster sts with ch 2 between in same space, ch 2, skip 3 d c, d c in next d c, ch 2, d c in 3rd st of ch, ch 5, turn.

4th Row. D c in next d c, ch 2, d c in next cluster st, ch 5, turn.

5th Row. D c in next d c, ch 2, d c in 3rd st of ch, ch 5, turn.

Repeat from 2nd row for length desired.

No. 4117

Ch for desired length, s c in 2nd st from hook, ** ch 3, skip 2 sts of ch, s c in next st, * ch 3, skip 3 sts of ch, s c in next st, repeat from * twice, repeat from ** across row ending with ch 3, skip 2 sts of ch, s c in next st, ch 1, turn.

2nd Row. Sl st to center of loop, * ch 3, skip 1 s c, 3 tr c with ch 1 between each tr c in next s c, ch 3, 3 tr c with ch 1 between each tr c in next s c, ch 3, skip 1 loop, s c in next loop, repeat from * across row, turn.

3rd Row. Ch 6, sl st in 3rd st from hook for picot, ch 1, d c in same st, ch 3, sl st in top of d c for picot, ** ch 1, s c in next tr c, ch 3, skip 2 tr c, d c, and picot in center st of next 3 ch loop, * ch 1, tr c, and picot in same st, repeat from *, ch 1, d c, and picot in next s c, ch 1, d c, and picot in same st, repeat from ** across row, break thread.

No. 4118

Ch for desired length, s c in 2nd st from hook, * ch 1, skip 3 sts of ch, d c in next st, ch 2, 3 tr c with ch 2 between each tr c in same st, ch 2, d c in same st, (shell) ch 1, skip 2 sts of ch, s c in next st, ch 2, skip 2 sts of ch, s c in next st, repeat from * across row ending row with shell, ch 1, skip 3 sts of ch, s c in next st, turn.

2nd Row. * Ch 7, skip 2 loops, s c in next loop, ch 7, s c in next loop, ch 7, skip 2 loops, s c in next s c, ch 2, s c in next s c, repeat from * across row, ch 1, turn.

3rd Row. Sl st to 4th st of ch, * ch 7, s c in next loop, ch 7, s c in next loop, ch 2, s c in next loop, repeat from * across row ending row with ch 7, s c in next loop, ch 7, s c in next loop, ch 1, turn.

4th Row. 7 s c in 1st loop, ch 3, sl st in last s c for picot, 7 s c in next loop, * s c, picot, s c in next loop, 7 s c in next loop, ch 3, sl st in last s c for picot, 7 s c in next loop, repeat from * across row, break thread.

No. 4119

Ch 5, d c in 4th st from hook, ch 2, 2 d c in next st of ch, ch 5, turn.

2nd Row. Skip 1 d c, 2 d c, ch 2, 2 d c (shell) in the 2 ch loop, ch 1, d c in 3rd st of ch, ch 5, turn.

3rd Row. Shell in center of previous shell, ch 8, turn.

4th Row. Shell in center of shell, ch 1, d c in 4th st of ch, ch 5, turn.

5th Row. Shell in center of shell, ch 1, d c in 9 ch loop of previous row, * ch 1, d c in same space, repeat from *

3 times, ch 3, d c in same space, * ch 1, d c in same space, repeat from * 3 times, ch 1, counting back 3 rows, s c in d c of next row, ch 4, turn.

6th Row. S c between next 2 d c, * ch 4, s c in ch 1 loop between next 2 d c, repeat from * 3 times, ch 4, sl st in top of s c for picot, * ch 4, sl st in same space for picot, repeat from *, s c in same space, * ch 4, s c in next 1 ch loop, repeat from * 3 times, ch 1, shell in center of shell, ch 1, d c in 4th st of ch, ch 5, turn. Repeat from 3rd row for length desired.

No. 4120

Ch 8, d c in 8th st from hook, ch 2, d c in same st, ch 5, turn.

2nd Row. D c in next d c, ch 2, d c in same space, ch 2, skip 2 sts of ch, d c in next st of ch, ch 5, turn.

3rd Row. D c in next d c, ch 2, d c in same space, 2 d c in next loop, d c in next d c, ch 2, d c in 3rd st of ch, ch 5, turn.

4th Row. D c in next d c, ch 2, skip 2 d c, d c in next d c, ch 2, d c in next d c, ch 2, d c in 3rd st of ch, ch 5, turn.

5th Row. D c in next d c, ch 2, d c in same space, ch 5, turn.

Repeat from 2nd row for length desired, break thread.

Edge-Work. 1 s c, ch 3, 1 s c in each mesh on each side of scallop working 1 s c, ch 3, 1 s c in mesh at point of scallop, ch 3, sl st in top of s c for picot, ch 3, sl st in same space for picot, s c, ch 3, 1 s c in same mesh.

No. 4121

Ch 12, d c in 8th st from hook, ch 3, d c in same space, ch 2, skip 2 sts of ch, d c in next st, ch 1, skip 1 st of ch, d c in next st, ch 4, turn.

2nd Row. D c in next d c, ch 2, skip 1 mesh, 4 d c with ch 2 between each d c in next 3 ch loop (shell), ch 2, skip 2 sts of ch, d c in next st, ch 4, turn.

3rd Row. Sl st in 4th st from hook for picot, * ch 4, sl st in 4th st from hook for picot, repeat from *, ch 2, d c in 1st d c, * ch 2, d c in same space, repeat from *, ch 2, 2 d c with ch 3 between in center loop of shell, ch 2, skip the 2 d c of shell, d c in next d c, ch 1, d c in 3rd st of ch, ch 4, turn.

4th Row. D c in next d c, ch 2, skip 1 mesh, 4 d c with ch 2 between each d c in next 3 ch loop, ch 2, skip 1 mesh, d c in next d c, ch 4, turn.

Repeat the 3rd and 4th rows for length desired.

No. 4122

Ch 13, 2 d c in 6th st from hook, ch 2, 2 d c in next st of ch (shell), ch 5, skip 5 sts of ch, s c in next st, ch 3, turn.

2nd Row. 6 d c in the 5 ch loop, ch 1, 2 d c, ch 2, 2 d c (shell) in center of previous shell, ch 1, skip the 2 d c of shell and 1 st of ch, d c in next st of ch, ch 5, turn.

3rd Row. Shell in center of shell, ch 1, skip the 2 d c of shell, 1 d c in each of the next 7 d c with ch 1 between each d c, ch 4, turn.

4th Row. Sl st in top of last d c made for picot, ch 4, sl st in same space, ch 4, sl st in same space, ch 4, s c between the 2nd and 3rd d c, * ch 4, s c in next 1 ch loop, repeat from * 4 times, ch 2, shell in center of shell, ch 1, d c in 4th st of ch, ch 5, turn.

5th Row. Shell in shell, ch 5, skip 2 loops of previous row, s c in next loop, ch 3, turn. Repeat from 2nd row for length desired.

ch 3 between each cluster st in next loop, repeat from * twice, ch 5, s c in next loop, ch 3, sl st in top of last s c for picot, s c in same loop, ch 7, s c in next loop, ch 3, sl st in top of last s c for picot, s c in same loop, ch 5, join in 1st cluster st.

7th Row. Sl st in next ch 3 loop, ** ch 9, s c in next loop, * ch 7, s c in next loop, repeat from * 3 times and repeat from ** all around, break thread.

Work a 2nd motif, joining motif to 1st motif in the last row as follows: ch 4, s c in corner loop of 1st motif, ch 4, s c in next loop of 2nd motif, * ch 3, s c in next loop of 1st motif, ch 3, s c in next loop of 2nd motif, repeat from * 3 times, ch 4, s c in corner loop of 1st motif, ch 4, s c in next loop of 2nd motif and complete 2nd motif same as 1st motif. Work as many motifs as required joining each in the same manner.

HEADING. Join thread to corner loop, ch 5, s c in next loop, * ch 5, s c in next loop, repeat from * twice, ch 3, insert needle in next loop and work off 2 loops, thread over, insert needle in next loop and work off 2 loops, then work off remaining loops 2 at a time, ch 3, s c in next loop, repeat from 1st * across row.

SCALLOP. Join thread in corner loop on wrong side of work, ch 5, s c in next loop, * ch 7, s c in next loop, repeat from * twice, ch 5, s c in next loop, ch 3, s c in next loop and repeat from beginning across row, ch 1, turn.

2nd Row. 5 s c in next loop, 4 s c, 5 ch picot, 4 s c in each of the next 3 loops, 5 s c in next loop, 3 s c in next loop, repeat from beginning across row.

No. 4126 Illustrated on Page 4

Ch 8, tr c in 1st st of ch, * ch 7, tr c in top of tr c, repeat from * for length desired having an even number of loops, ch 1, turn and ** work 7 s c over loop, 4 s c over next loop, ch 10, turn, sl st in center s c of previous loop, turn, sl st to loop, ch 3 and work 6 d c, ch 3, 6 d c over loop, ch 2, sl st in same loop, sl st in last s c, 3 s c over remainder of loop, 7 s c over next loop, 4 s c over next loop, ch 10, turn, sl st in center s c of previous loop, turn, sl st to loop, ch 3, sl st in d c of previous d c scallop, 6 d c over loop, ch 10, turn, sl st in ch 3 loop of previous scallop, turn, sl st into loop, ch 4, tr c in loop, * ch 7, sl st in 5th st from hook for picot, ch 2, 2 tr c in same loop, repeat from * 5 times, ch 7, sl st in 5th st from hook for picot, ch 2, tr c in same loop, ch 3, sl st in same loop, sl st in last d c and work 6 d c over remainder of loop, ch 2, sl st in same loop, sl st in last s c and work 3 s c over remainder of loop, then repeat from ** for length desired, joining each d c scallop same as 2nd and 1st d c scallop, break thread.

No. 4127

Ch for desired length, turn and work 1 s c in each st of ch, ch 5, turn.

2nd Row. Skip 3 s c, s c in next s c, * ch 5, skip 3 s c, s c in next s c, repeat from * across row, ch 2, turn.

3rd Row. S c in next loop, ch 3, 9 d c in next loop, * ch 3, s c in next loop, ch 3, 9 d c in next loop, repeat from * across row, turn.

4th Row. Sl st to next d c, ch 3, d c in next d c, 2 d c in each of the next 3 d c, d c in next d c, * ch 5, skip 1 d c, 1 d c in each of the next 2 d c, 2 d c in each of the next 3 d c, d c in next d c, repeat from * across row, turn.

5th Row. Sl st to next d c, ch 3, 1 d c in each of the next 5 d c, * ch 3, s c in next loop, ch 8, s c in 6th st from hook for picot loop, ch 2, s c in same loop of previous row, ch 3, skip 1 d c, 1 d c in each of the next 6 d c, repeat from * across row, turn.

6th Row. Sl st to next d c, ch 3, * thread over needle, insert in next d c and work off 2 loops, repeat from * twice, thread over and work off all loops at one time, ** ch 3, d c in picot loop, * ch 2, d c in same space, repeat from * 4 times, ch 3, skip 1 d c, * thread over needle, insert in next d c and work off 2 loops, repeat from * 3 times, thread over and work off all loops at one time (cluster st), repeat from ** across row, ch 5, turn.

7th Row. Skip 1 loop, s c in next loop, * ch 5, s c in next loop, repeat from *, ch 5, s c in same loop, * ch 5, s c in next loop, repeat from *, ch 3, s c in top of cluster st, ch 3, repeat from beginning across row.

No. 4128

Ch 37, 1 s c in 15th st from hook, 1 s c in each of the next 2 sts of ch, * ch 7, skip 7 sts of ch, 1 s c in each of the next 3 sts of ch, repeat from *, ch 10, turn.

2nd Row. 3 s c in 1st loop, * ch 7, 3 s c in next loop, repeat from *, ch 10, turn.

Repeat 2nd row for length desired having an even number of loops down long side, then working down long side of work, ch 5, 3 cluster sts with ch 5 between each cluster st in same loop with last 3 s c (cluster st: * thread over twice, insert in loop, pull through and work off 2 loops twice, repeat from * twice, thread over and work off all loops at one time), ch 3, s c in next loop, * ch 3, 3 cluster sts with ch 5 between each cluster st in next loop, ch 3, s c in next loop, repeat from * across row, ch 7, turn.

Next Row. Skip 1st loop, s c in next loop, * ch 7, s c in next loop, repeat from *, ** ch 2, s c in next loop, * ch 7, s c in next loop, repeat from * twice, then repeat from ** across row, ch 1, turn.

Next Row. Work 4 s c, ch 4, 4 s c over each of the next 3 loops, * skip 2 ch loop and work 4 s c, ch 4, 4 s c over each of the next 3 loops, repeat from * across row, break thread.

No. 4164 Illustrated on Page 12

Cast on 19 sts and K 1 row.

2nd Row. K 9, over, K 2 tog, over, K 2 tog, thread over 4 times, K 2 tog twice, over, K 2 tog.

3rd Row. K 4, work K 1, P 1, K 1, P 1 into the 4 thread over sts slipping off 1 loop at a time, K 13.

4th Row. K 3, K 2 tog, over twice (both overs are worked in the next row), K 2 tog, K 3, over, K 2 tog, over, K 2 tog, K 4, K 2 tog, over, K 1.

5th Row. K 16, P 1, K 4.

6th Row. K 1, K 2 tog, over twice, K 2 tog twice, over twice, K 2 tog, K 2, over, K 2 tog, over, K 2 tog, K 3, K 2 tog, over, K 1.

7th Row. K 14, P 1, K 3, P 1, K 2.

8th Row. K 12, over, K 2 tog, over, K 2 tog, K 2, K 2 tog, over, K 1.

9th Row. K across row.

10th Row. K 1, K 2 tog, over twice, K 2 tog twice, over twice, K 2 tog, K 4, over, K 2 tog, over, K 2 tog, K 1, K 2 tog, over, K 1.

11th Row. K 14, P 1, K 3, P 1, K 2.

12th Row. K 3, K 2 tog, over twice, K 2 tog, K 7, over, K 2 tog, over, K 2 tog twice, over, K 1.

13th Row. K 16, P 1, K 4.

14th Row. K 15, over, K 2 tog, over, K 2 tog, sl st just made back to left hand needle, pass the last 2 sts on this needle over this st, then slip it back to right hand needle. Repeat from beginning for length desired.

No. 4165

7th Row. D c in 1st mesh, * ch 1, d c in next mesh, repeat from * 5 times, ch 1, d c in next d c, shell in shell, ch 3, s c in 1st loop of pineapple, * ch 3, s c in next loop, repeat from * 5 times, ch 3, shell in center of next shell, ch 4, turn.

8th Row. Shell in center of shell, ch 3, s c in 1st loop of pineapple, work 5 more 3 ch loops across pineapple, ch 3, shell in center of shell, d c in next single d c, * ch 1, d c in next mesh, repeat from * to end of row, ch 3, turn.

9th Row. D c in 1st mesh, * ch 1, d c in next mesh, repeat from * 6 times, ch 1, d c in next d c, shell in center of next shell, ch 3, s c in 1st loop of pineapple, work 4 more 3 ch loops across pineapple, ch 3, shell in shell, ch 4, turn.

10th Row. Shell in shell, ch 3, s c in 1st loop of pineapple, work 3 more 3 ch loops across pineapple, ch 3, shell in shell, d c in next single d c, * ch 1, d c in next mesh, repeat from * to end of row, ch 3, turn.

11th Row. D c in 1st mesh, * ch 1, d c in next mesh, repeat from * 7 times, ch 1, d c in next d c, shell in shell, ch 3, s c in 1st loop of pineapple, * ch 3, s c in next loop, repeat from *, ch 3, shell in shell, ch 4, turn.

12th Row. Shell in shell, ch 3, s c in 1st loop of pineapple, ch 3, s c in next loop, ch 3, shell in shell, d c in next single d c, * ch 1, d c in next mesh, repeat from * to end of row, ch 3, turn.

13th Row. D c in 1st mesh, * ch 1, d c in next mesh, repeat from * 8 times, ch 1, d c in next d c, shell in shell, ch 3, d c in loop of pineapple, ch 3, shell in next shell, ch 4, turn.

14th Row. Shell in shell, ch 1, shell in next shell, d c in next single d c, * ch 1, d c in next mesh, repeat from * to end of row, ch 3, turn.

15th Row. D c in 1st mesh, * ch 1, d c in next mesh, repeat from * 9 times, ch 1, d c in next d c, shell in shell, ch 4, turn. Repeat from 2nd row for length desired, break thread.

Work a row of s c across top working 2 s c in each mesh.

Cast on 17 sts and K 1 row.

2nd Row. Over, K 2 tog, over, K 2 tog, over, K 1, over, sl 1, K 1, PSSO (pass sl st over K st), P 1, K 2 tog, over, K 1, over, K 1, over, P 2 tog, over, P 2 tog, K 1.

3rd Row. K 1, over, P 2 tog, over, P 2 tog, P 5, K 1, P 7, K 1.

4th Row. Over, K 2 tog, over, K 2 tog, over, K 3, over, sl 1, K 2 tog, PSSO, over, K 3, over, K 1, over, P 2 tog, over, P 2 tog, K 1.

5th Row. K 1, over, P 2 tog, over, P 2 tog, P 6, K 1, P 8, K 1.

6th Row. Over, K 2 tog, over, K 2 tog, over, K 5, over, K 1, over, K 5, over, K 1, over, P 2 tog, over, P 2 tog, K 1.

7th Row. K 1, over, P 2 tog, over, P 2 tog, P 8, K 1, P 10, K 1.

8th Row. Over, K 2 tog, over, K 2 tog, over, sl 1, K 1, PSSO, K 1, P 1, K 1, K 2 tog, P 1, sl 1, K 1, PSSO, K 1, P 1, K 1, K 2 tog, over, K 1, over, P 2 tog, over, P 2 tog, K 1.

9th Row. K 1, over, P 2 tog, over, P 2 tog, P 4, K 1, P 2, K 1, P 2, K 1, P 6, K 1.

10th Row. Over, K 3 tog, over, K 2 tog, over, sl 1, K 1, PSSO, P 1, K 2 tog, P 1, sl 1, K 1, PSSO, P 1, K 2 tog, over, K 1, over, K 1, over, P 2 tog, over, P 2 tog, K 1.

11th Row. K 1, over, P 2 tog, over, P 2 tog, P 5, K 1, P 1, K 1, P 1, K 1, P 5, K 1.

12th Row. Over, K 3 tog, over, K 2 tog, over, sl 1, K 2 tog, PSSO, P 1, sl 1, K 2 tog, PSSO, over, K 3, over, K 1, over, P 2 tog, over, P 2 tog, K 1.

13th Row. K 1, over, P 2 tog, over, P 2 tog, P 7, K 1, P 5, K 1.

14th Row. Over, K 3 tog, over, K 2 tog, over, sl 1, K 2 tog, PSSO, over, K 5, over, K 1, over, P 2 tog, over, P 2 tog, K 1.

15th Row. K 1, over, P 2 tog, over, P 2 tog, over, P 8, K 1, P 4, K 1.

16th Row. Over, K 3 tog, over, K 3 tog, over, sl 1, K 1, PSSO, K 1, P 1, K 1, K 2 tog, over, K 2 tog, over, P 2 tog, over, P 2 tog, K 1.

17th Row. K 1, over, P 2 tog, over, P 2 tog, P 4, K 1, P 6, K 1.

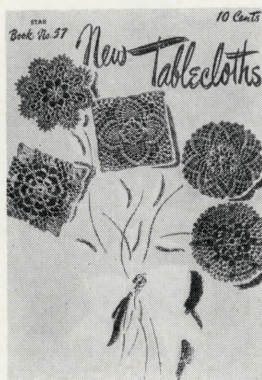
Repeat from 2nd row for desired length.

These "STAR" BOOKS are available at 10c each

at your favorite dealer or send 10¢ to

THE AMERICAN THREAD CO., Dept. 41 • 260 West Broadway, New York 13, N. Y.

BOOK No. 57—STAR TABLECLOTH BOOK—12 delightful tablecloths—with ideas for settings for holiday festivities throughout the year. Napkin instructions also!



BOOK No. 55—STAR POTHOLDERS—Over 30 potholder designs in standard and unusual shapes . . . also 12 good recipes.




BOOK No. 34—STAR BEDSPREADS—Bedspreads for every decor—for every section of the country. Crocheted and knitted.



Edgings

(COPYRIGHTED)



4177

4178

4179

4180

4181

4182

77.13/7

FOR INSTRUCTIONS
ON ABOVE EDGINGS
SEE PAGE 13