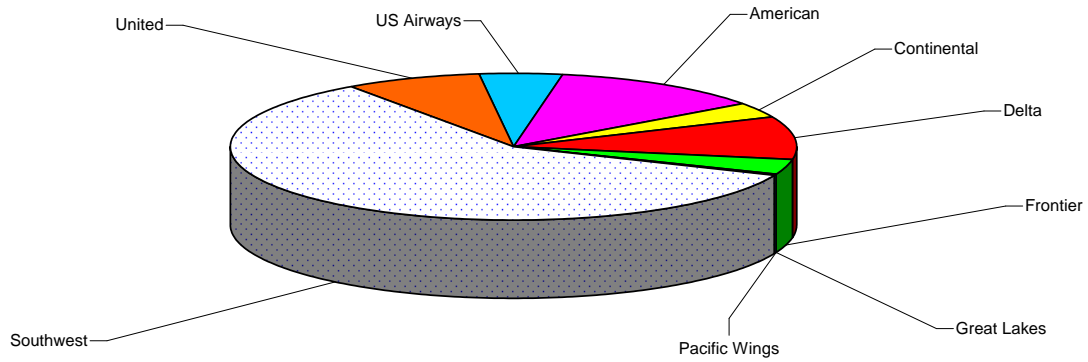
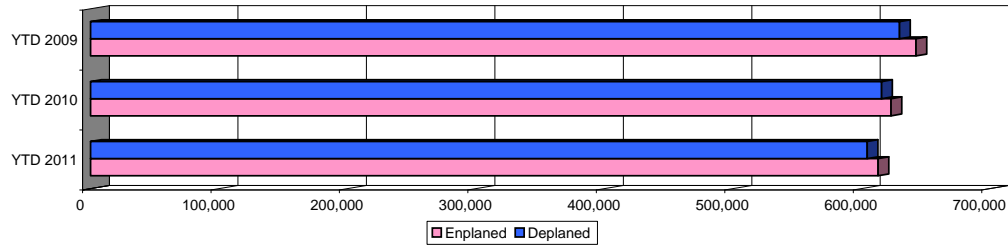


**Albuquerque International Support
March 2011
Air Carrier / Operations Activity**



Airline	Monthly Enplaned PAX	Monthly Deplaned PAX	Total Month PAX	Previous Year Enplaned PAX	Previous Year Deplaned PAX	Previous Year Total PAX	% Change	Market Share
American Airlines	27,698	28,244	55,942	29,457	30,588	60,045	-6.8%	12.1%
Continental Airlines	7,631	7,782	15,413	8,271	8,231	16,502	0.0%	3.3%
Delta Air Lines	21,950	21,693	43,643	18,040	18,050	36,090	20.9%	9.5%
Delta Air Lines #2	N/A	N/A	N/A	6,895	7,014	13,909	N/A	0.0%
Frontier Airlines	7,495	7,723	15,218	8,075	8,397	16,472	-7.6%	3.3%
Great Lakes Airlines - Commuter	371	367	738	319	296	615	20.0%	0.2%
Pacific Wings/NM Airlines - Commuter	273	271	544	289	296	585	-7.0%	0.1%
Southwest Airlines	136,941	134,222	271,163	137,891	136,819	274,710	-1.3%	58.8%
United Airlines	18,212	18,455	36,667	19,146	19,279	38,425	-4.6%	8.0%
US Airways	10,857	10,664	21,521	12,698	12,735	25,433	-15.4%	4.7%
Totals	231,428	229,421	460,849	241,081	241,705	482,786	-4.5%	100.0%
% Change (from Prior Yr)	-4.0%	-5.1%						

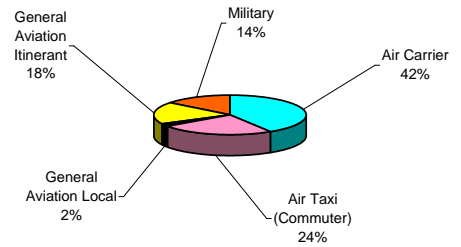


**Calendar Year-to-Date -1.7% Decrease
from 2010 to 2011**

	YTD 2011	YTD 2010	YTD 2009	% Change 11/10
Enplaned	612,981	623,057	642,477	-1.6%
Deplaned	604,489	615,689	629,667	-1.8%
Total	1,217,470	1,238,746	1,272,144	-1.7%

**Air Traffic Control Tower Counts
Calendar Year-to-Date (March)**

Class	Takeoffs & Landings			
	2011 YTD	2010 YTD	2009 YTD	% Change 11/10
Air Carrier	14928	15450	16609	-3.4%
Air Taxi (Commuter)	8721	8459	8637	3.1%
General Aviation Local	798	1194	624	-33.2%
General Aviation Itinerant	6555	6585	7195	-0.5%
Military	5248	6320	5559	-17.0%
Total	36,250	38,008	38,624	-4.6%



**Double Eagle II - Air Traffic Control Tower Counts
Calendar Year-to-Date (March)**

Class	Takeoffs & Landings			
	2011 YTD	2010 YTD	2009 YTD	% Change 11/10
Air Carrier	1	0	0	0.0%
Air Taxi (Commuter)	712	505	618	41.0%
General Aviation Local	6,495	8,964	13,559	-27.5%
General Aviation Itinerant	9,113	6,094	8,717	49.5%
Military	403	339	412	18.9%
Total	16,724	15,902	23,306	5.2%

