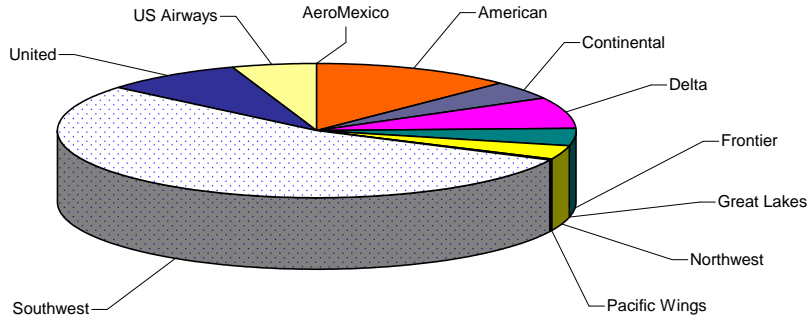
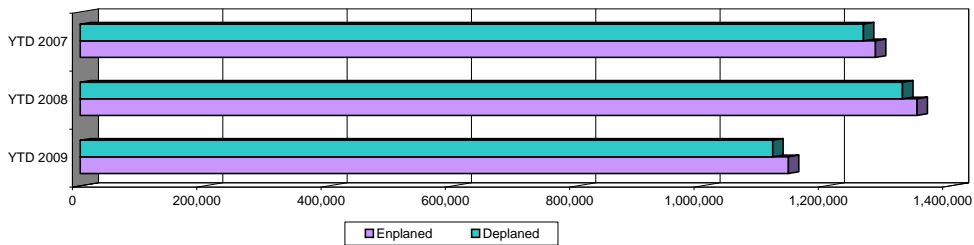


**Albuquerque International Sunport
May 2009
Air Carrier / Operations Activity**



Airline	Monthly Enplaned PAX	Monthly Deplaned PAX	Total Month PAX	Previous Year Enplaned PAX	Previous Year Deplaned PAX	Previous Year Total PAX	% Change	Market Share
AeroMexico	91	79	170	N/A	N/A	N/A	100.0%	0.0%
American Airlines	32,456	31,735	64,191	36,186	35,108	71,294	-10.0%	12.4%
Continental Airlines	11,351	11,394	22,745	16,086	15,781	31,867	-28.6%	4.4%
Delta Air Lines	19,961	19,028	38,989	23,914	22,699	46,613	-16.4%	7.6%
ExpressJet Airlines	0	0	0	9,382	9,306	18,688	0.0%	0.0%
Frontier Airlines	11,300	10,124	21,424	13,844	13,389	27,233	-21.3%	4.2%
Great Lakes Airlines - Commuter	331	348	679	487	417	904	-24.9%	0.1%
Northwest Airlines	8,737	8,128	16,865	8,414	7,897	16,311	3.4%	3.3%
Pacific Wings/NM Airlines - Commuter	332	344	676	488	463	951	-28.9%	0.1%
Southwest Airlines	141,520	136,493	278,013	159,204	152,423	311,627	-10.8%	53.9%
United Airlines	23,177	21,917	45,094	27,741	25,571	53,312	-15.4%	8.7%
US Airways	13,919	12,945	26,864	16,377	12,641	29,018	-7.4%	5.2%
Totals	263,175	252,535	515,710	312,123	295,695	607,818	-15.2%	100.0%
% Change (from Prior Yr)	-15.7%	-14.6%						

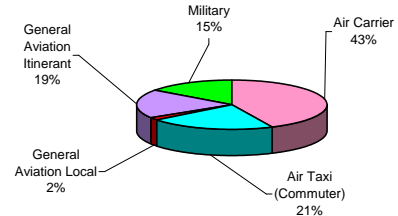


Year-to-date -15.6% Decrease from 2008 to 2009

	YTD 2009	YTD 2008	YTD 2007	% Change 09 / 08
Enplaned	1,139,282	1,346,137	1,279,183	-15.4%
Deplaned	1,113,933	1,322,842	1,259,897	-15.8%
Total	2,253,215	2,668,979	2,539,080	-15.6%

**Air Traffic Control Tower Counts
Year to Date (May)**

Class	Takeoffs & Landings			
	2009 YTD	2008 YTD	2007 YTD	% Change 09/08
Air Carrier	28,145	32,127	30,684	-12.4%
Air Taxi (Commuter)	14,047	18,599	16,900	-24.5%
General Aviation Local	1,088	1,130	1,822	-3.7%
General Aviation Itinerant	12,371	16,881	16,394	-26.7%
Military	9,771	9,037	11,555	8.1%
Total	65,422	77,774	77,355	-15.9%



**Double Eagle II - Air Traffic Control Tower Counts
Year to Date (May)**

Class	Takeoffs & Landings			
	2009 YTD	2008 YTD	2007 YTD	% Change 09/08
Air Carrier	0	0	0	100.0%
Air Taxi (Commuter)	1,093	0	0	100.0%
General Aviation Local	21,426	0	0	100.0%
General Aviation Itinerant	14,224	0	0	100.0%
Military	840	0	0	100.0%
Total	37,583	0	0	100.0%

