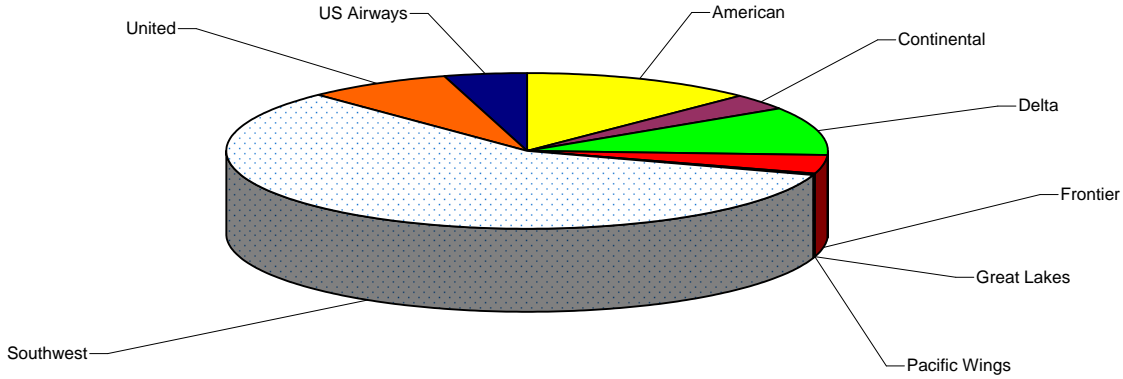
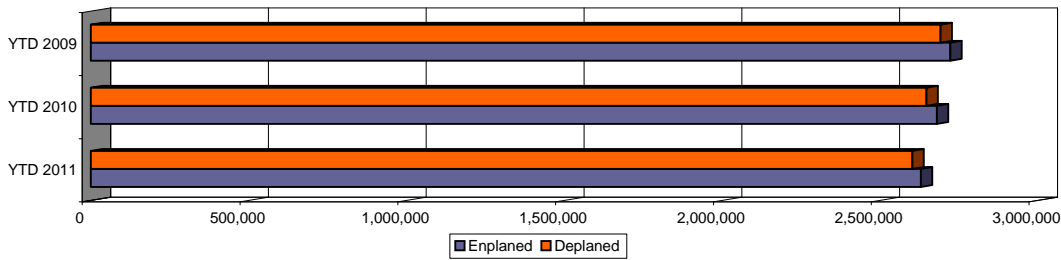


**Albuquerque International Support  
November 2011  
Air Carrier / Operations Activity**



Airline	Monthly Enplaned PAX	Monthly Deplaned PAX	Total Month PAX	Previous Year Enplaned PAX	Previous Year Deplaned PAX	Previous Year Total PAX	% Change	Market Share
American Airlines	28,675	29,425	58,100	27,944	28,282	56,226	3.3%	12.6%
Continental Airlines	7,575	7,773	15,348	7,536	7,603	15,139	1.4%	3.3%
Delta Air Lines	22,521	22,336	44,857	23,987	23,308	47,295	-5.2%	9.7%
Frontier Airlines	9,310	9,072	18,382	8,556	7,444	16,000	14.9%	4.0%
Great Lakes Airlines - Commuter	376	362	738	364	353	717	2.9%	0.2%
Pacific Wings/NM Airlines - Commuter	251	258	509	233	261	494	3.0%	0.1%
Southwest Airlines	134,125	132,640	266,765	130,585	129,786	260,371	2.5%	57.9%
United Airlines	17,775	17,737	35,512	19,220	19,161	38,381	-7.5%	7.7%
US Airways	10,108	10,044	20,152	10,585	10,500	21,085	-4.4%	4.4%
<b>Totals</b>	<b>230,716</b>	<b>229,647</b>	<b>460,363</b>	<b>229,010</b>	<b>226,698</b>	<b>455,708</b>	<b>1.0%</b>	<b>100.0%</b>
<b>% Change (from Prior Yr)</b>	<b>0.7%</b>	<b>1.3%</b>						

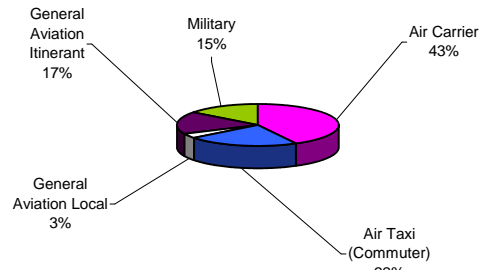


**Calendar Year-to-Date -1.8% Decrease  
from 2010 to 2011**

	YTD 2011	YTD 2010	YTD 2009	% Change 11 / 10
Enplaned	2,630,138	2,680,794	2,723,494	-1.9%
Deplaned	2,603,393	2,647,844	2,692,607	-1.7%
<b>Total</b>	<b>5,233,531</b>	<b>5,328,638</b>	<b>5,416,101</b>	<b>-1.8%</b>

**Air Traffic Control Tower Counts  
Calendar Year-to-Date (November)**

Class	Takeoffs & Landings			
	2011 YTD	2010 YTD	2009 YTD	% Change 11/10
Air Carrier	60,046	60,554	62,708	-0.8%
Air Taxi (Commuter)	31,497	30,793	30,632	2.3%
General Aviation Local	4,817	4,102	3,335	17.4%
General Aviation Itinerant	24,505	25,918	27,759	-5.5%
Military	20,925	22,582	21,272	-7.3%
<b>Total</b>	<b>141,790</b>	<b>143,949</b>	<b>145,706</b>	<b>-1.5%</b>



**Double Eagle II - Air Traffic Control Tower Counts  
Calendar Year-to-Date (November)**

Class	Takeoffs & Landings			
	2011 YTD	2010 YTD	2009 YTD	% Change 11/10
Air Carrier	1	0	0	0.0%
Air Taxi (Commuter)	2,091	2,071	2,217	1.0%
General Aviation Local	35,618	33,874	41,590	5.1%
General Aviation Itinerant	25,462	25,174	29,591	1.1%
Military	2,237	2,096	1,523	6.7%
<b>Total</b>	<b>65,409</b>	<b>63,215</b>	<b>74,921</b>	<b>3.5%</b>

